



US00D929160S

(12) **United States Design Patent** (10) **Patent No.:** **US D929,160 S**
Groves et al. (45) **Date of Patent:** **** Aug. 31, 2021**

- (54) **RACK FOR SHIPPING OBJECTS AND/OR DISPLAYING OBJECTS**
- (71) Applicant: **Panoramic Farm, Inc.**, Marshville, NC (US)
- (72) Inventors: **Brian Nathaniel Greenway Groves**, Matthews, NC (US); **David Glenn Hyatt**, Marshville, NC (US)
- (73) Assignee: **PANORAMIC FARM, INC.**, Marshville, NC (US)

D802,341	S	*	11/2017	Yaraghi	D6/675
D814,410	S	*	4/2018	Emslie	D13/108
10,089,597	B2		10/2018	Cortes et al.		
D885,091	S	*	5/2020	Davis	D6/675.3
D886,496	S	*	6/2020	Davis	D6/675.3
D915,801	S	*	4/2021	Davis	D6/675.1
D916,537	S	*	4/2021	Davis	D6/675.1
2004/0079714	A1	*	4/2004	Andrew	H01M 50/20 211/49.1
2009/0032432	A1	*	2/2009	Kostos	B65D 71/0096 206/600
2013/0026061	A1	*	1/2013	Lehn	B65D 57/00 206/597

(Continued)

- (**) Term: **15 Years**
- (21) Appl. No.: **29/725,094**
- (22) Filed: **Feb. 21, 2020**
- (51) **LOC (13) Cl.** **06-06**
- (52) **U.S. Cl.**
USPC **D6/675.1**
- (58) **Field of Classification Search**
USPC D6/672, 672.1, 675, 675.1, 705, 512;
D34/34, 38
CPC A47F 1/00; A47F 5/0018; A47B 45/00;
A47B 47/04; A47B 57/00; A47B 47/021;
B65D 1/22; B65D 9/00; B65D 9/06;
B65D 19/00; B65D 19/14
See application file for complete search history.

(56) **References Cited**

U.S. PATENT DOCUMENTS

3,095,975	A	*	7/1963	Cassel	A47B 57/402 211/192
D297,085	S	*	8/1988	Gieber	D6/675.1
D329,556	S	*	9/1992	Brussing	D6/675.1
D330,472	S	*	10/1992	Wells	D6/675.1
D334,496	S	*	4/1993	Schnair	D3/272
7,159,521	B2		1/2007	Salmanson et al.		
D543,057	S	*	5/2007	Grady	D6/675.1
D730,089	S	*	5/2015	Carbone	D6/675.1
D731,823	S	*	6/2015	Kelinske	D6/675.1

OTHER PUBLICATIONS

Angleboard, Product Sheet for "Cornerboard", AM-0015, www.angleboard.com, Apr. 17, 2014, 2 pages.

Primary Examiner — Kelley A Donnelly
(74) *Attorney, Agent, or Firm* — Additon, Pendleton & Witherspoon, P.A.

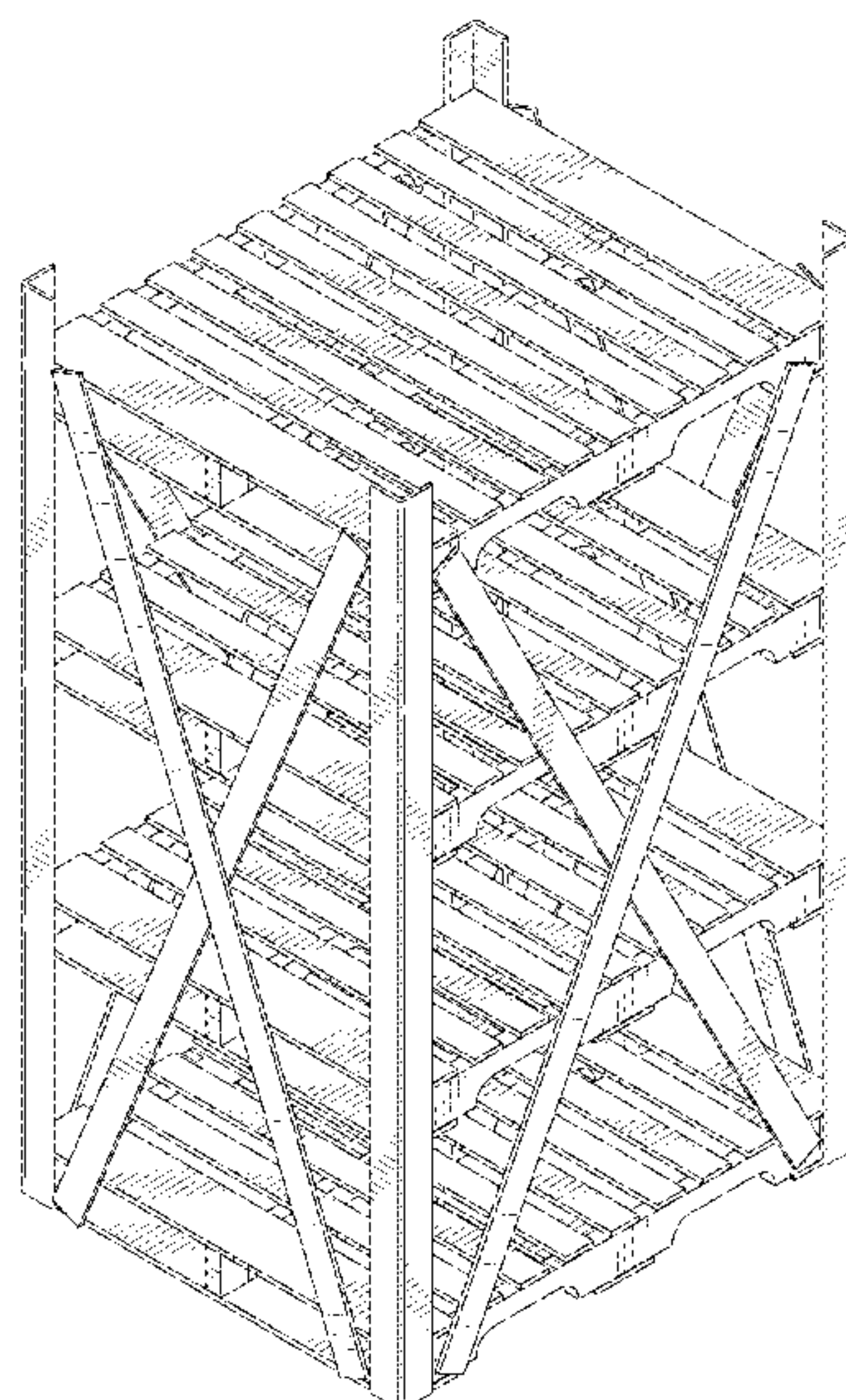
(57) **CLAIM**

The ornamental design for a rack for shipping objects and/or displaying objects, as shown and described.

DESCRIPTION

FIG. 1 is a top, front-right pictorial view of a rack for shipping objects and/or displaying objects in accordance with a first embodiment of the present invention; FIG. 2 is a bottom, rear-left pictorial view of the rack of FIG. 1; FIG. 3 is a right elevation view of the rack of FIG. 1; FIG. 4 is a left elevation view of the rack of FIG. 1; FIG. 5 is a front elevation view of the rack of FIG. 1; FIG. 6 is a rear elevation view of the rack of FIG. 1; FIG. 7 is a top plan view of the rack of FIG. 1; and, FIG. 8 is a bottom plan view of the rack of FIG. 1.

1 Claim, 7 Drawing Sheets



(56)

References Cited

U.S. PATENT DOCUMENTS

2020/0062450 A1* 2/2020 Rolund B65D 19/385

* cited by examiner

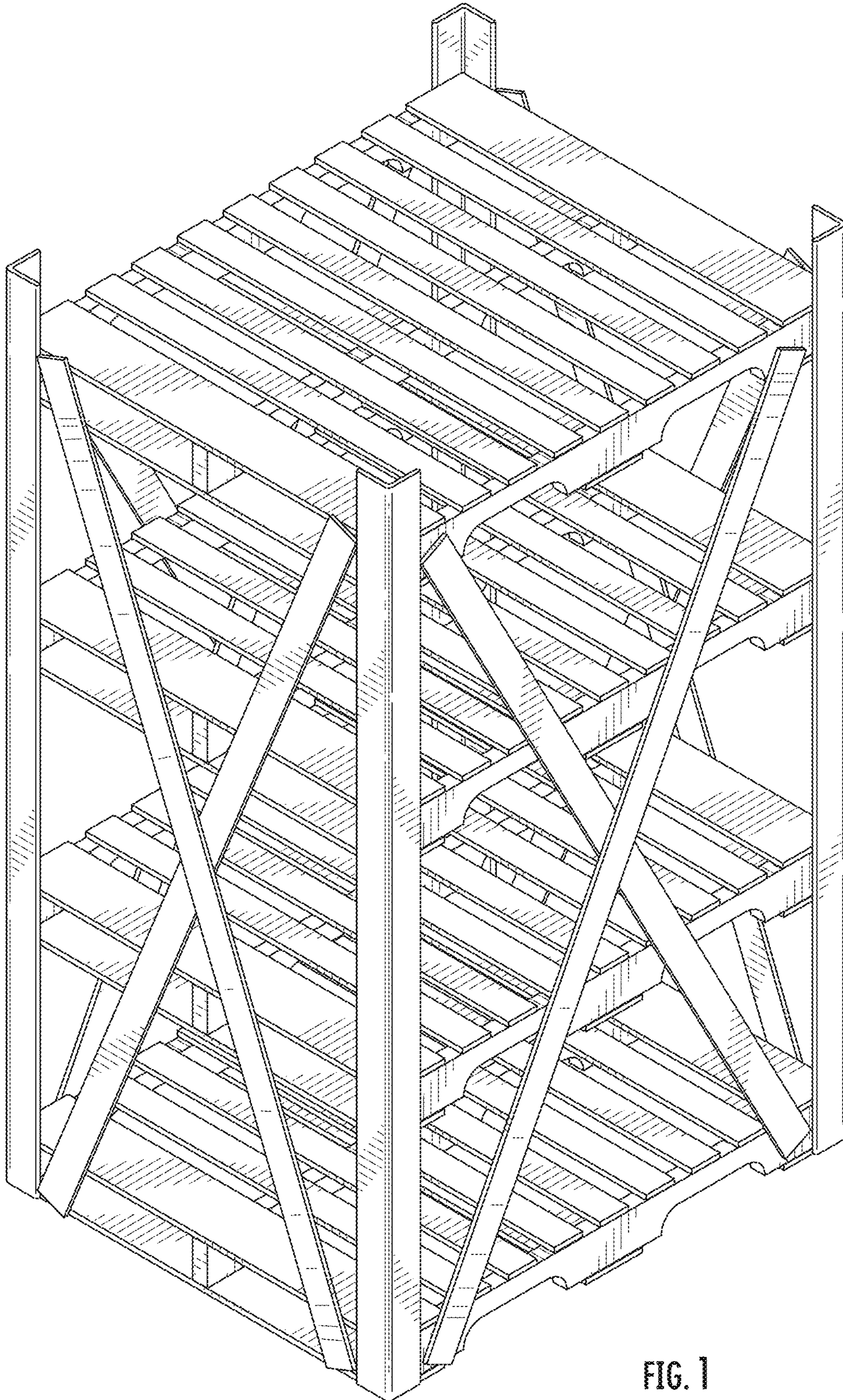


FIG. 1

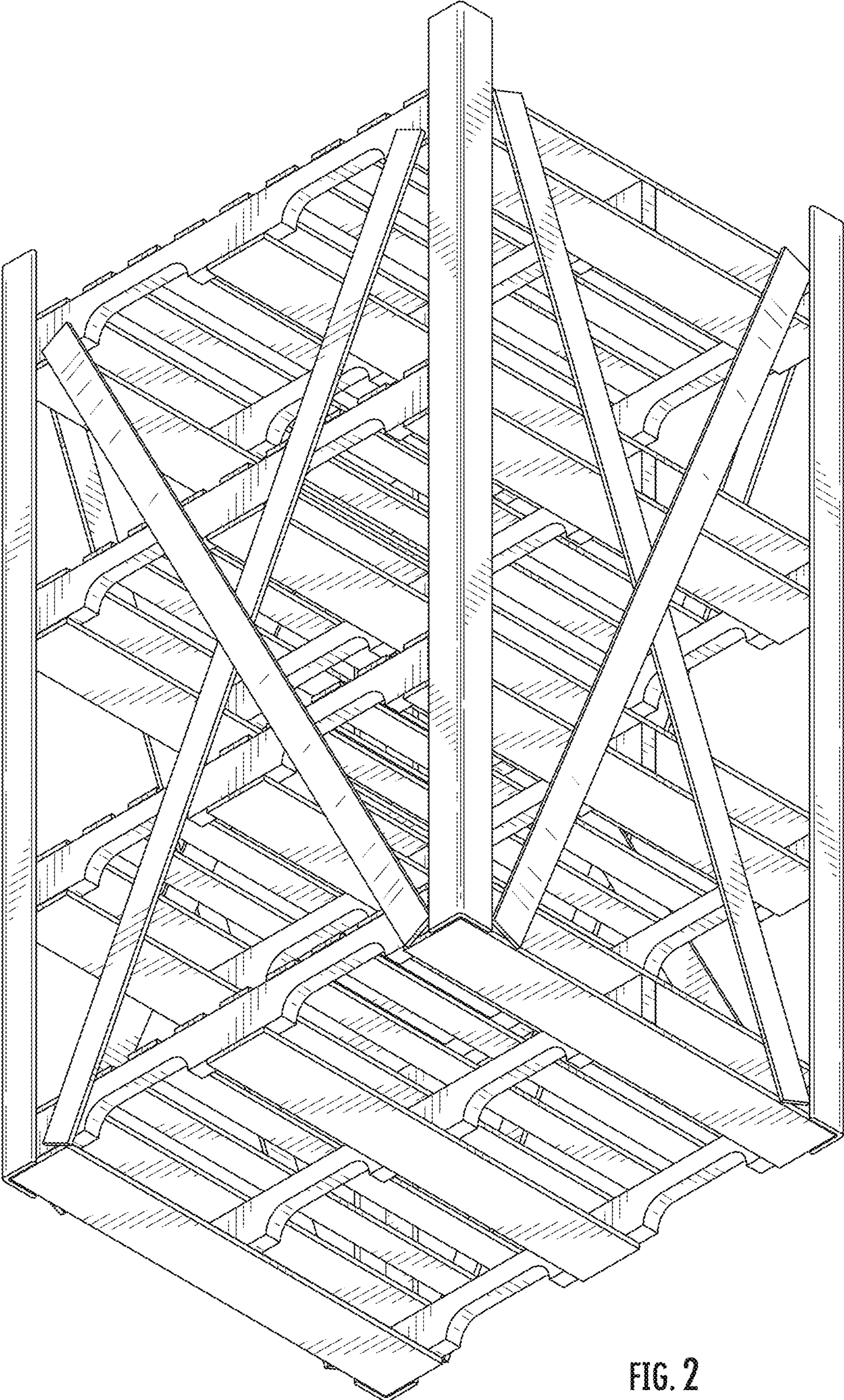


FIG. 2

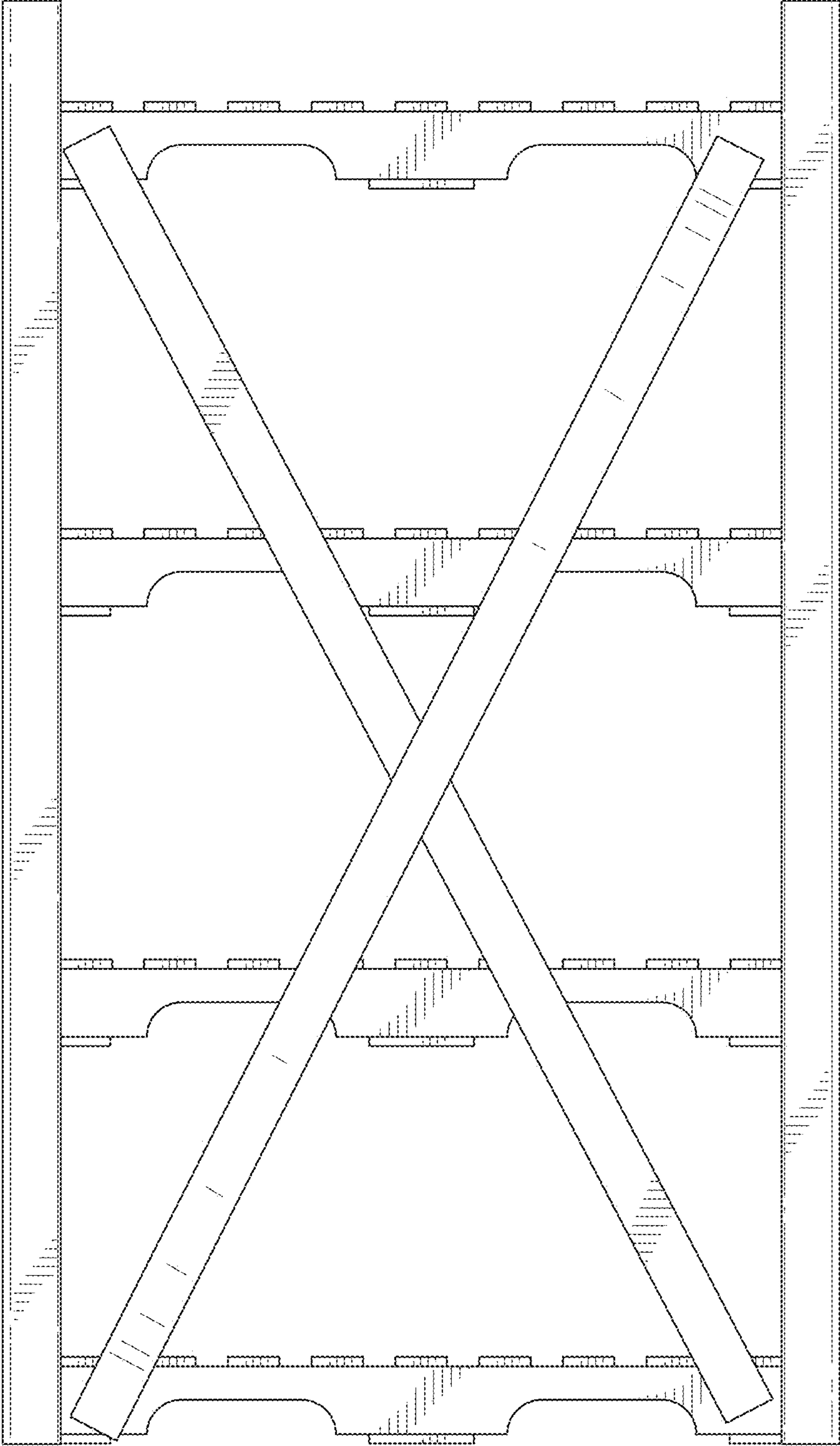


FIG. 3

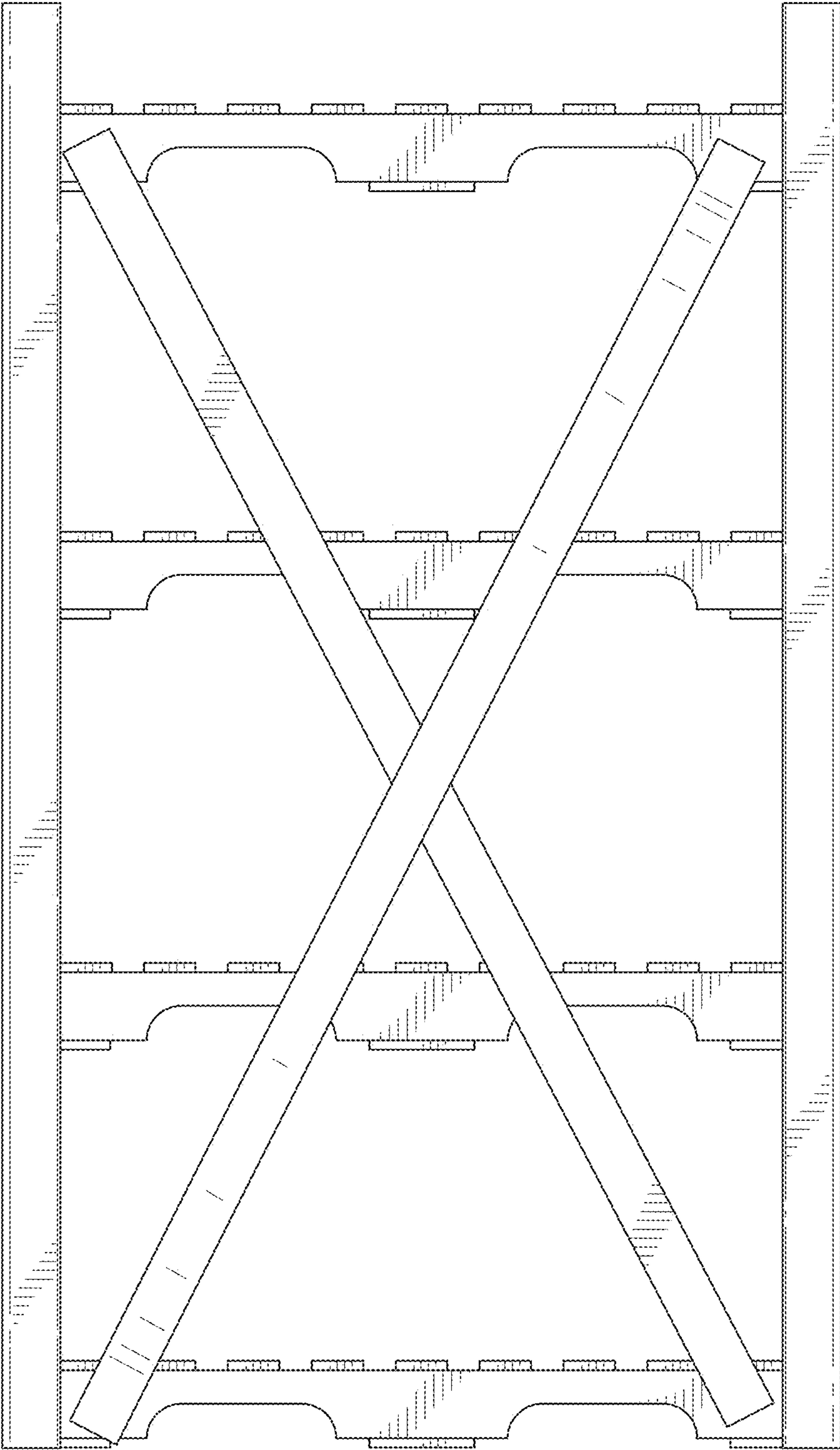


FIG. 4

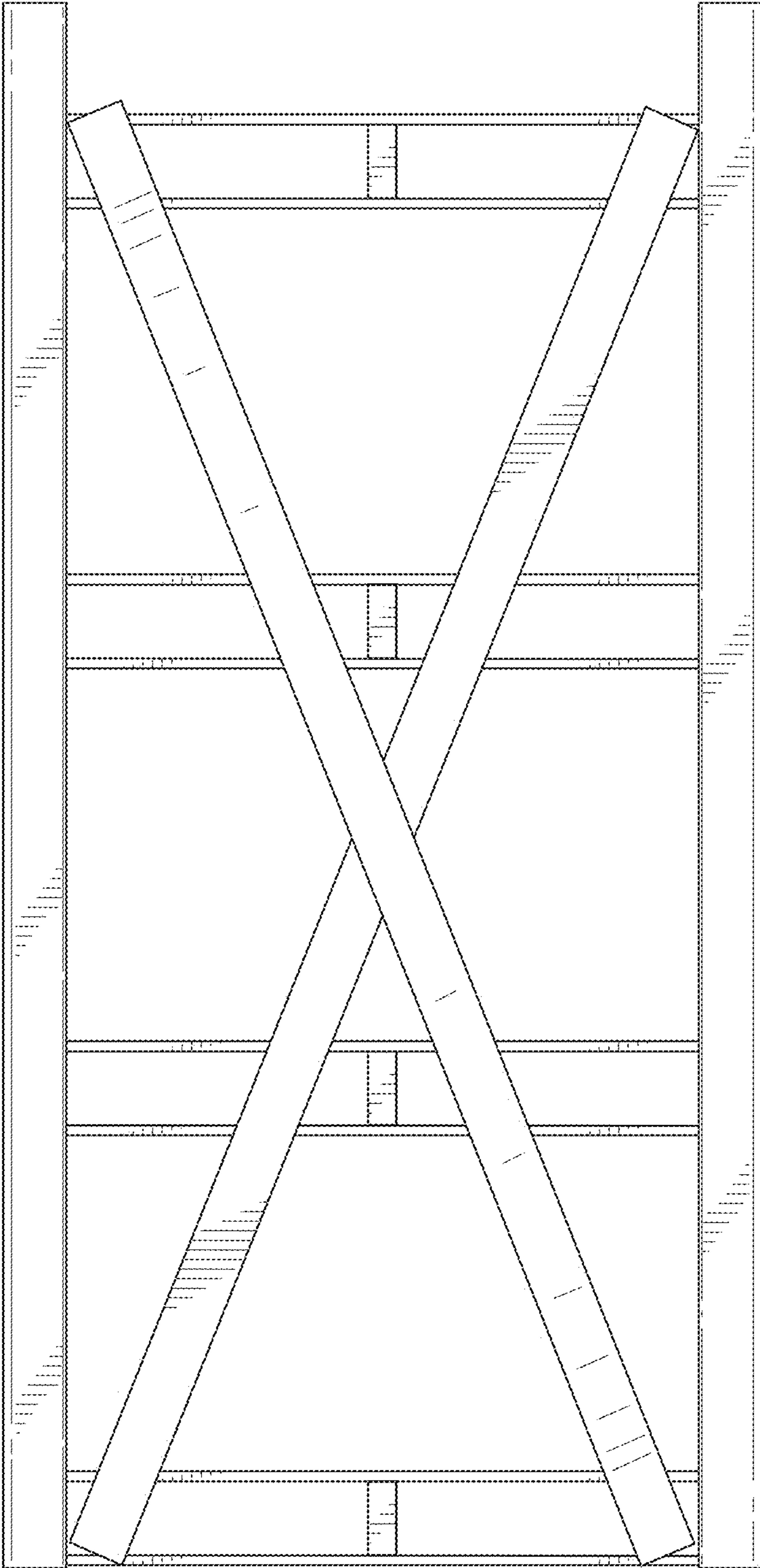


FIG. 5

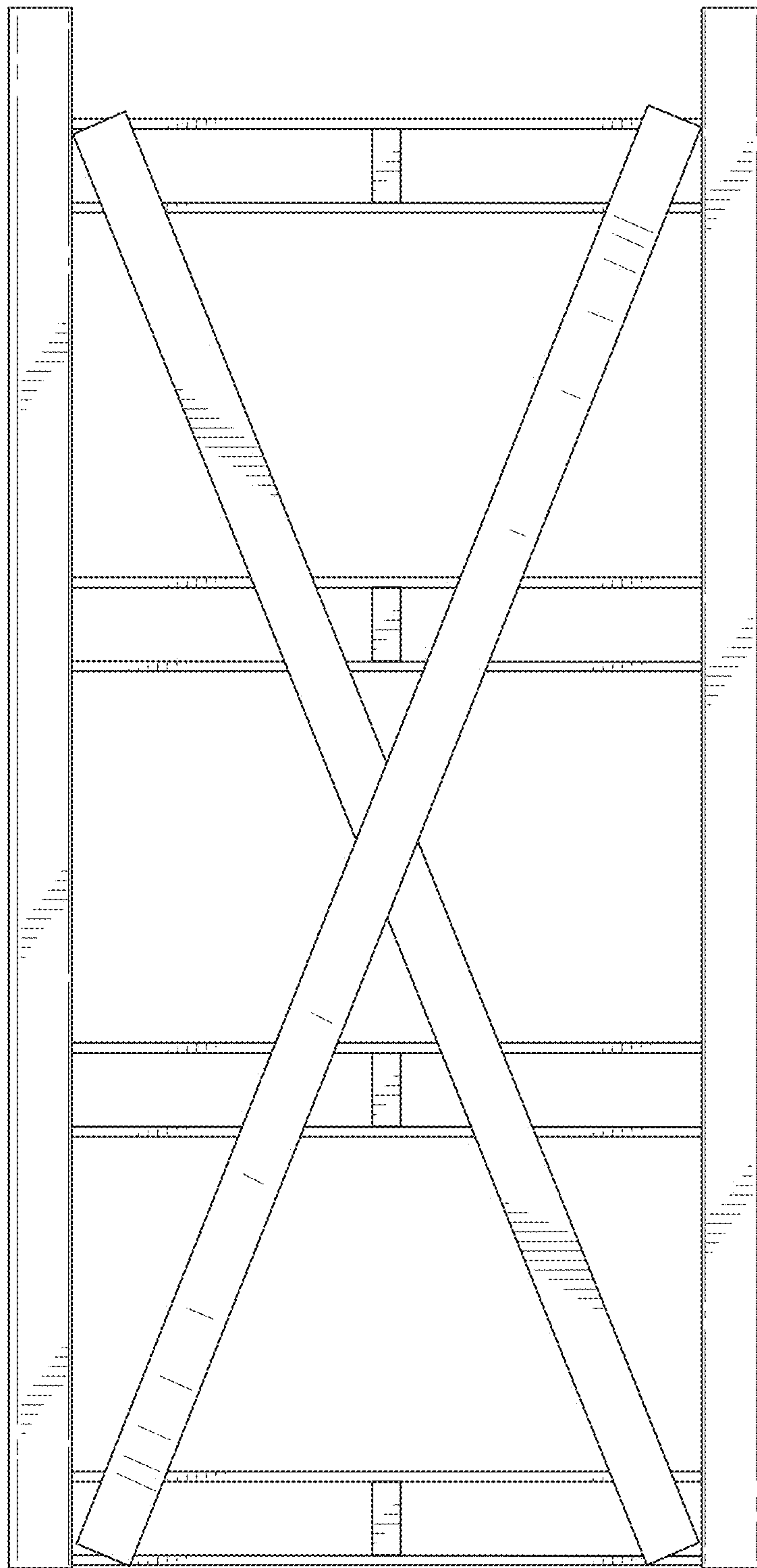


FIG. 6




FIG. 7

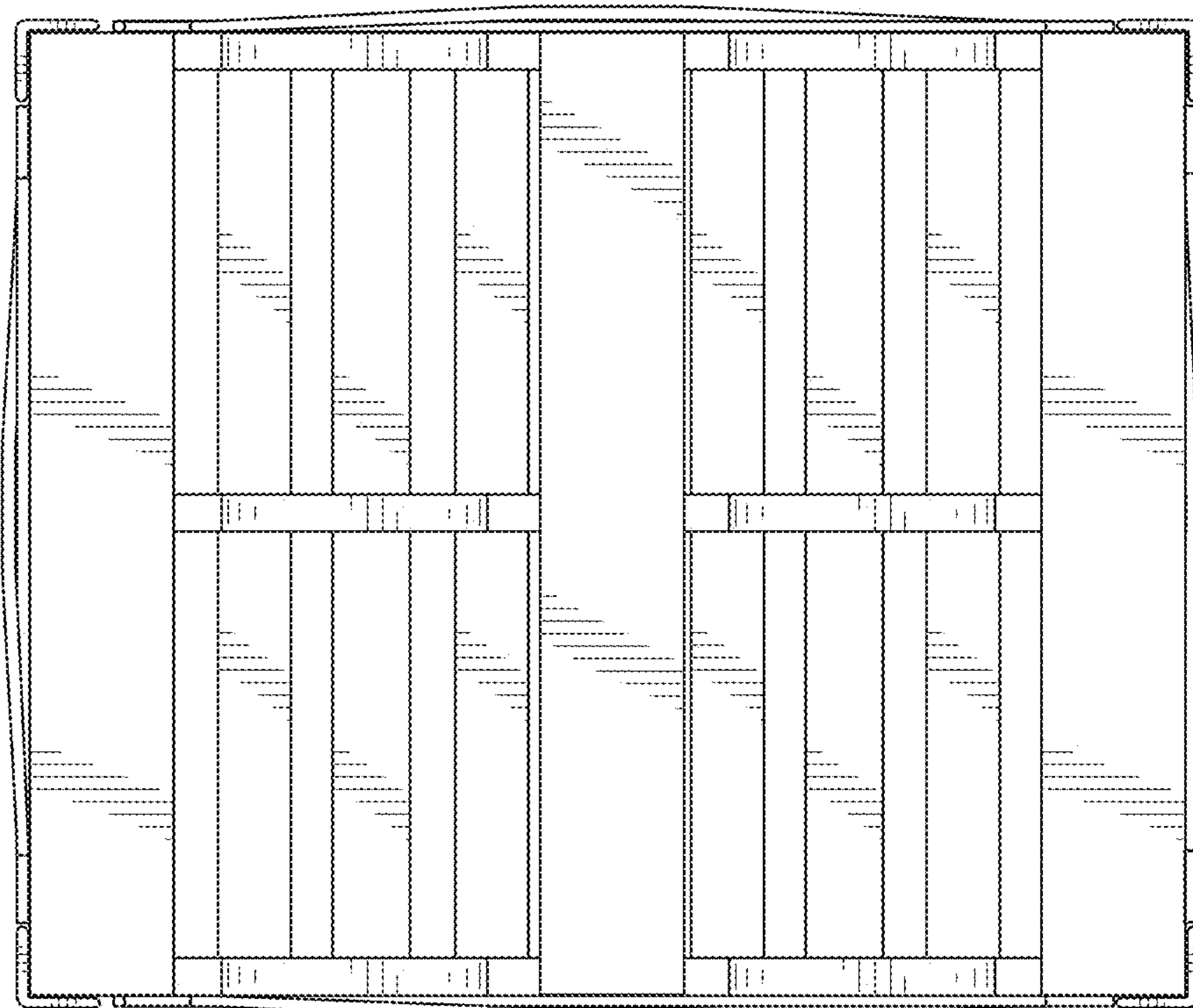


FIG. 8