



US00D929151S

(12) **United States Design Patent**  
**Thompson**

(10) **Patent No.:** **US D929,151 S**

(45) **Date of Patent:** **\*\* Aug. 31, 2021**

(54) **TOP AND BOTTOM COMBINATION  
BEDSHEET**

(71) Applicant: **Gail P. Thompson**, Seaside, CA (US)

(72) Inventor: **Gail P. Thompson**, Seaside, CA (US)

(\*\*) Term: **15 Years**

(21) Appl. No.: **29/694,064**

(22) Filed: **Jun. 6, 2019**

(51) **LOC (13) Cl.** ..... **06-09**

(52) **U.S. Cl.**  
USPC ..... **D6/596**

(58) **Field of Classification Search**  
USPC ..... D6/582-583, 587-592, 595-609,  
D6/617-622; D21/803-809; D24/183  
CPC ..... A47G 9/00; A47G 2009/001; A47G  
2009/002; A47G 2009/003; A47G 9/10;  
A47G 9/1009; A47G 2009/1018; A47G  
9/1045; A47G 9/1081; A47G 9/109;  
A47G 2009/005; A47G 2009/006; A47G  
9/02; A47G 9/0207; A47G 9/0215; A47G  
9/0223; A47G 9/023; A47G 9/0238;  
A47G 9/0246; A47G 9/0253; A47G  
9/0261; A47G 2009/0269; A47G 11/002;  
A47G 21/165

See application file for complete search history.

(56) **References Cited**

**U.S. PATENT DOCUMENTS**

5,557,814 A	9/1996	Cybulski	
6,061,851 A *	5/2000	Crowell	..... A47G 9/02 5/482
6,108,836 A *	8/2000	Keene, III	..... A47G 9/02 5/482
7,140,053 B1 *	11/2006	Mangano	..... A47G 9/02 5/493
8,214,949 B2 *	7/2012	Thompson	..... A47D 15/001 5/494
9,149,136 B2 *	10/2015	Mikesell	..... A47G 9/0246
D756,688 S *	5/2016	Mikesell	..... D6/603

(Continued)

**FOREIGN PATENT DOCUMENTS**

GB	2216409 A	10/1989
GB	2273870 A	7/1994
GB	2431342 A	4/2007

*Primary Examiner* — Jennifer L Rempfer

(74) *Attorney, Agent, or Firm* — Douglas L. Weller

(57) **CLAIM**

The ornamental design for a top and bottom combination  
bedsheet, as shown and described.

**DESCRIPTION**

FIG. 1 is a front perspective view with a top sheet pulled  
back to show connection between the top sheet and a bottom  
fitted sheet.

FIG. 2 is a front perspective view with the top sheet pulled  
up at front.

FIG. 3 is a rear perspective view with the top sheet down and  
folded back.

FIG. 4 is a front view with the top sheet up.

FIG. 5 is a front view with the top sheet down.

FIG. 6 is a rear view with the top sheet up.

FIG. 7 is a rear view with the top sheet down.

FIG. 8 is a right side view with the top sheet up.

FIG. 9 is a sectional view of the section line 8 of FIG. 8

FIG. 10 is a left side view with the top sheet up.

FIG. 11 is a right side view with the top sheet down.

FIG. 12 is a left side view with the top sheet down.

FIG. 13 is a right side view with the top sheet down and  
folded back.

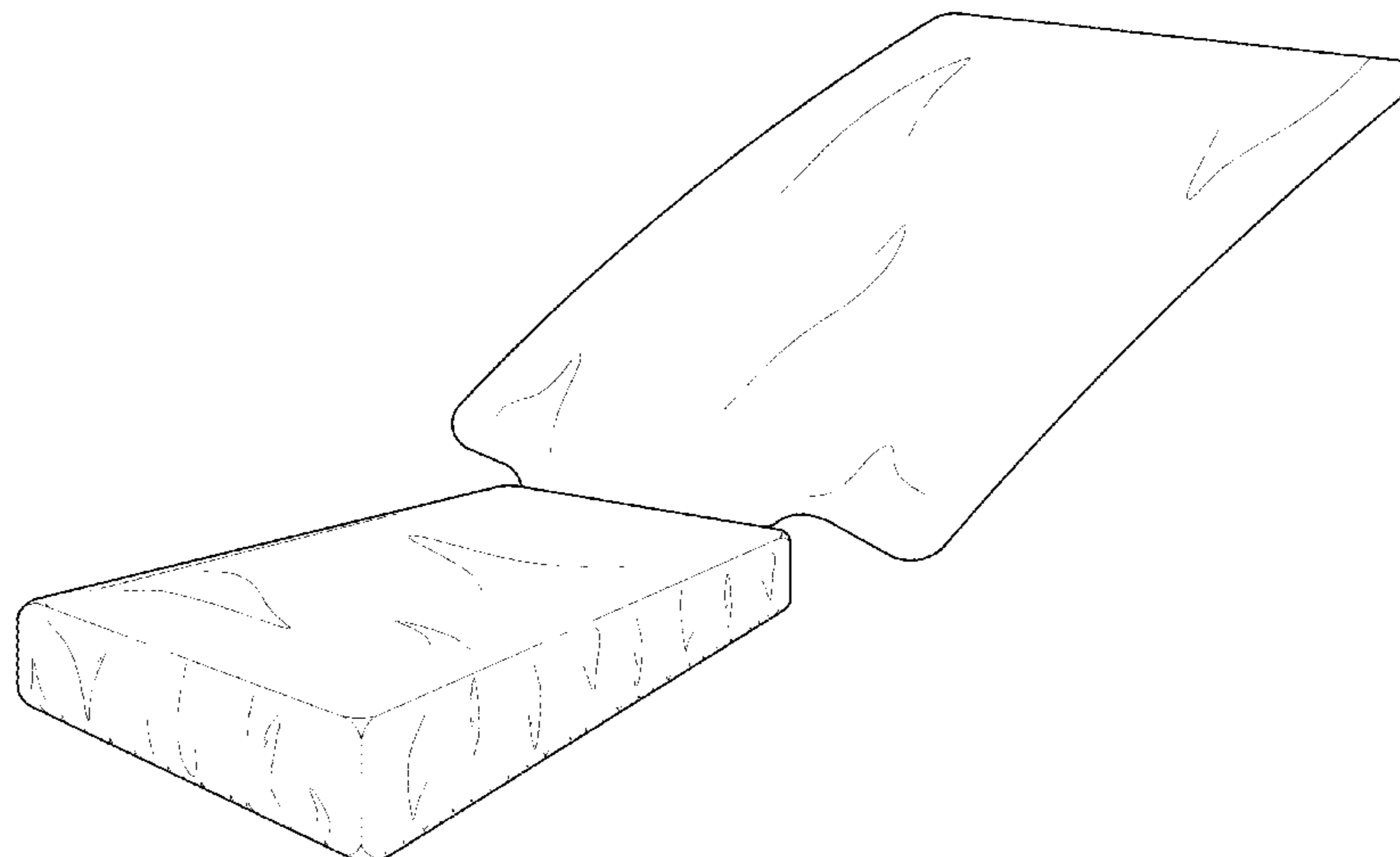
FIG. 14 is a left side view with the top sheet down and  
folded back.

FIG. 15 is a top view; and,

FIG. 16 is a bottom view.

In the drawings, the broken lines are included only for the  
purpose of illustrating environment and form no part of the  
claimed design.

**1 Claim, 10 Drawing Sheets**



(56)

**References Cited**

U.S. PATENT DOCUMENTS

9,523,165	B2	12/2016	Crispino	
D778,638	S *	2/2017	Williams .....	D6/602
10,104,990	B2	10/2018	McCullough	
10,702,072	B2 *	7/2020	Liu .....	A47G 9/0261
D911,073	S *	2/2021	Shilts .....	D6/602
2010/0058537	A1	3/2010	Schuck	
2011/0302715	A1 *	12/2011	Battaglia .....	A47G 9/02 5/493
2015/0282632	A1	10/2015	Means	
2017/0251839	A1	9/2017	McLeod	
2018/0303256	A1	10/2018	Sturgeon et al.	

\* cited by examiner

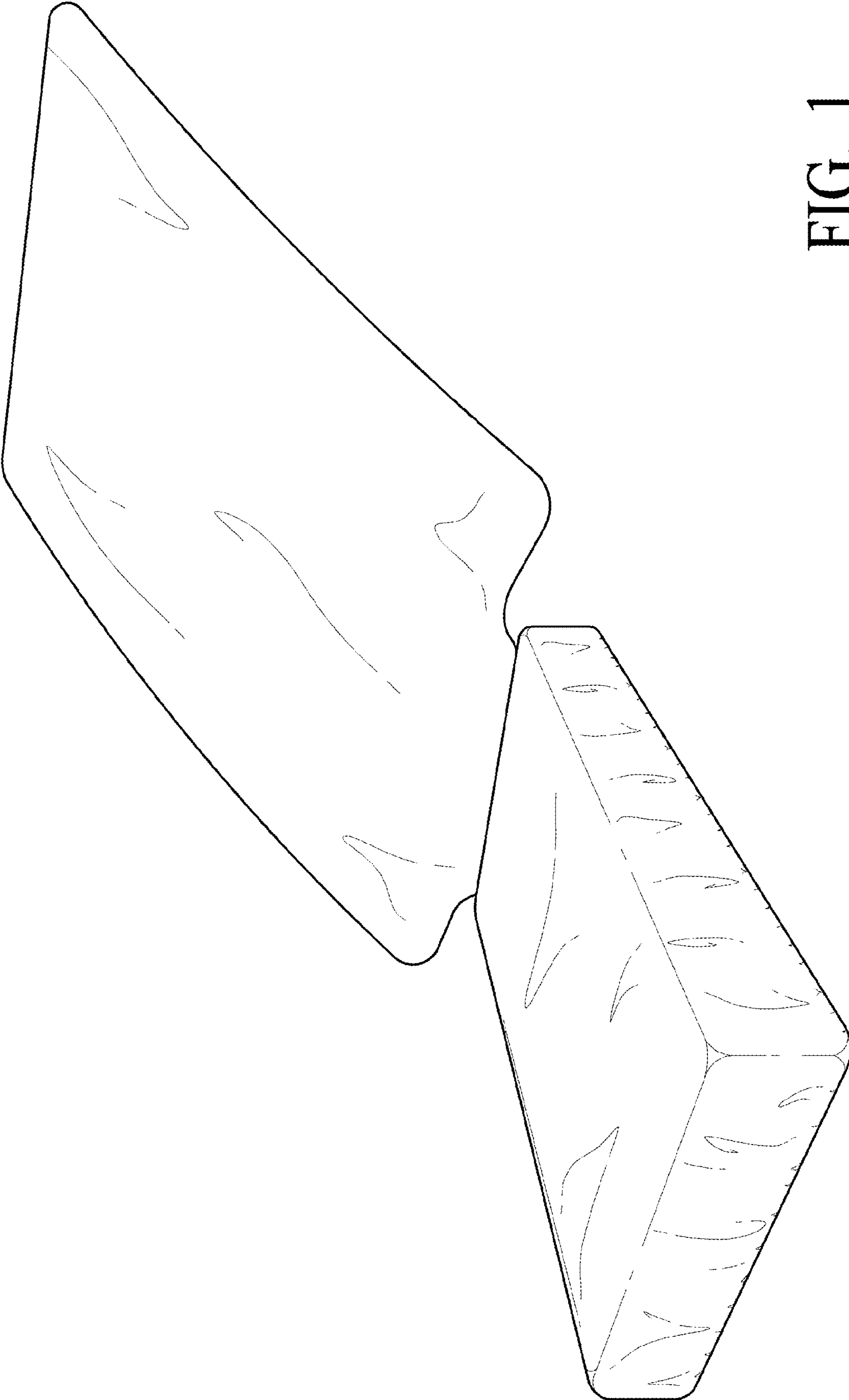


FIG. 1

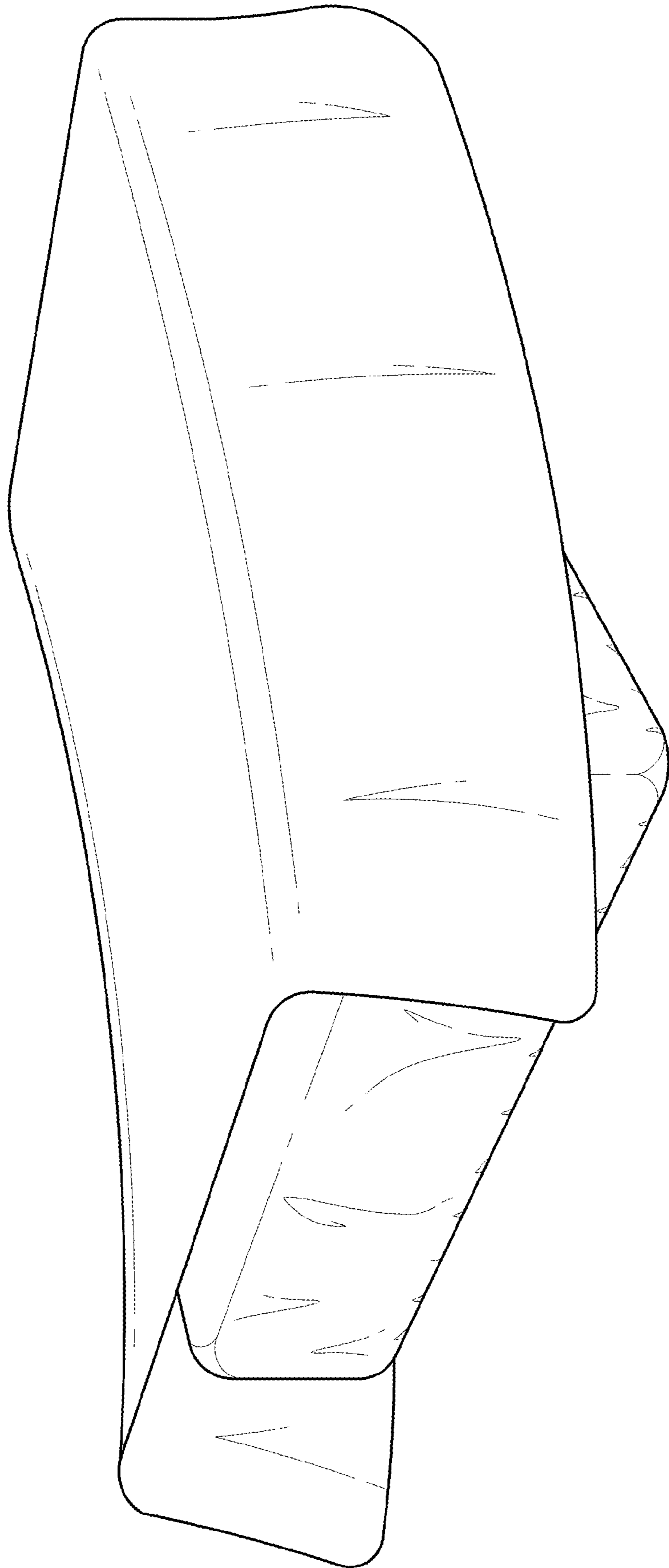


FIG. 2



FIG. 3

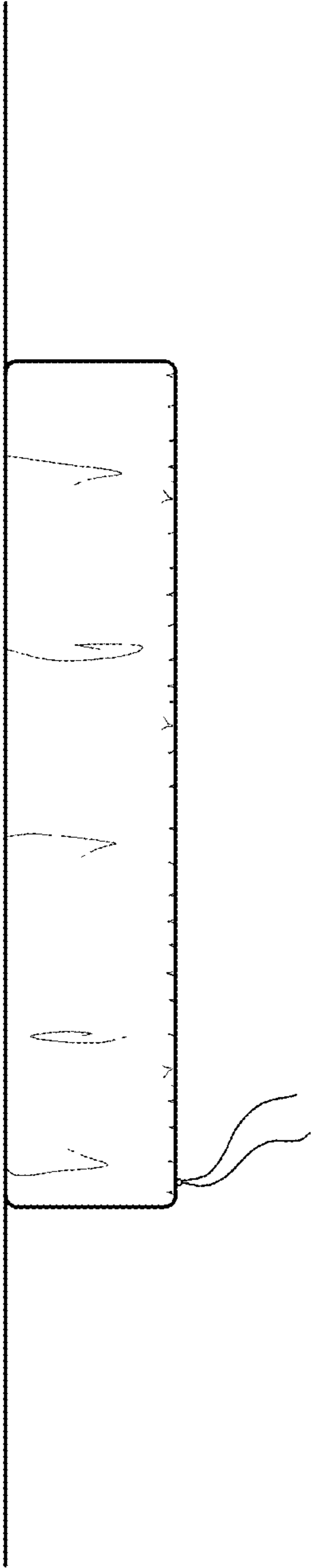


FIG. 4

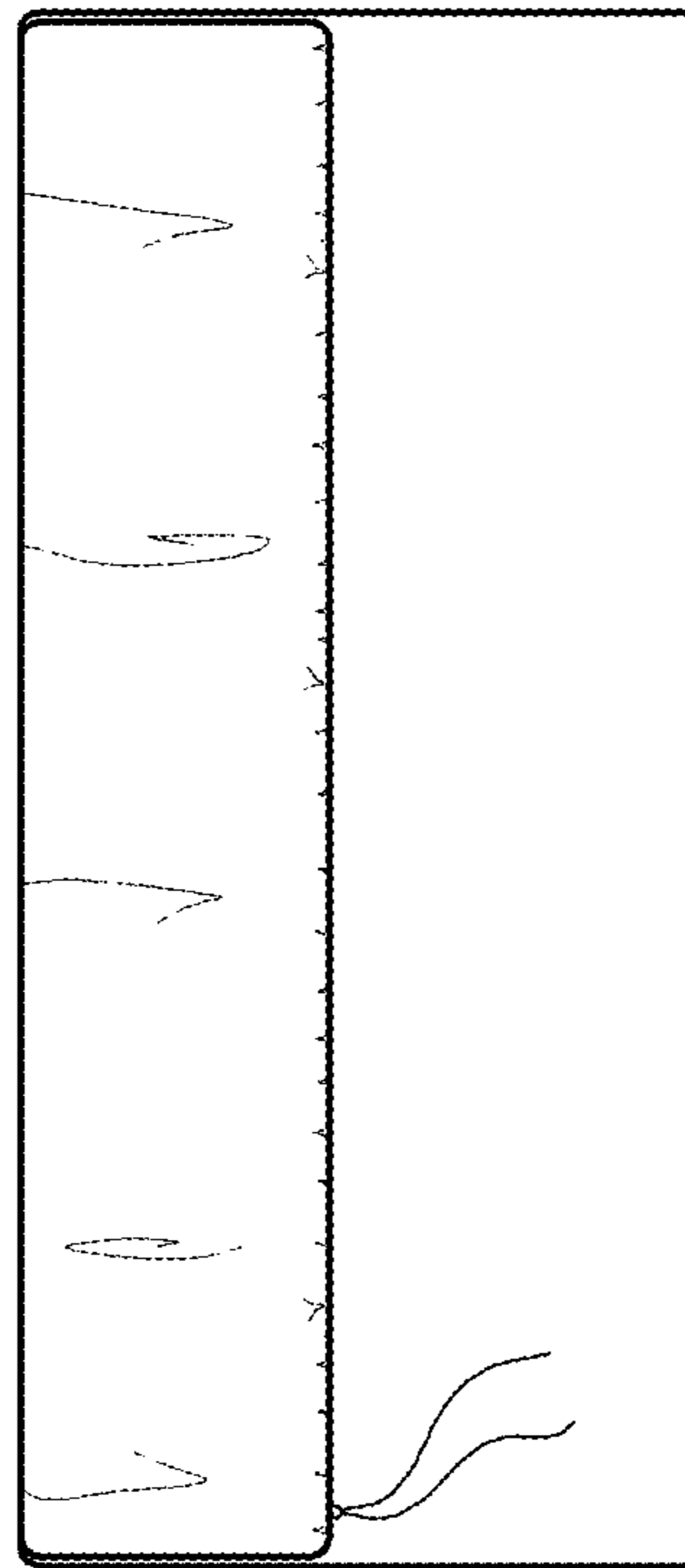


FIG. 5

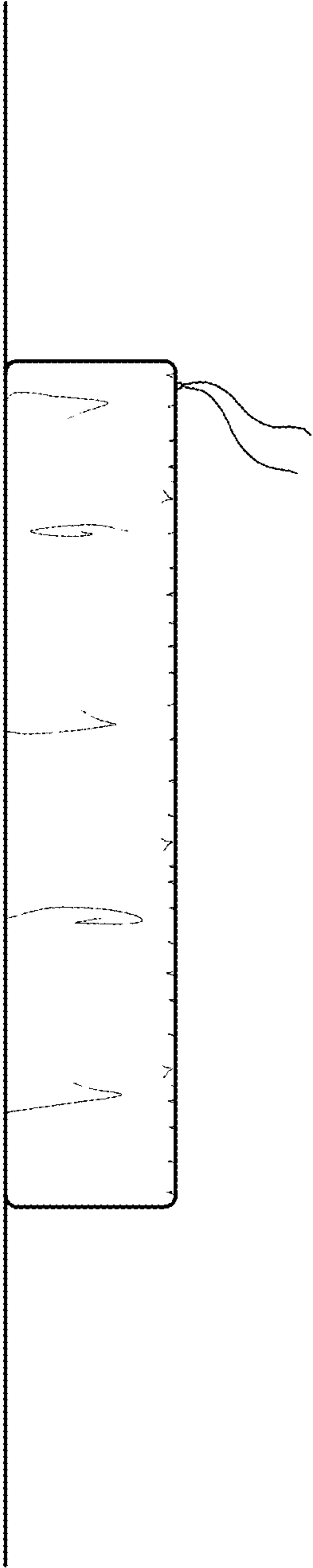


FIG. 6

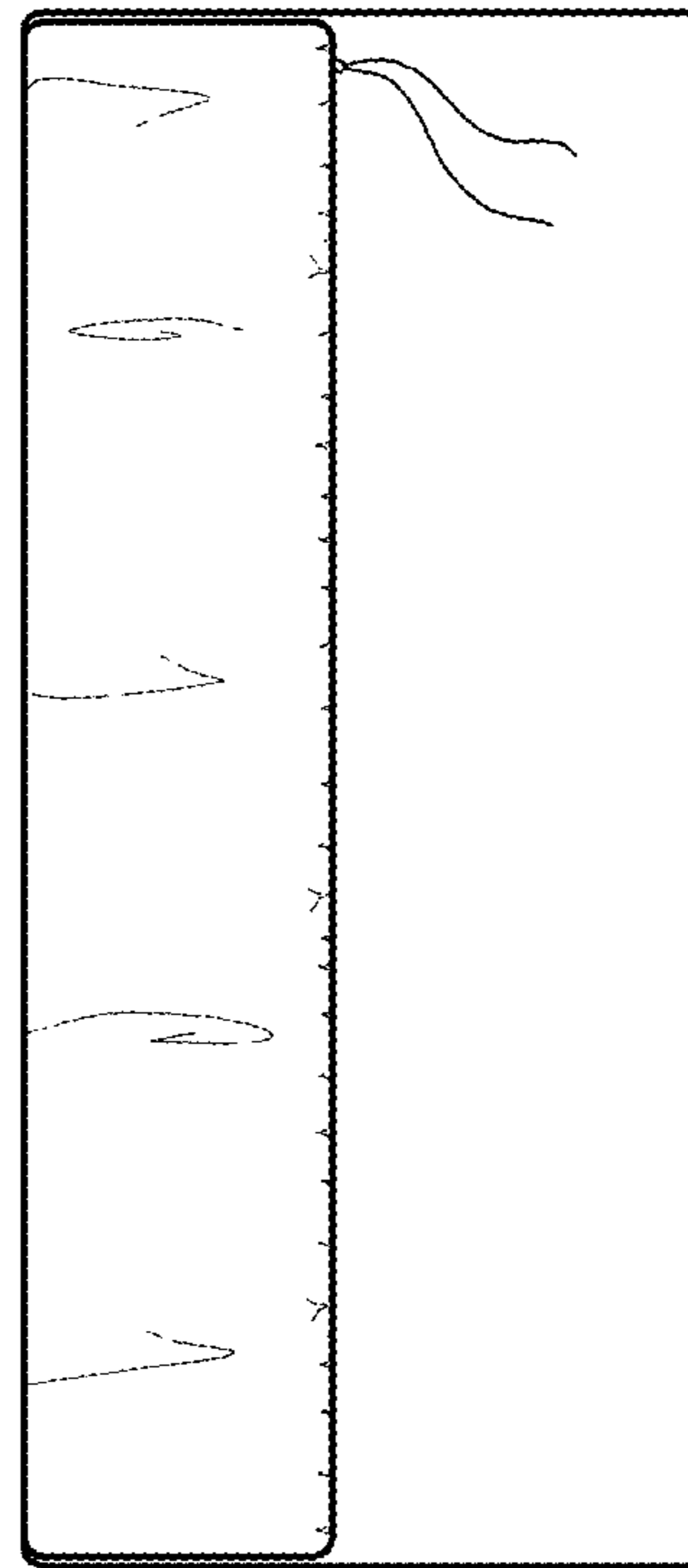


FIG. 7

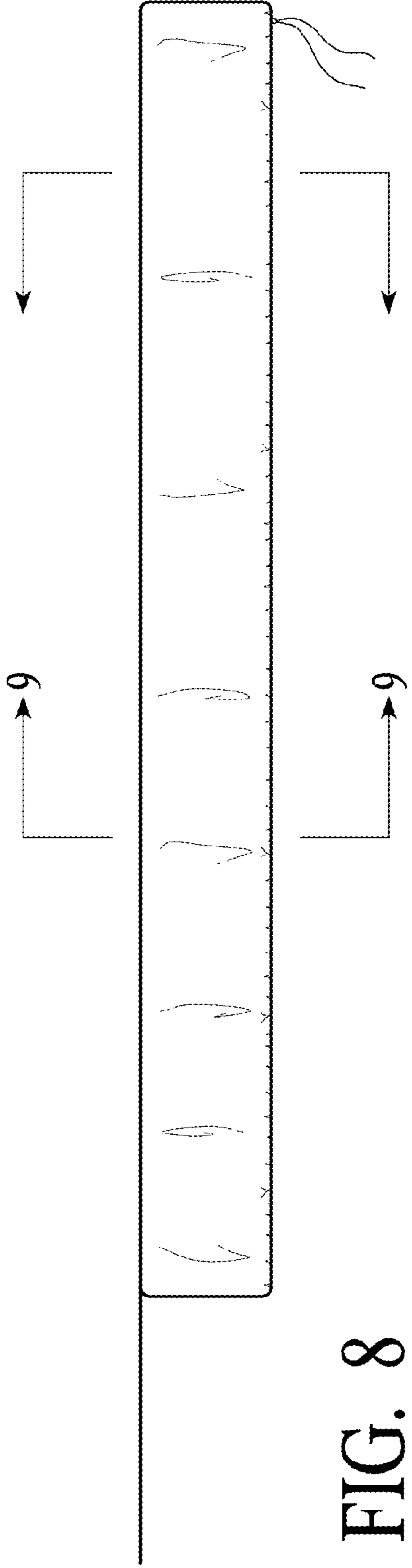


FIG. 8




FIG. 9

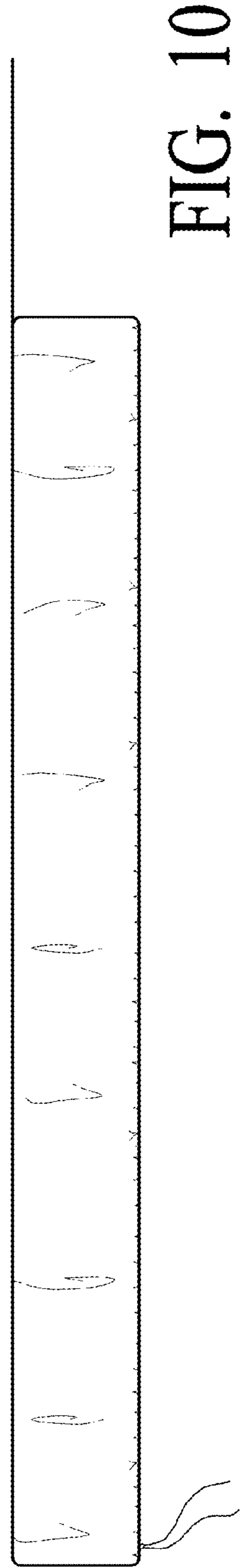


FIG. 10






FIG. 11




FIG. 12

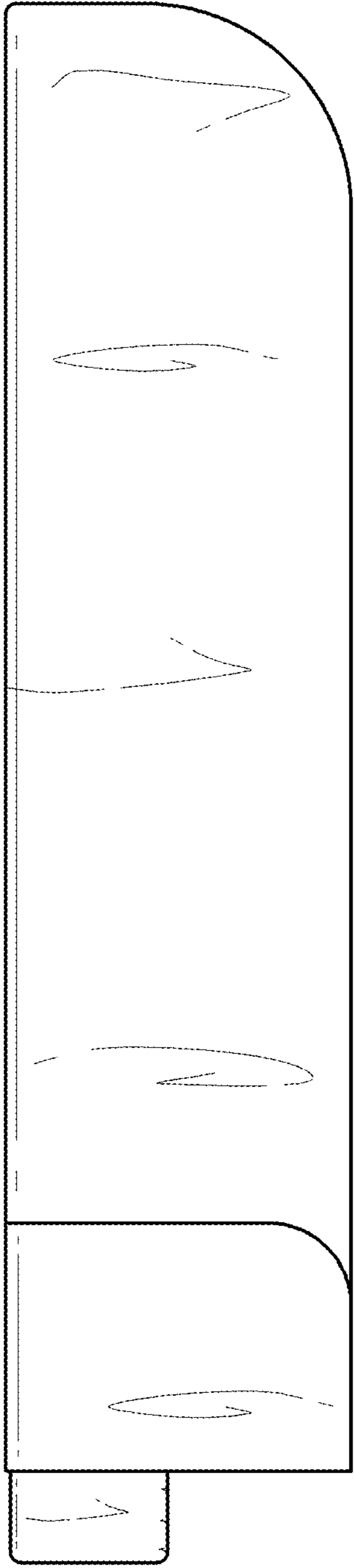


FIG. 13

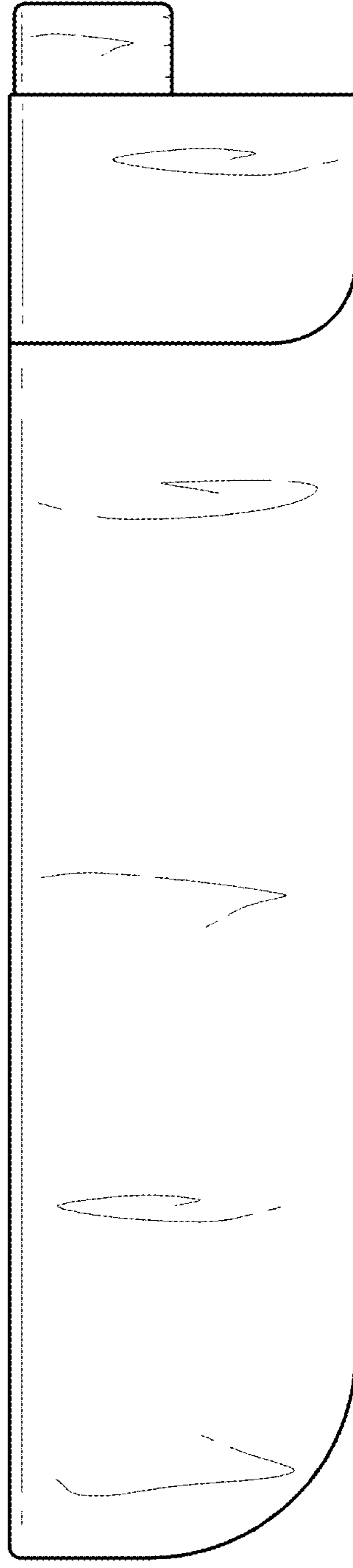


FIG. 14




FIG. 15

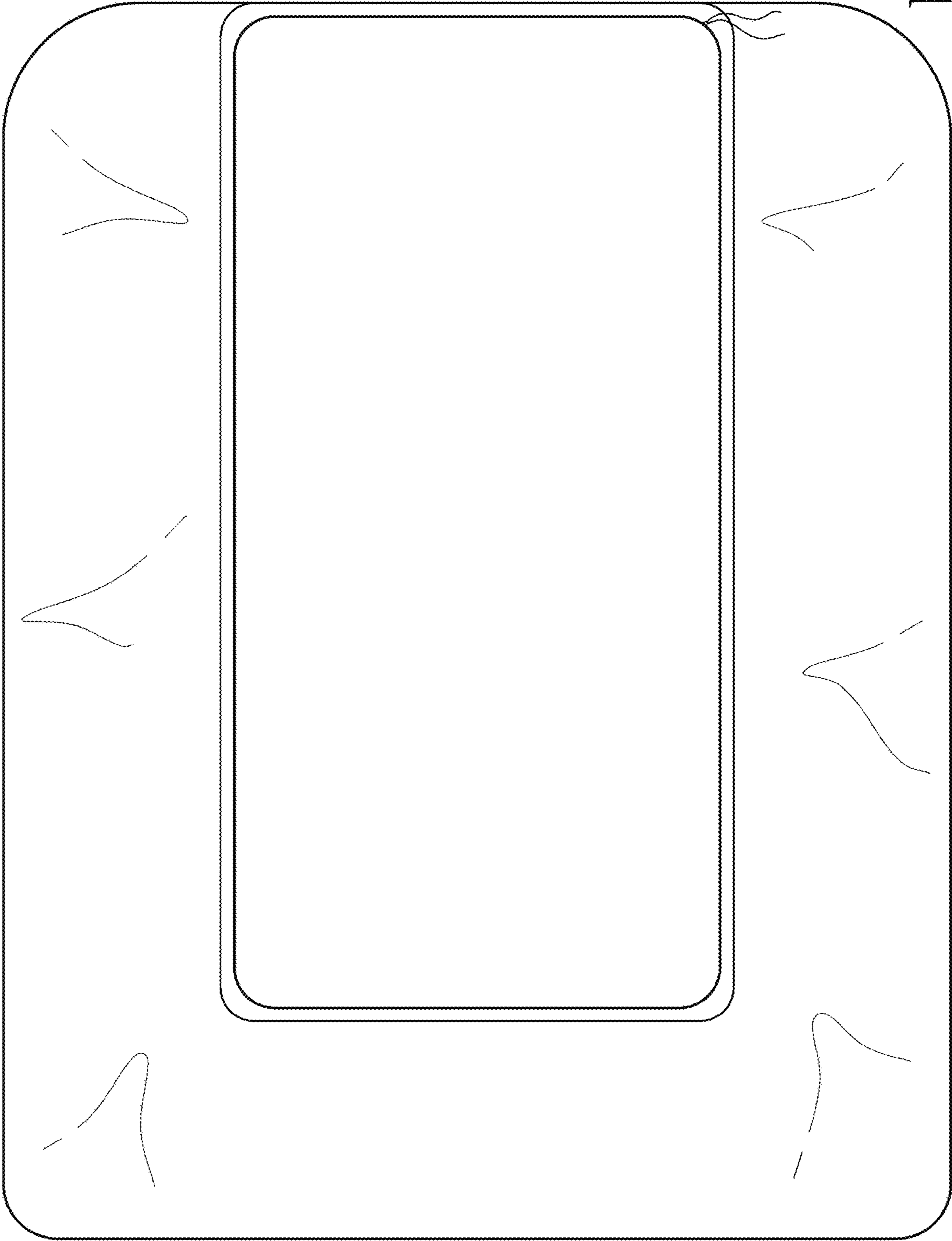


FIG. 16