



US00D929148S

(12) **United States Design Patent** (10) **Patent No.:** **US D929,148 S**
Snell (45) **Date of Patent:** **** Aug. 31, 2021**

(54) **HOLDER**
(71) Applicant: **InterDesign, Inc.**, Solon, OH (US)
(72) Inventor: **Russell Benton Snell**, Bentleyville, OH (US)
(73) Assignee: **InterDesign, Inc.**, Solon, OH (US)
(**) Term: **15 Years**

D412,803 S * 8/1999 Goodman D6/521
D525,812 S * 8/2006 Goodman D6/520
D540,083 S * 4/2007 Snell D6/523
D541,564 S * 5/2007 Snell D6/520
D618,021 S * 6/2010 Guindi D6/520
D787,852 S * 5/2017 Wall D6/524
D867,011 S * 11/2019 Snell D6/520
D885,784 S * 6/2020 Dittrich D6/521
D898,407 S * 10/2020 Ghiorghie D6/520
D902,621 S * 11/2020 Peng D6/520
D916,488 S * 4/2021 Peng D6/520

(21) Appl. No.: **29/770,738**

(22) Filed: **Feb. 16, 2021**

Related U.S. Application Data

(60) Continuation of application No. 29/733,291, filed on Apr. 30, 2020, now Pat. No. Des. 913,009, which is a division of application No. 29/643,819, filed on Apr. 12, 2018, now Pat. No. Des. 905,483, which is a continuation of application No. 29/553,877, filed on Feb. 5, 2016, now abandoned.

(51) **LOC (13) Cl.** **20-02**

(52) **U.S. Cl.**
USPC **D6/520**

(58) **Field of Classification Search**
USPC D6/515-523, 566, 552; D3/201, 304, D3/305, 306; 206/391; 211/13.1, 86.01, 211/87.01, 71.01, 181.1; 242/580, 590; 248/309.1; D34/1; D11/148; 220/489
CPC A47K 10/40; A47K 10/3836; A47K 10/22; A47K 10/38; A47K 2010/389; A47K 2010/3233; A47K 2010/3872
See application file for complete search history.

(56) **References Cited**

U.S. PATENT DOCUMENTS

D180,037 S * 4/1957 Singiser D3/316
D390,054 S * 2/1998 Goodman D6/521

OTHER PUBLICATIONS

Amazon.com, IDesign Classico Metal Toilet Tissue Roll Reserve Organizer for Bathroom, Mar. 19, 2015, <https://www.amazon.com/InterDesign-Classico-Free-Standing-Toilet-Holder/dp/B004CR59NU/> (Year: 2015).*

* cited by examiner

Primary Examiner — Nathan M Johnston
(74) *Attorney, Agent, or Firm* — Calfee, Halter & Griswold LLP

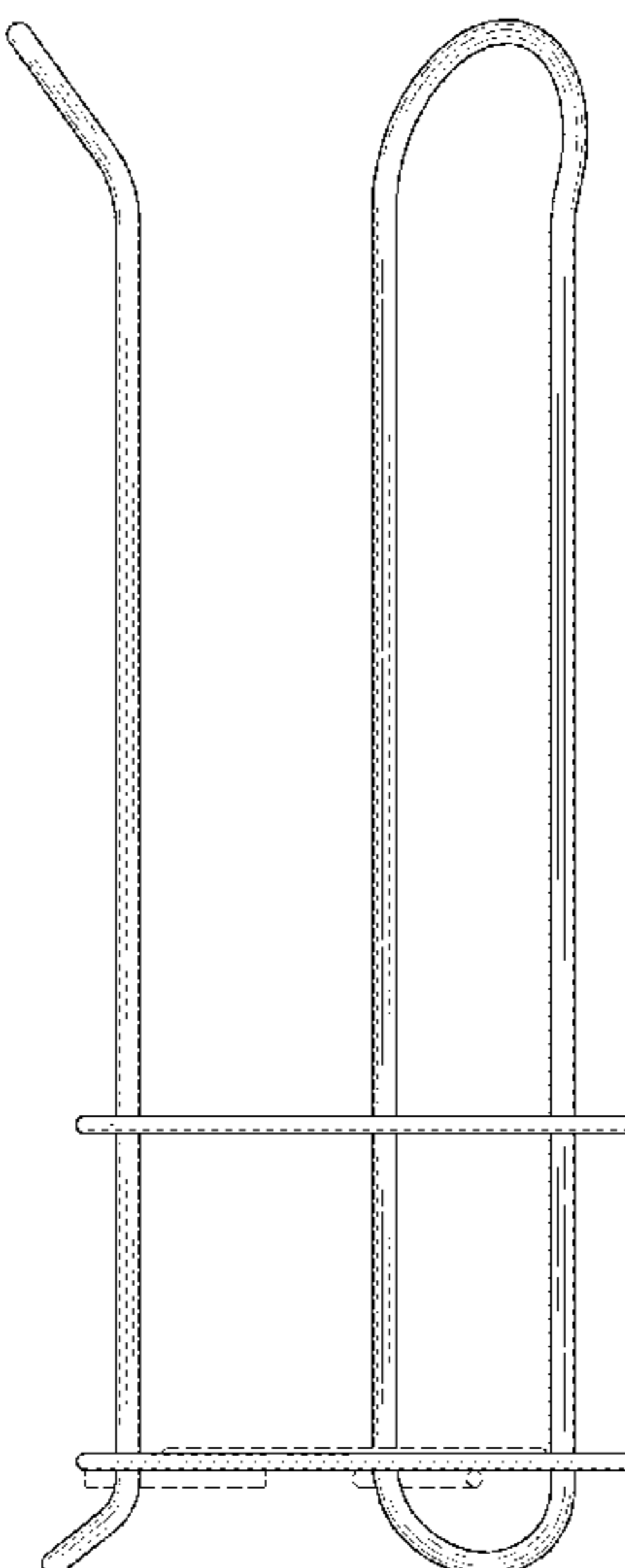
(57) **CLAIM**

I claim the ornamental design for a holder, as shown and described.

DESCRIPTION

FIG. 1 is a left side elevational view of a holder having 120-degree, three-way rotational symmetry; and, FIG. 2 is a top plan view thereof. The broken lines depict portions of the holder that form no part of the claimed design.

1 Claim, 2 Drawing Sheets



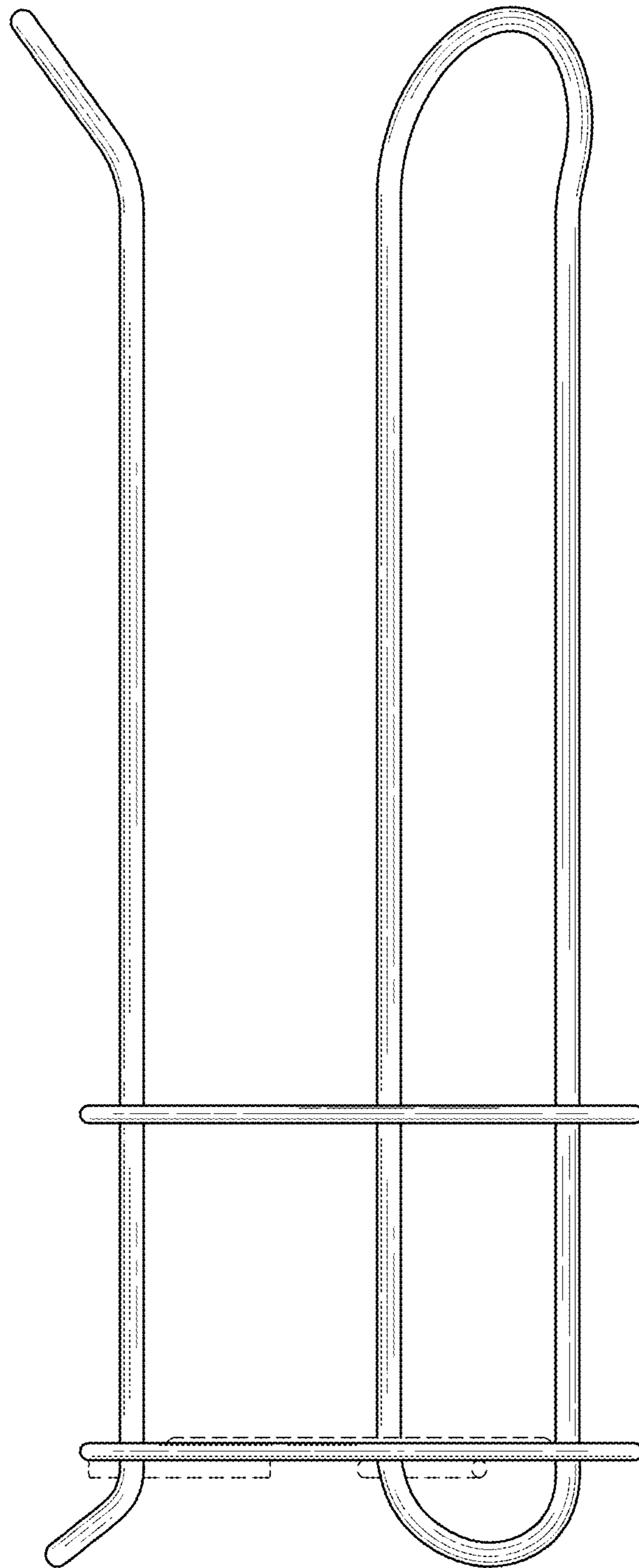


FIG. 1

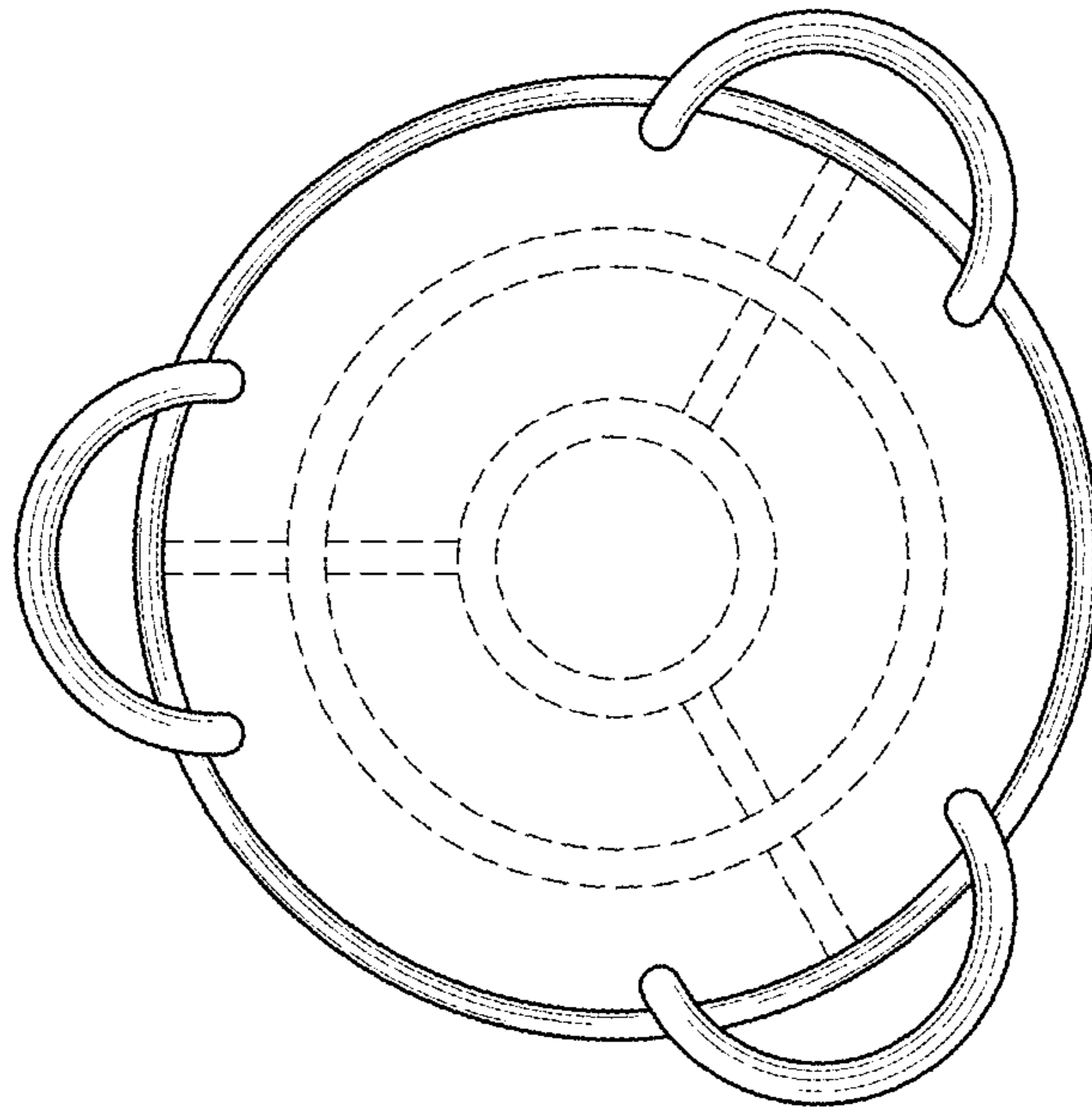


FIG. 2