



US00D929111S

(12) **United States Design Patent**  
**DeAlmeida**

(10) **Patent No.:** **US D929,111 S**

(45) **Date of Patent:** **\*\* Aug. 31, 2021**

(54) **SHOE**

(71) Applicant: **NIKE, Inc.**, Beaverton, OR (US)

(72) Inventor: **Matthew DeAlmeida**, Portland, OR (US)

(73) Assignee: **NIKE, Inc.**, Beaverton, OR (US)

(\*\*) Term: **15 Years**

(21) Appl. No.: **29/722,677**

(22) Filed: **Jan. 31, 2020**

(51) **LOC (13) Cl.** ..... **02-04**

(52) **U.S. Cl.**  
USPC ..... **D2/972**

(58) **Field of Classification Search**  
USPC ..... D2/896, 902, 906-908, 969, 972, 973  
CPC ... A43B 13/181; A43B 13/141; A43B 13/186;  
A43B 13/188; A43B 1/04; A43B 23/00  
See application file for complete search history.

(56) **References Cited**

U.S. PATENT DOCUMENTS

D487,336 S	*	3/2004	Matis	.....	D2/969
D574,587 S		8/2008	McDowell		
D668,858 S		10/2012	Shaffer		
D693,109 S		11/2013	Taylor		
D701,037 S	*	3/2014	Ho	.....	D2/972
D703,932 S		5/2014	Avar et al.		
D772,553 S	*	11/2016	Williams, Jr.	.....	D2/972
D778,569 S	*	2/2017	Chang	.....	D2/969
D779,184 S	*	2/2017	Avar	.....	D2/969
D782,803 S		4/2017	Kanata		
D785,920 S		5/2017	Lee		
D795,559 S	*	8/2017	Jury	.....	D2/972
D795,563 S		8/2017	Durand		
D798,571 S		10/2017	Cochrane		
D801,672 S	*	11/2017	Small	.....	D2/972
D814,759 S		4/2018	Kirschner		
D849,372 S		5/2019	Ortega		

D851,890 S		6/2019	de Montgolfier et al.		
D867,742 S		11/2019	de Montgolfier		
D892,484 S	*	8/2020	Lee	.....	D2/972
D892,485 S	*	8/2020	Lee	.....	D2/972
D900,461 S	*	11/2020	McMillan	.....	D2/972

FOREIGN PATENT DOCUMENTS

CN	304133925 S	5/2015
CN	304021316 S	2/2017
CN	304202000 S	7/2017
CN	304272551 S	9/2017
CN	304361143 S	11/2017
CN	304713238 S	7/2018
CN	304713248 S	7/2018
CN	304728437 S	7/2018
CN	305488317 S	12/2019

\* cited by examiner

*Primary Examiner* — Cynthia Ramirez

*Assistant Examiner* — Laura H Yu

(74) *Attorney, Agent, or Firm* — Banner & Witcoff, Ltd.

(57) **CLAIM**

The ornamental design for a shoe, as shown and described.

**DESCRIPTION**

FIG. 1 is a front perspective view of a shoe showing my new design;

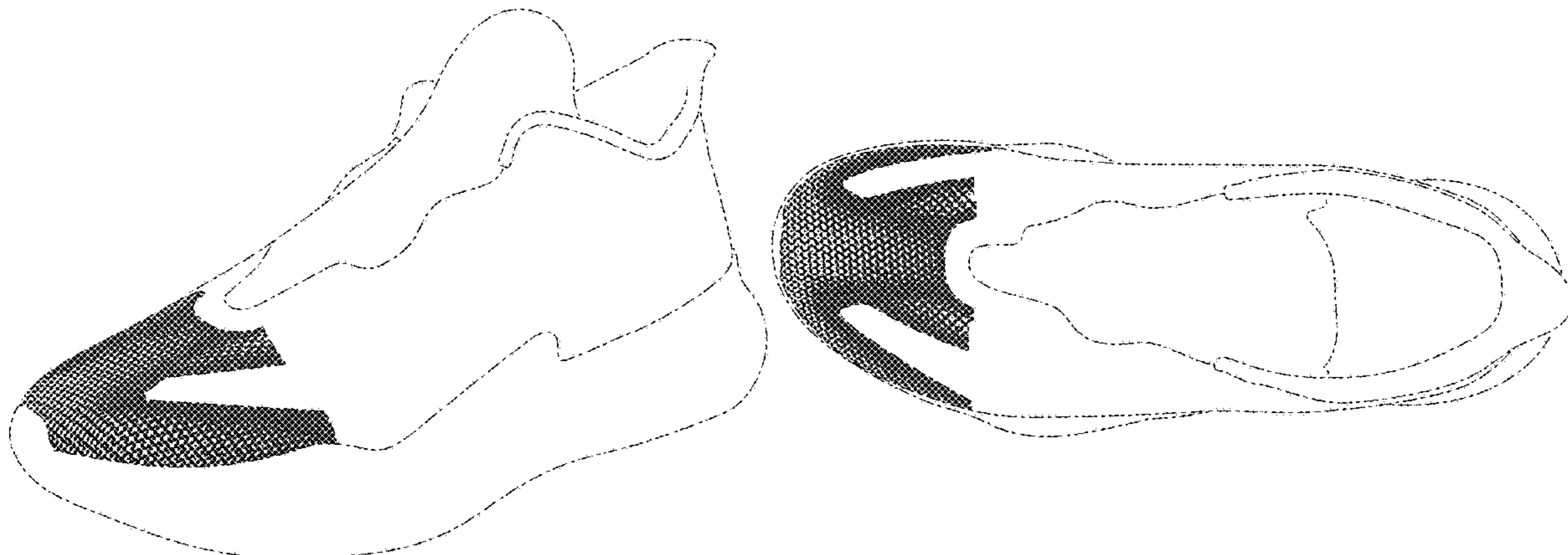
FIG. 2 is a side view thereof;

FIG. 3 is an opposite side view thereof; and,

FIG. 4 is a top view thereof.

The broken lines immediately adjacent to and surrounding the photographic area define the peripheral bounds of the claimed design and form no part thereof. The broken lines depicting the remainder of the shoe form no part of the claimed design.

**1 Claim, 4 Drawing Sheets**



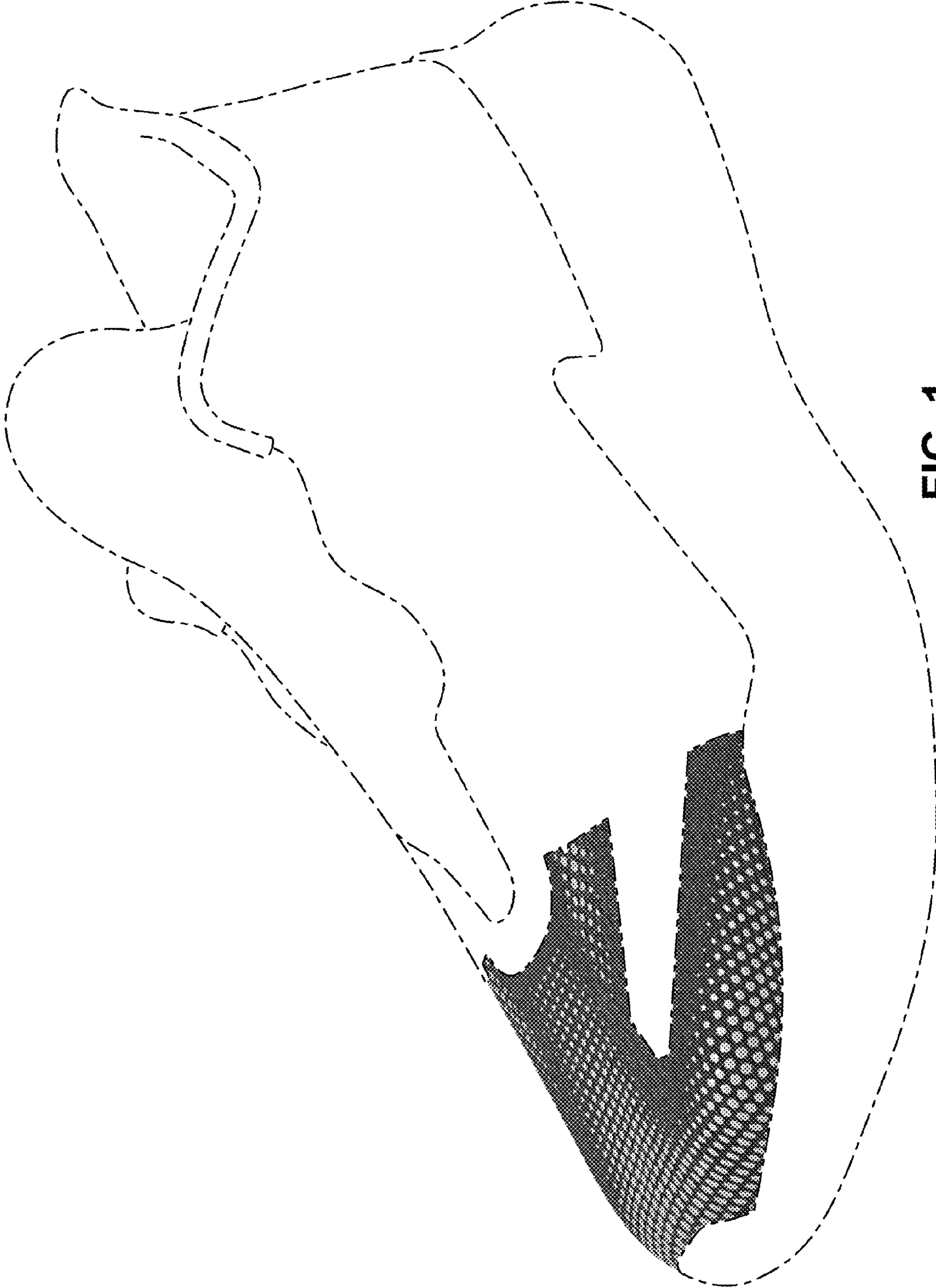


FIG. 1

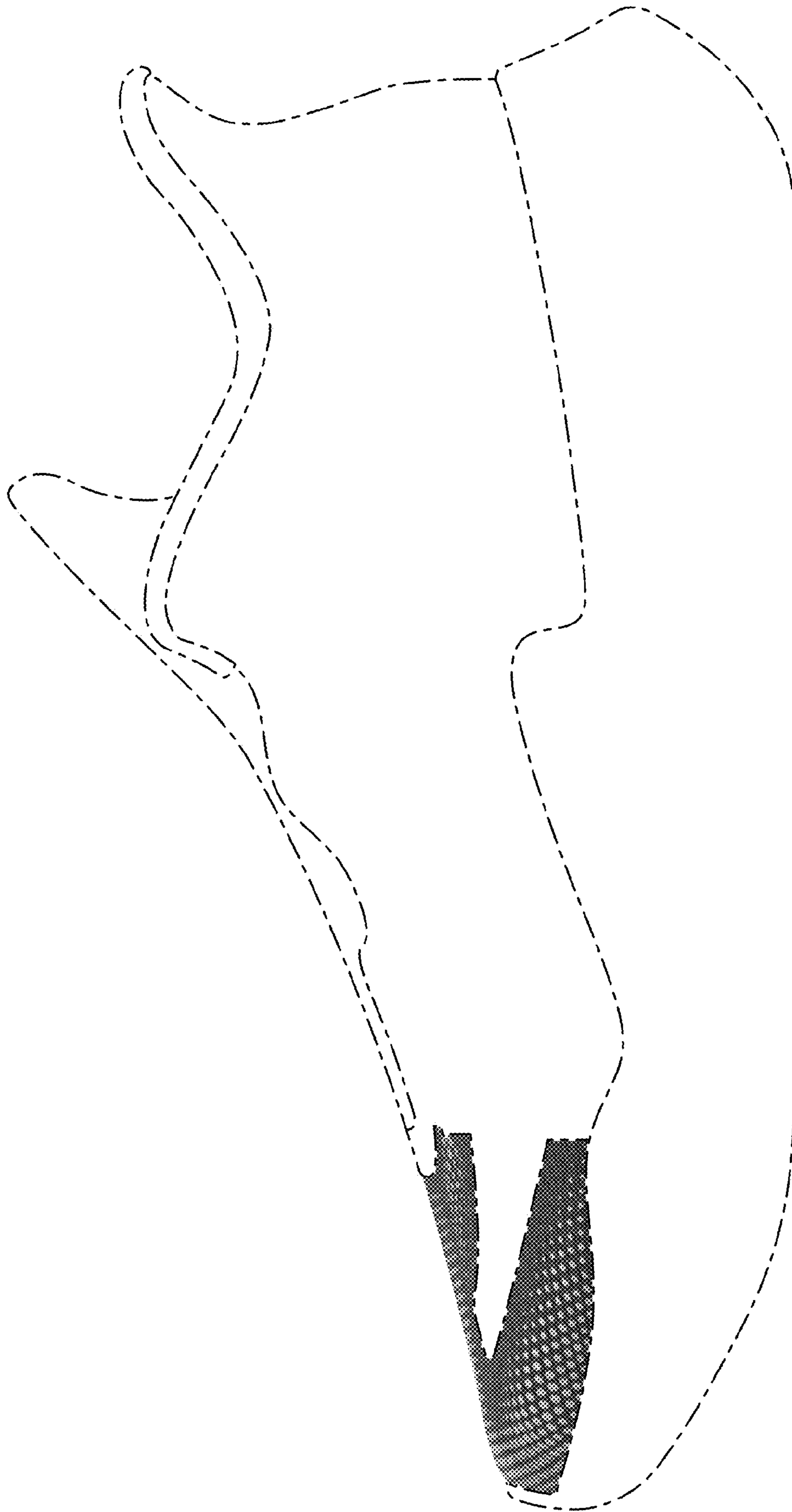


FIG. 2

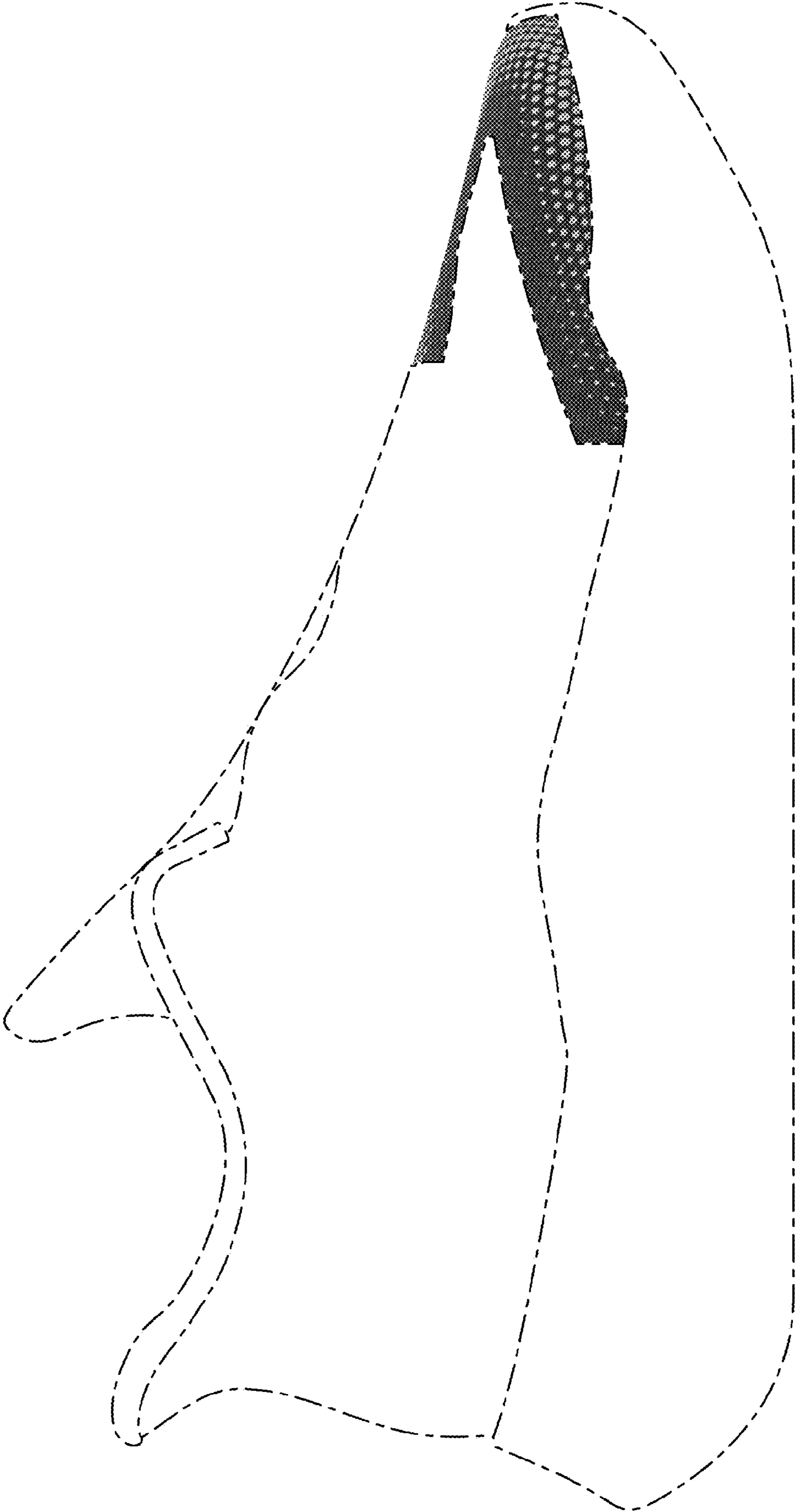


FIG. 3

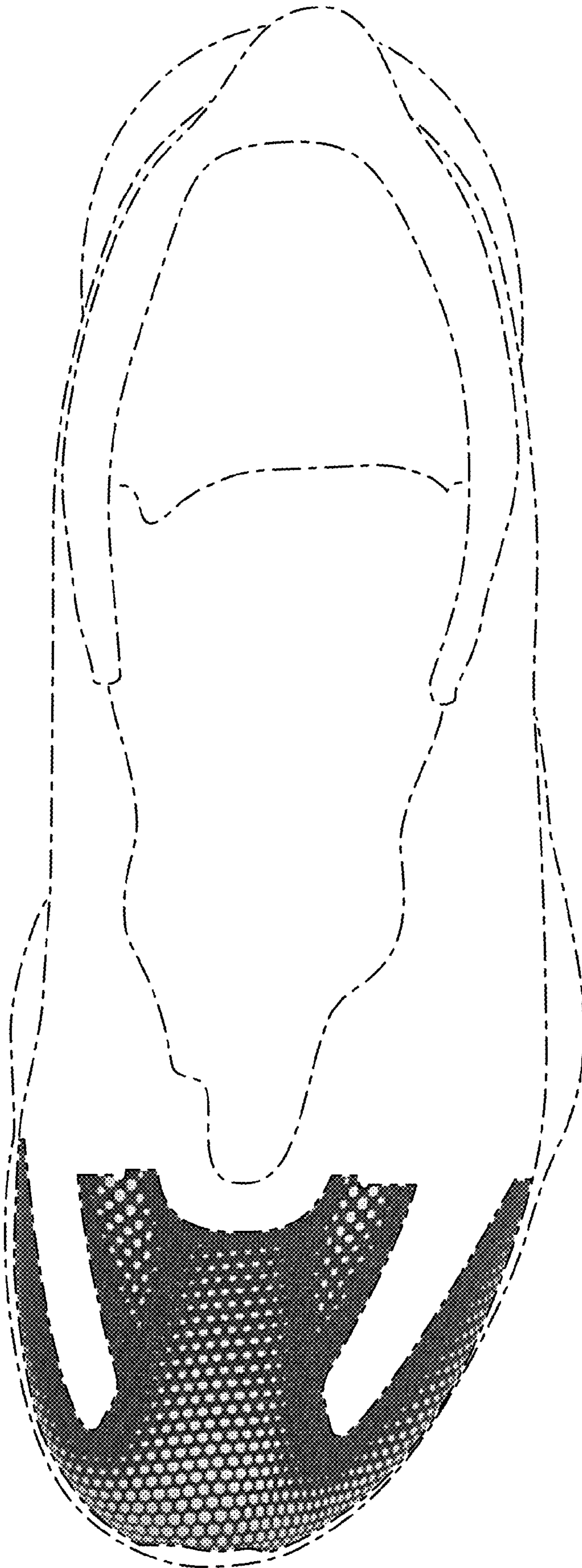


FIG. 4