



US00D929070S

(12) **United States Design Patent**  
**Cohen**

(10) **Patent No.:** **US D929,070 S**

(45) **Date of Patent:** **\*\* Aug. 24, 2021**

(54) **UPPER DECK FOR NESTABLE PALLET**

(71) Applicant: **CleanPal Holdco, LP**, Atlanta, GA  
(US)

(72) Inventor: **Amihay Cohen**, Migdal Ha'Emek (IL)

(73) Assignee: **CLEANPAL ISRAEL LTD.**, Ramat  
Hasharon (IL)

(\*\*) Term: **15 Years**

(21) Appl. No.: **29/693,862**

(22) Filed: **Jun. 5, 2019**

(51) **LOC (13) Cl.** ..... **09-08**

(52) **U.S. Cl.**  
USPC ..... **D34/38**

(58) **Field of Classification Search**  
USPC ..... D3/272; D9/456; D34/38  
CPC ..... B65D 19/0004; B65D 19/40;  
B65D 19/0018; B65D 19/0038; B65D  
19/0012; B65D 19/0095; B65D 19/38;  
B65D 19/06; B65D 19/02; B65D 19/12  
See application file for complete search history.

(56) **References Cited**

**U.S. PATENT DOCUMENTS**

D443,969 S *	6/2001	Apps	.....	D34/38
6,283,044 B1 *	9/2001	Apps	.....	B29C 66/54
				108/57.25
D458,000 S *	5/2002	Medoff	.....	D34/38
D464,186 S *	10/2002	Medoff	.....	D34/38
D472,360 S *	3/2003	Medoff	.....	D34/38
D661,453 S *	6/2012	Kelly	.....	D34/38
D685,564 S *	7/2013	Haglund	.....	D34/38
D704,915 S *	5/2014	Reyhan	.....	D34/38
D708,811 S *	7/2014	Kelly	.....	D34/38
D798,024 S *	9/2017	Poran	.....	D34/38
D816,287 S *	4/2018	Hunt, III	.....	D34/38

D822,308 S *	7/2018	Hunt, III	.....	D34/38
D878,703 S *	3/2020	Valdes Abramo	.....	D34/34
2003/0061974 A1 *	4/2003	Smyers	.....	B65D 19/0012
				108/56.1
2004/0134391 A1 *	7/2004	Sugihara	.....	B65D 19/0012
				108/57.25
2005/0145144 A1 *	7/2005	Gab	.....	B65D 19/38
				108/55.3
2011/0126741 A1 *	6/2011	Sosa Bravo	.....	B65D 19/0038
				108/57.25
2015/0068436 A1 *	3/2015	Zelek	.....	B65D 21/0233
				108/53.3
2020/0231333 A1 *	7/2020	Holm	.....	B65D 21/0233

\* cited by examiner

*Primary Examiner* — Cynthia Ramirez

(74) *Attorney, Agent, or Firm* — Mark M. Friedman

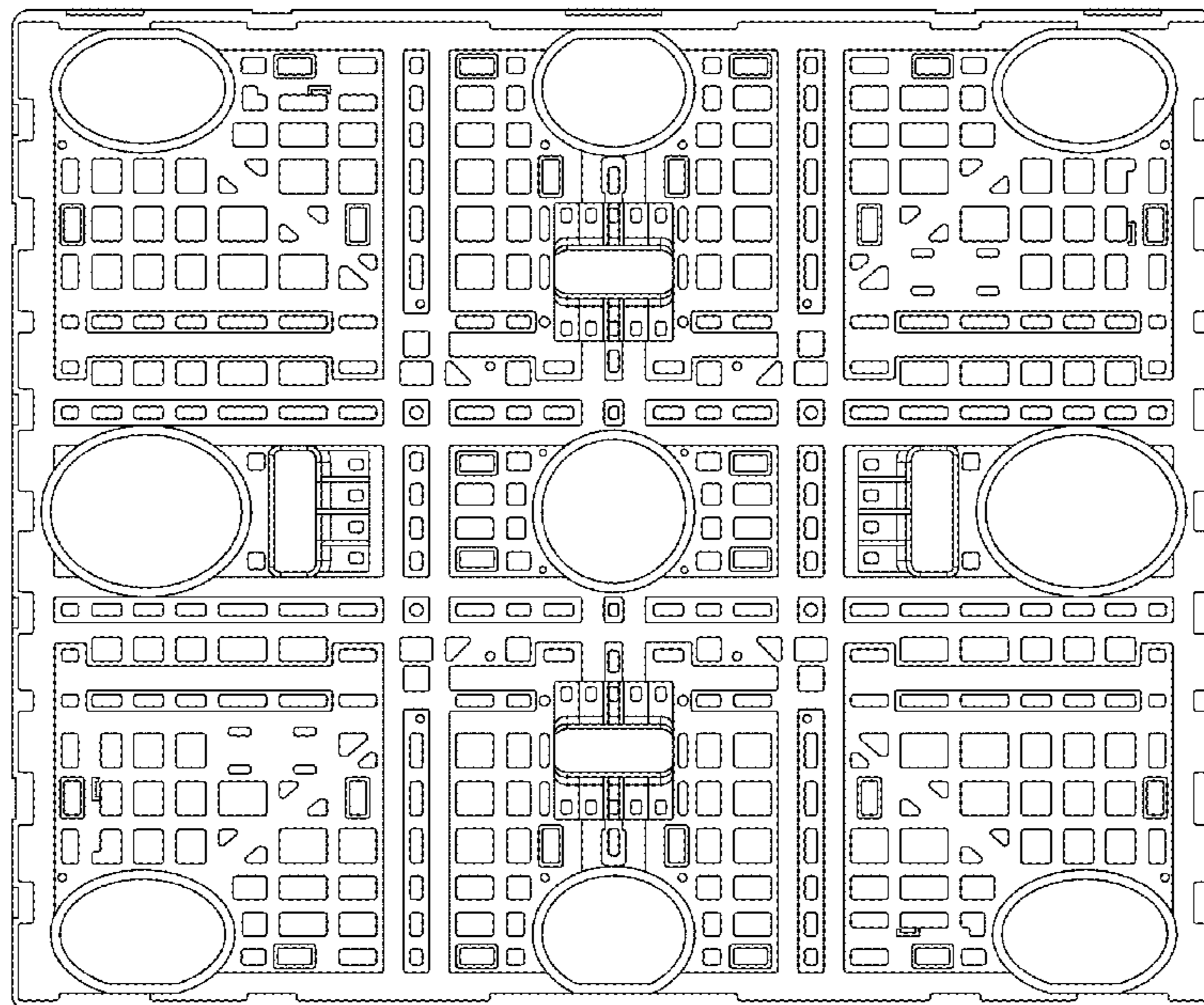
(57) **CLAIM**

The ornamental design for an upper deck for nestable pallet, as shown and described.

**DESCRIPTION**

FIG. 1 is a top view of an upper deck for nestable pallet showing my new design;  
 FIG. 2 is a front view thereof, the rear being a mirror image;  
 FIG. 3 is a left side view thereof, the right side being a mirror image;  
 FIG. 4 is a bottom view thereof;  
 FIG. 5 is a top front left perspective view thereof;  
 FIG. 6 is a top view of a second embodiment thereof;  
 FIG. 7 is a front view of a FIG. 6, the rear view being a mirror image thereof;  
 FIG. 8 is a left side view of a FIG. 6, the right side being a mirror image thereof;  
 FIG. 9 is a bottom view of a FIG. 6; and,  
 FIG. 10 is a top front left perspective view of a FIG. 6.

**1 Claim, 10 Drawing Sheets**



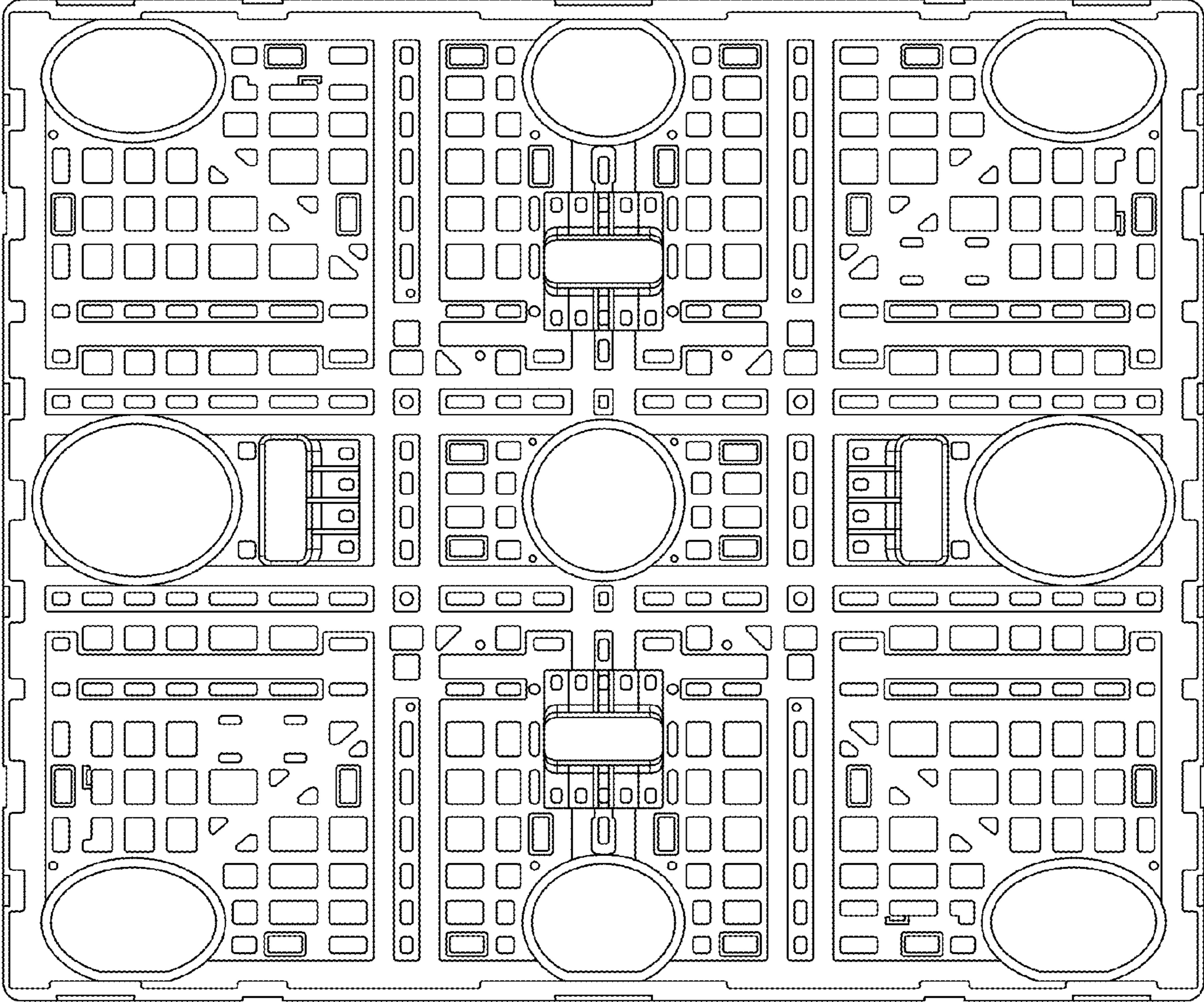


FIG. 1




FIG. 2



FIG. 3

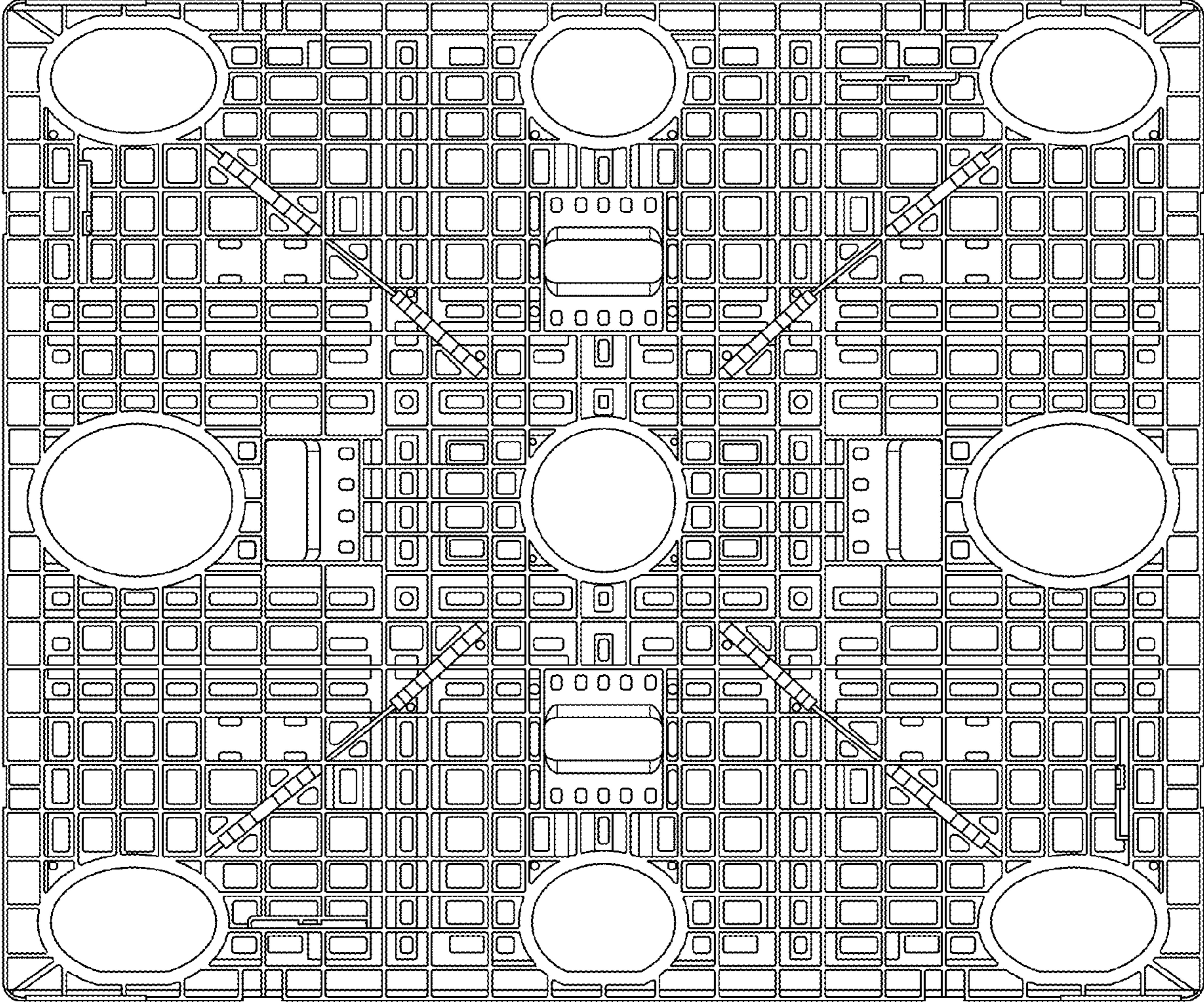


FIG. 4

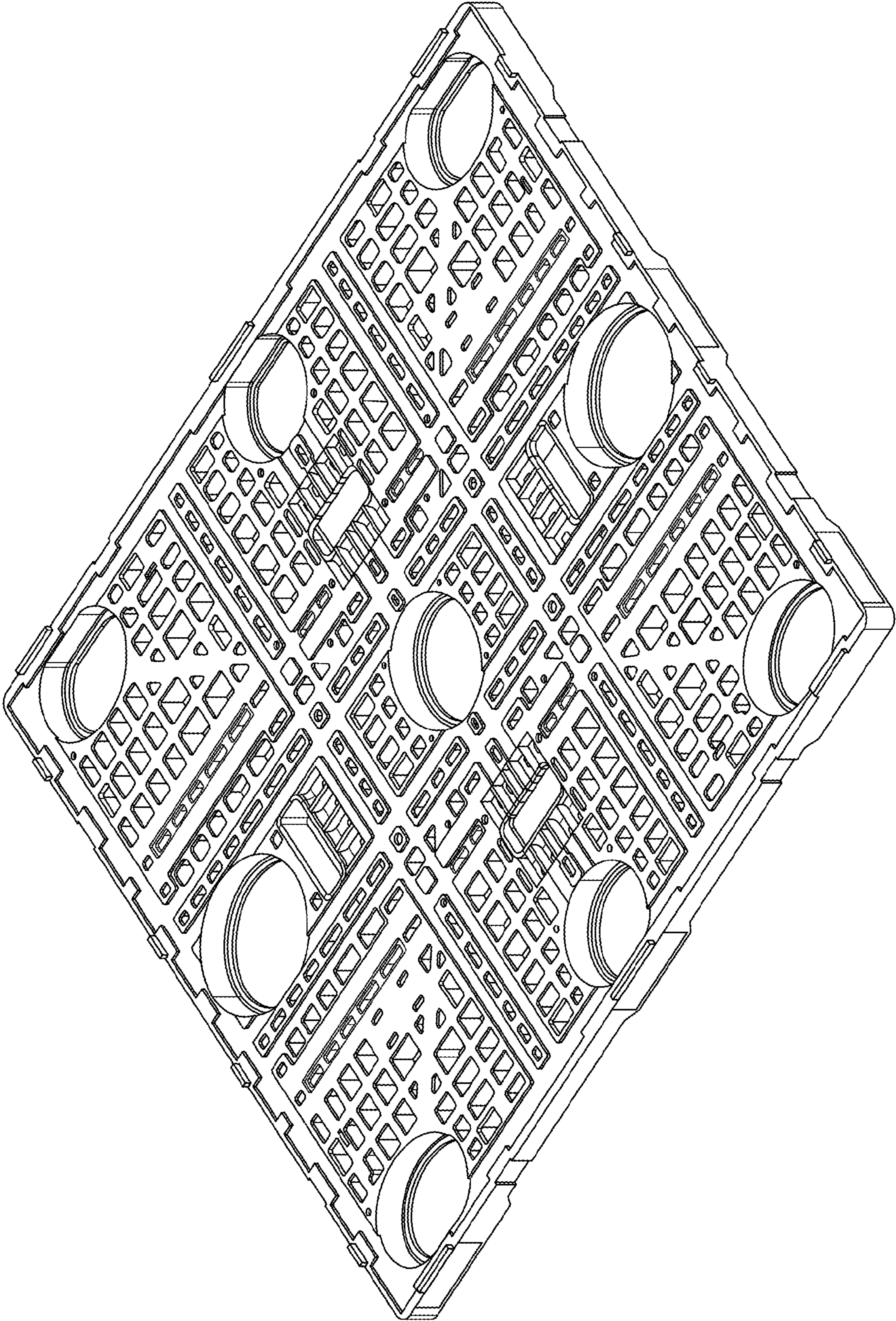


FIG. 5

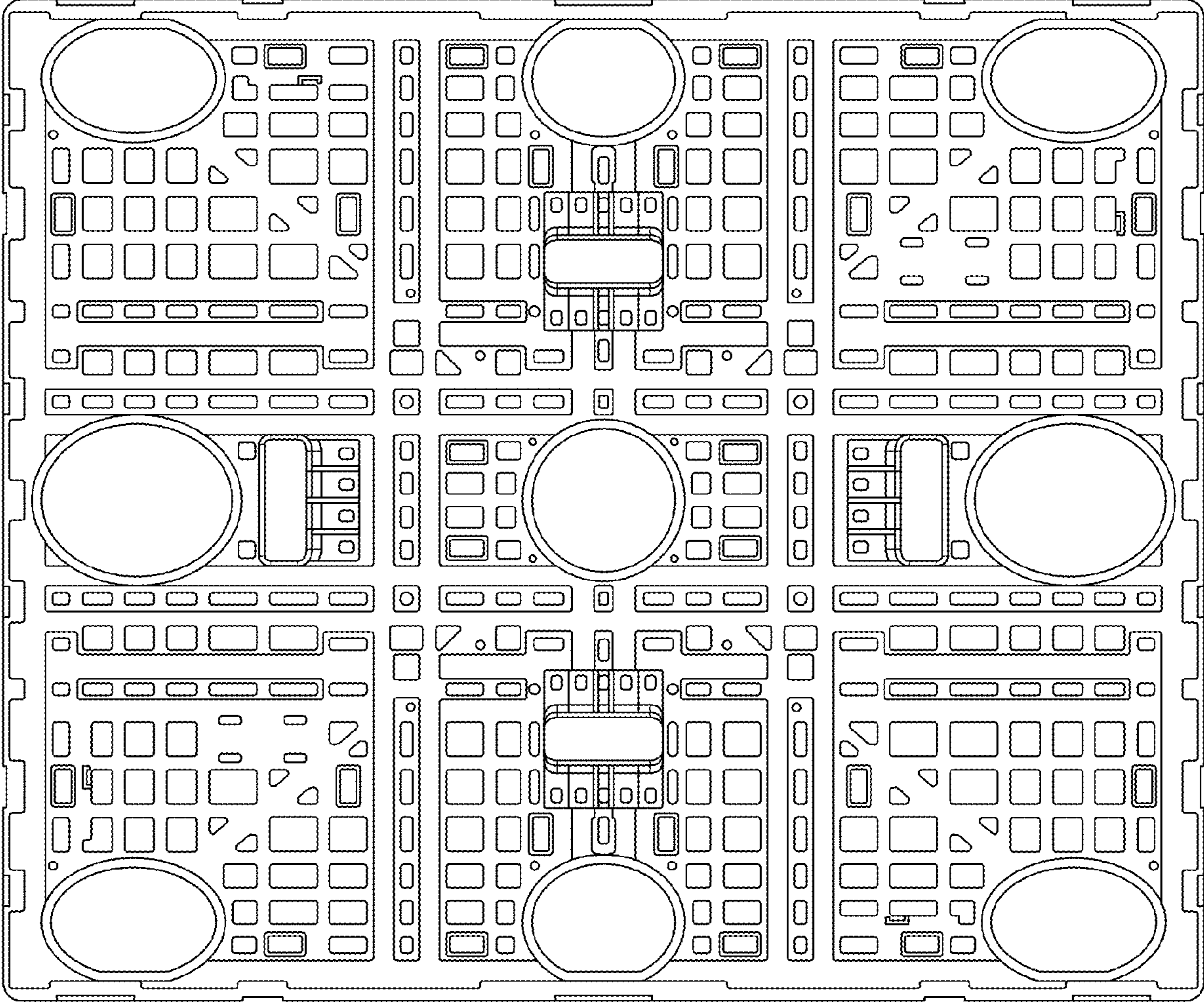


FIG. 6



FIG. 7





FIG. 8




FIG. 9

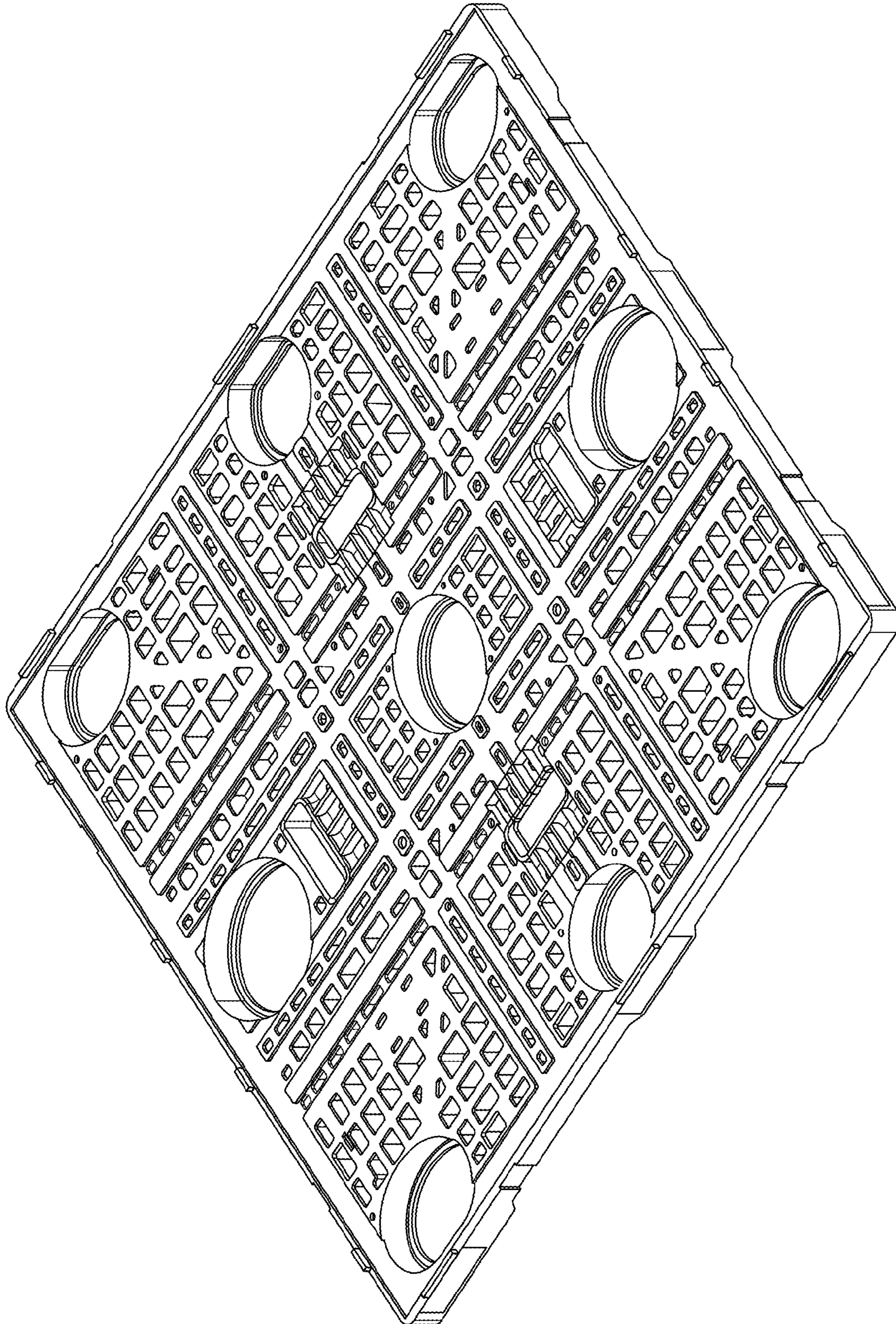


FIG. 10