



US00D929058S

(12) **United States Design Patent** (10) **Patent No.:** **US D929,058 S**
Santa Cruz (45) **Date of Patent:** **** Aug. 24, 2021**

(54) **SCOURING SPONGE** D685,551 S * 7/2013 Myers D32/40
D693,971 S * 11/2013 Daugherty D30/158
(71) Applicant: **3M INNOVATIVE PROPERTIES** D733,379 S * 6/2015 Chitayat D32/40
COMPANY, St. Paul, MN (US) D825,199 S * 8/2018 Stephani D5/59
D846,217 S * 4/2019 Gavney, Jr. D32/40
(72) Inventor: **Windy A. Santa Cruz**, Minneapolis, D851,344 S 6/2019 Carlson
MN (US) D864,507 S 10/2019 Stoughton
D866,105 S * 11/2019 Carlson D32/40
D866,891 S 11/2019 Carlson
(73) Assignee: **3M INNOVATIVE PROPERTIES** D866,892 S 11/2019 Hunt
COMPANY, St. Paul, MN (US) D907,981 S * 1/2021 Sodergard D8/90
D912,353 S * 3/2021 Bender D32/40

(**) Term: **15 Years**

FOREIGN PATENT DOCUMENTS

(21) Appl. No.: **29/718,883** EM 001450928 7/2016

(22) Filed: **Dec. 30, 2019**

OTHER PUBLICATIONS

(51) **LOC (13) Cl.** **07-05**
(52) **U.S. Cl.**
USPC **D32/40**
(58) **Field of Classification Search**
USPC D32/40-43, 46-49; D7/678; D8/90
CPC ... B62D 25/08; B60S 1/04; A47L 1/06; A47L
1/02
See application file for complete search history.

Amazon.com: Scotch-Brite Scrub Dots Non-Scratch Scrub Sponge, reviews 2018, <https://www.amazon.com/Scotch-Brite-Non-Scratch-Sponge-3-Sponges-Sponges/dp/B071...> site visited Apr. 24, 2021.*

* cited by examiner

Primary Examiner — John R Yeh
(74) *Attorney, Agent, or Firm* — Vincent Pham

(56) **References Cited**

(57) **CLAIM**

U.S. PATENT DOCUMENTS

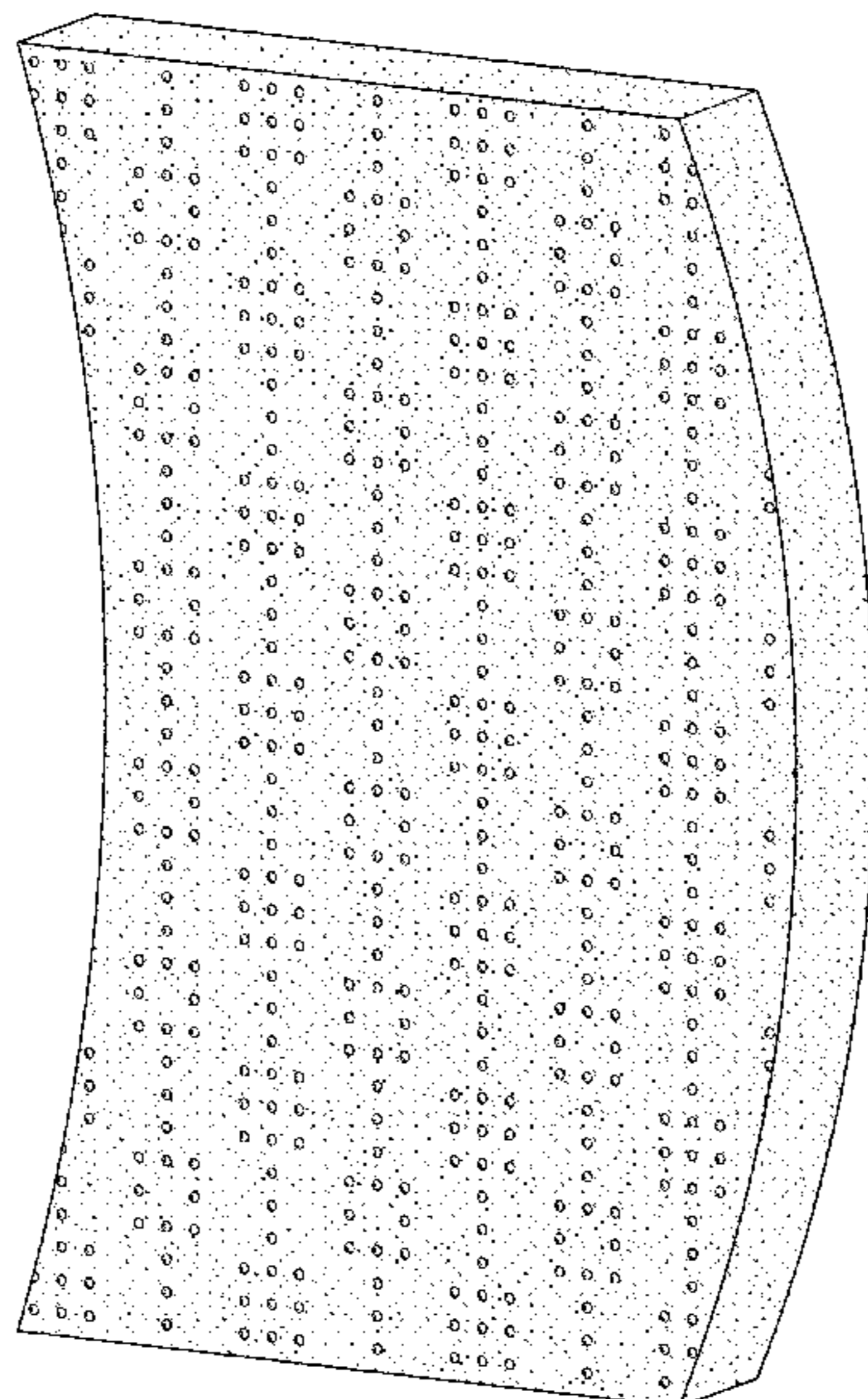
The ornamental design for a scouring sponge, as shown and described.

- D307,497 S * 4/1990 Giallourakis D32/40
- D392,433 S * 3/1998 Norris D32/40
- D406,681 S * 3/1999 Kelly D32/40
- D429,861 S * 8/2000 Denney D32/40
- D433,550 S * 11/2000 Collier D32/47
- D506,299 S * 6/2005 Chumley D28/63
- D514,763 S * 2/2006 Lyall, III D32/46
- D553,316 S * 10/2007 Poizeau D32/40
- D556,966 S * 12/2007 Herbrand D32/40
- D572,020 S * 7/2008 Braunschweig D5/57
- D581,116 S * 11/2008 Blom D32/40
- D582,684 S * 12/2008 Braunschweig D5/57
- D587,416 S * 2/2009 Ashe D32/40
- D604,469 S * 11/2009 Rolstad D32/40
- D659,327 S * 5/2012 Davis D32/43

DESCRIPTION

FIG. 1 is a perspective view of showing the new design for a scouring sponge.
FIG. 2 is a top plan view thereof;
FIG. 3 is a bottom plan view thereof;
FIG. 4 is a left side view thereof,
FIG. 5 is a right side view thereof;
FIG. 6 is a front elevation view thereof; and,
FIG. 7 is a back elevation view thereof.

1 Claim, 4 Drawing Sheets



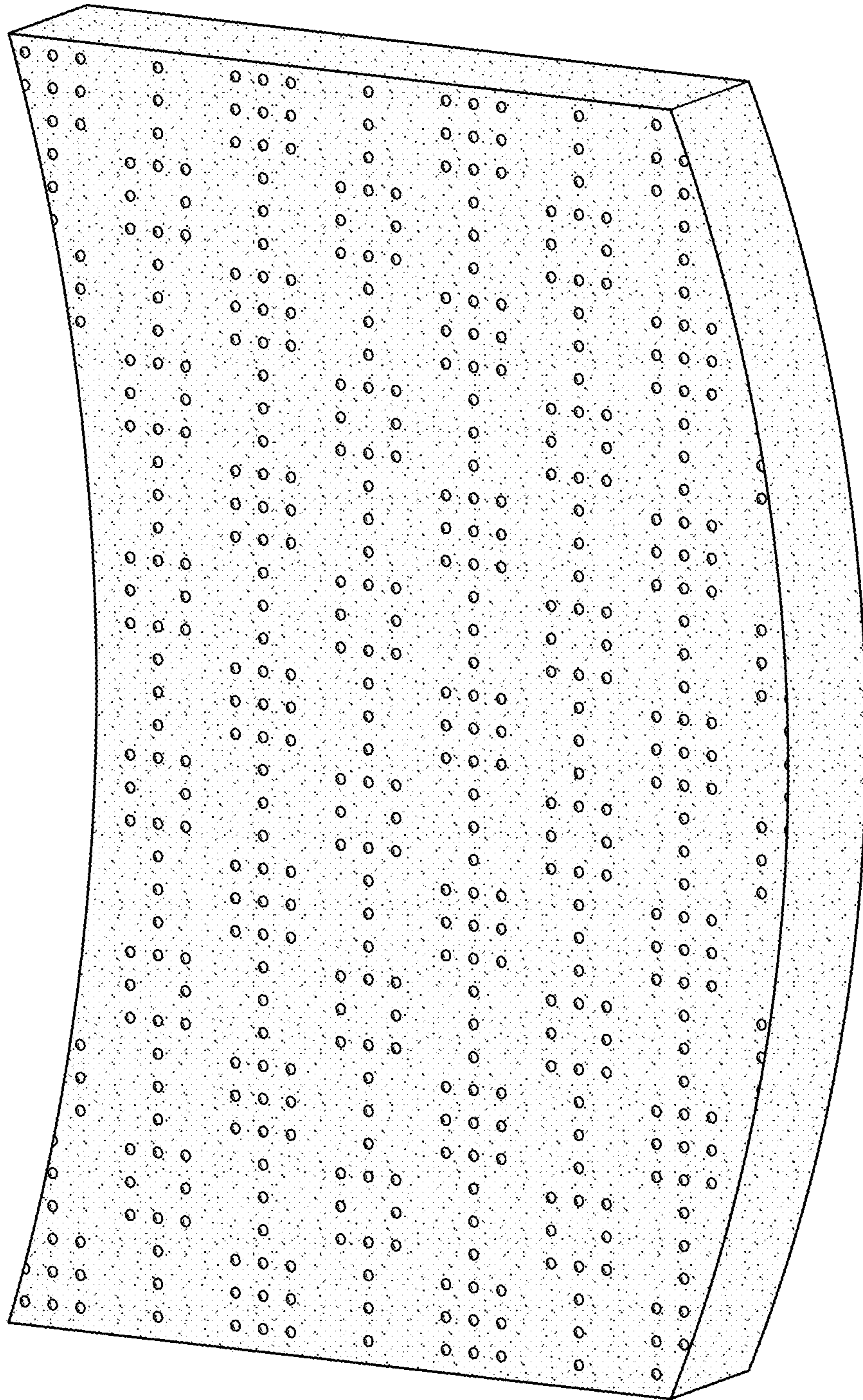


FIG. 1

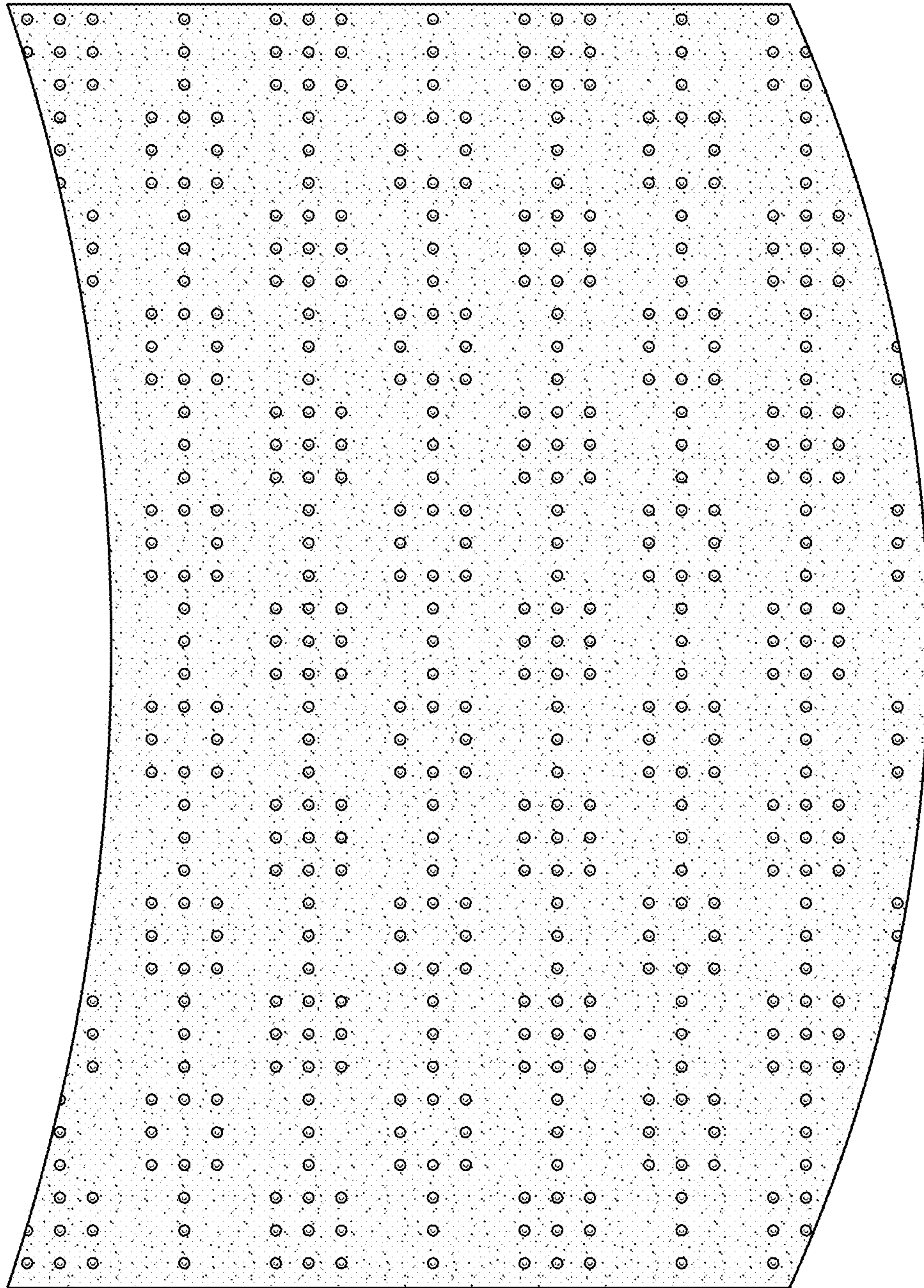


FIG. 2

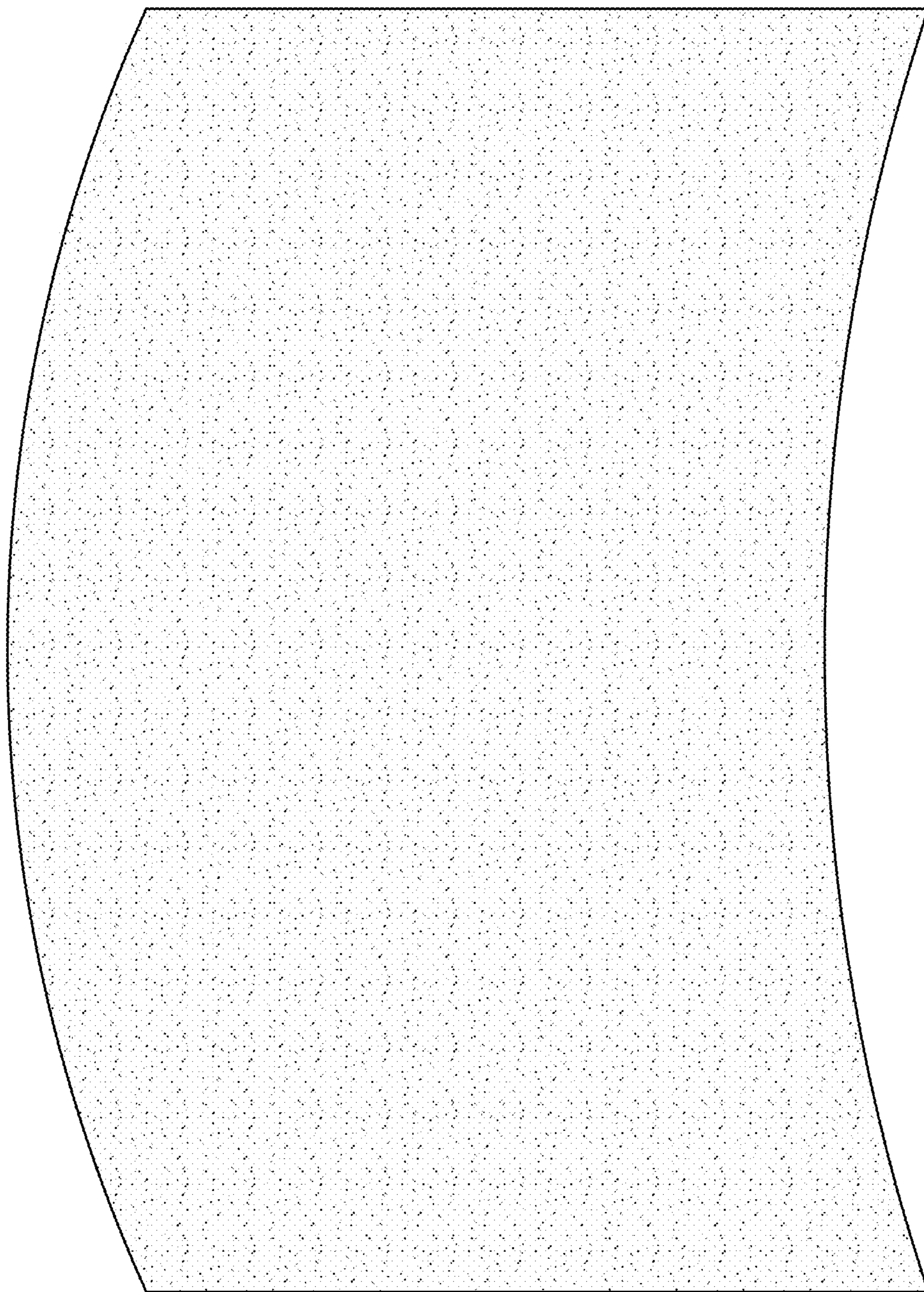


FIG. 3




FIG. 4




FIG. 5

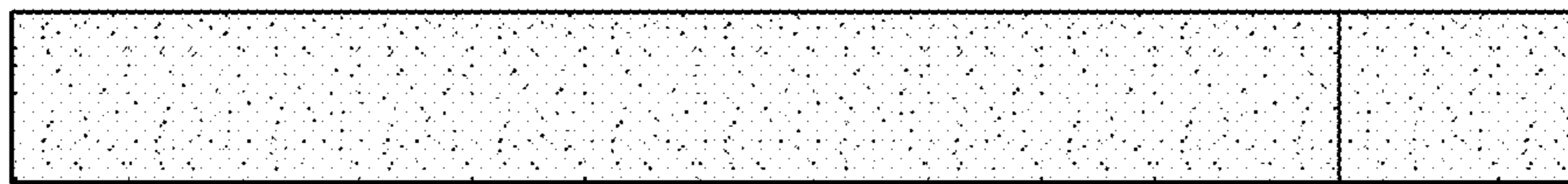


FIG. 6




FIG. 7