

US00D929028S

(12) **United States Design Patent**
Decker

(10) **Patent No.:** **US D929,028 S**

(45) **Date of Patent:** **** Aug. 24, 2021**

- (54) **WICK FOR CANDLE**
- (71) Applicant: **LUMETIQUE, INC.**, Laguna Beach, CA (US)
- (72) Inventor: **DayNa M. Decker**, Laguna Beach, CA (US)
- (73) Assignee: **LUMETIQUE, INC.**, Laguna Beach, CA (US)
- (**) Term: **15 Years**
- (21) Appl. No.: **29/644,194**
- (22) Filed: **Apr. 16, 2018**
- (51) **LOC (13) Cl.** **26-99**
- (52) **U.S. Cl.**
USPC **D26/116**
- (58) **Field of Classification Search**
USPC D26/1-6, 113-116, 118
CPC A01G 13/06; C11C 5/006; F21L 17/00;
F23D 3/16; F23D 3/18
See application file for complete search history.

8,348,662 B2 * 1/2013 Decker F23D 3/08
431/325
D715,989 S * 10/2014 Delcotto D26/116
9,816,053 B2 * 11/2017 DelCotto C11C 5/006
10,011,805 B2 * 7/2018 Ramaker C11C 5/006
10,392,581 B2 * 8/2019 Han C11C 5/006
D872,910 S * 1/2020 Xing D26/6

* cited by examiner

Primary Examiner — Zenia I Bennett

(74) *Attorney, Agent, or Firm* — Element IP, PLC

(57) **CLAIM**

The ornamental design for a wick for candle, as shown and described.

DESCRIPTION

FIG. 1 is a front elevational view of an embodiment of a wick for candle;
 FIG. 2 is a rear elevational view thereof;
 FIG. 3 is a right side elevational view thereof, the left side elevational view being the same as the right side elevational view shown;
 FIG. 4 is a perspective view thereof in the environment of an unclaimed candle; and,
 FIG. 5 is a top plan view thereof in the environment of an unclaimed candle.
 The broken lines shown in the figures are for the purpose of illustrating portions of a wick or candle that form no part of the claimed design.

1 Claim, 2 Drawing Sheets

(56) **References Cited**

U.S. PATENT DOCUMENTS

- 6,186,776 B1 * 2/2001 Myerchin F23D 3/16
431/287
- D663,450 S * 7/2012 Delcotto C11C 5/006
D26/6




FIG. 1




FIG. 2




FIG. 3




FIG. 4

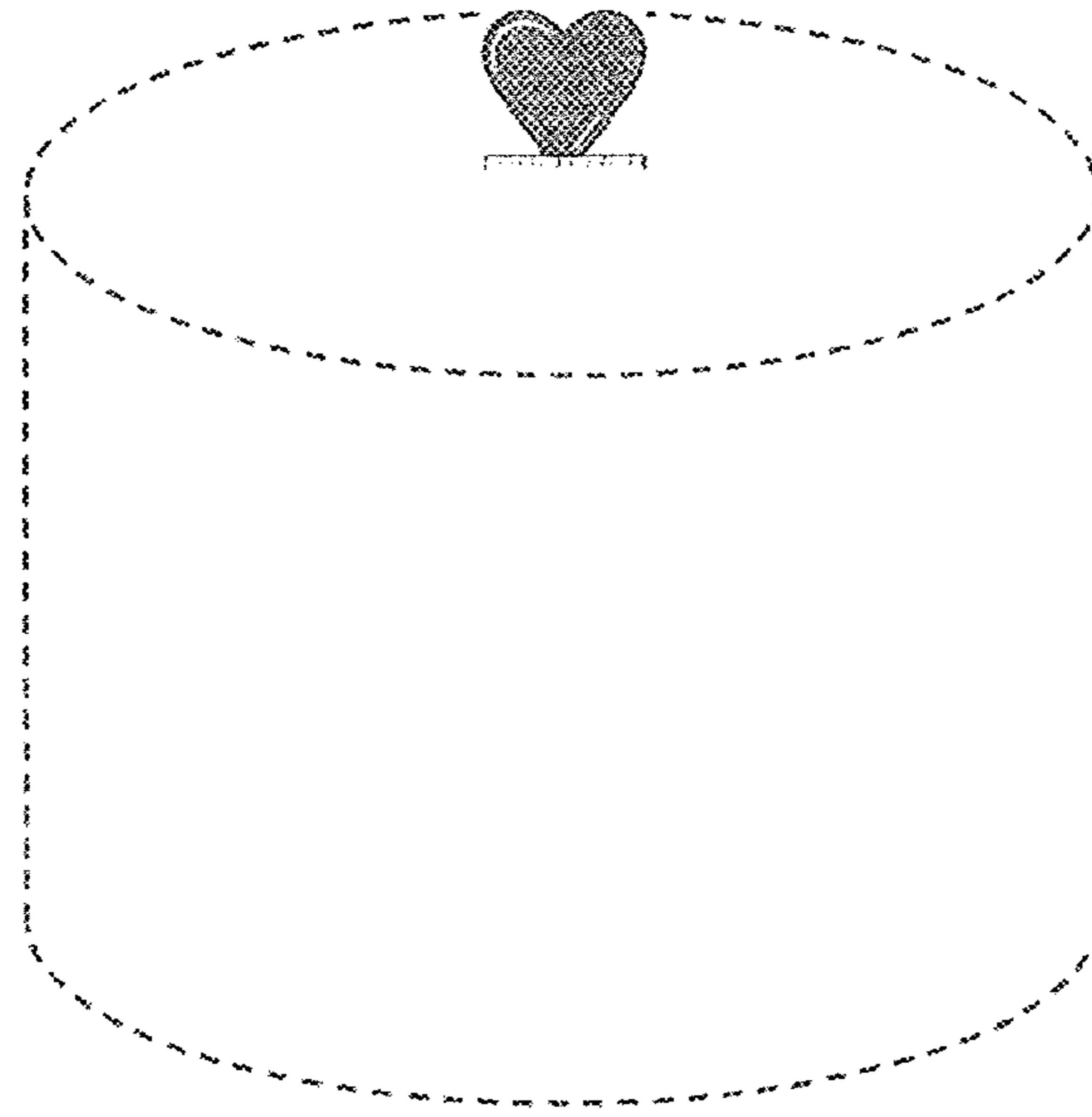


FIG. 5

