



US00D928959S

(12) **United States Design Patent** (10) **Patent No.:** **US D928,959 S**
Yoon (45) **Date of Patent:** **** Aug. 24, 2021**

(54) **ORAL CARE APPLICATOR**

(71) Applicant: **The Procter & Gamble Company**,
Cincinnati, OH (US)

(72) Inventor: **Ki Hyun Yoon**, Beijing (CN)

(73) Assignee: **The Procter & Gamble Company**,
Cincinnati, OH (US)

(**) Term: **15 Years**

(21) Appl. No.: **29/700,171**

(22) Filed: **Jul. 31, 2019**

(51) **LOC (13) Cl.** **24-02**

(52) **U.S. Cl.**
USPC **D24/152**

(58) **Field of Classification Search**
USPC D24/152, 176-178, 107, 146-147;
D4/100, 104, 108, 111, 127
CPC A61C 15/00; A61C 17/32; A61C 1/05;
A61C 1/07; A61C 3/00; A61C 3/025;
A61C 3/02; A61C 17/00; A61C 19/00;
A61C 19/004; A46B 2200/108; A46B
9/045

See application file for complete search history.

(56) **References Cited**

U.S. PATENT DOCUMENTS

D60,184 S *	1/1922	Webster	D4/111
6,994,546 B2 *	2/2006	Fischer	A61C 19/004 433/29
7,056,116 B2 *	6/2006	Scott	A61C 19/004 433/29
D613,865 S *	4/2010	De Charentenay	D24/152
D665,074 S *	8/2012	Gebski	D24/112
D741,935 S *	10/2015	Sundheim	D24/152
D795,428 S *	8/2017	Rynerson	D24/152
D810,293 S *	2/2018	Peel	D24/152

(Continued)

Primary Examiner — Wan Laymon

(74) *Attorney, Agent, or Firm* — Parker D. McCrary;
Jason Jeffrey Camp

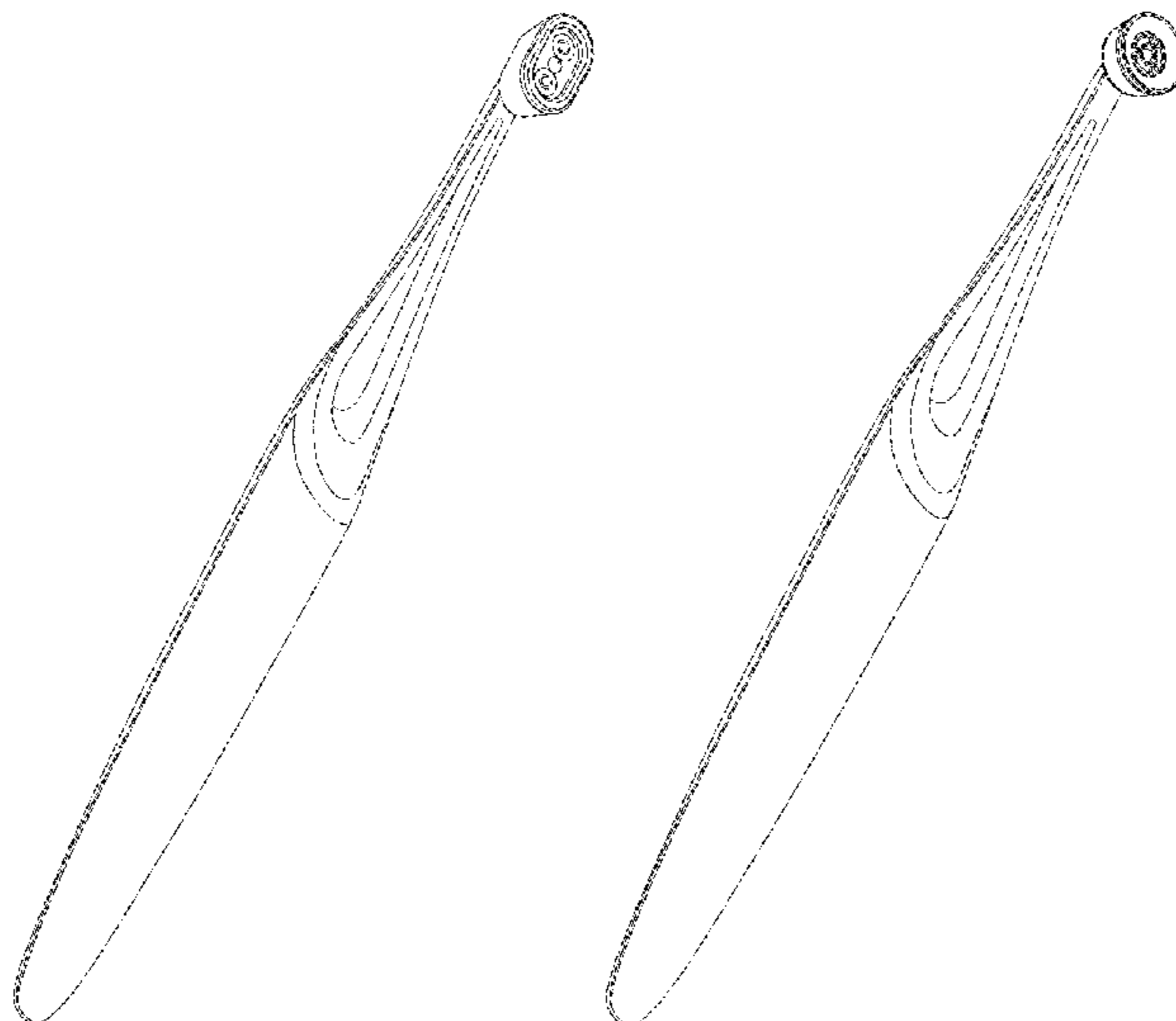
(57) **CLAIM**

The ornamental design for an oral care applicator, as shown and described.

DESCRIPTION

FIG. 1 is a perspective view of an oral care applicator, embodying the new design;
 FIG. 2 is a front view thereof;
 FIG. 3 is a back view thereof;
 FIG. 4 is a left view thereof;
 FIG. 5 is a right view thereof;
 FIG. 6 is a top view thereof;
 FIG. 7 is a bottom view thereof;
 FIG. 8 is a perspective view of an oral care applicator, embodying the new design;
 FIG. 9 is a front view thereof;
 FIG. 10 is a back view thereof;
 FIG. 11 is a left view thereof;
 FIG. 12 is a right view thereof;
 FIG. 13 is a top view thereof;
 FIG. 14 is a bottom view thereof;
 FIG. 15 is a perspective view of an oral care applicator, embodying the new design;
 FIG. 16 is a front view thereof;
 FIG. 17 is a back view thereof;
 FIG. 18 is a left view thereof;
 FIG. 19 is a right view thereof;
 FIG. 20 is a top view thereof and
 FIG. 21 is a bottom view thereof;
 FIG. 22 is a perspective view of an oral care applicator, embodying the new design;
 FIG. 23 is a front view thereof;
 FIG. 24 is a back view thereof;
 FIG. 25 is a left view thereof;
 FIG. 26 is a right view thereof;
 FIG. 27 is a top view thereof; and,
 FIG. 28 is a bottom view thereof.

1 Claim, 8 Drawing Sheets



(56)

References Cited

U.S. PATENT DOCUMENTS

10,682,206 B2 * 6/2020 Gottenbos A61C 3/025
D897,533 S * 9/2020 Bradley D24/152
2003/0147258 A1 * 8/2003 Fischer A61C 19/004
362/573
2013/0330687 A1 * 12/2013 Edwards A61C 15/00
433/89

* cited by examiner

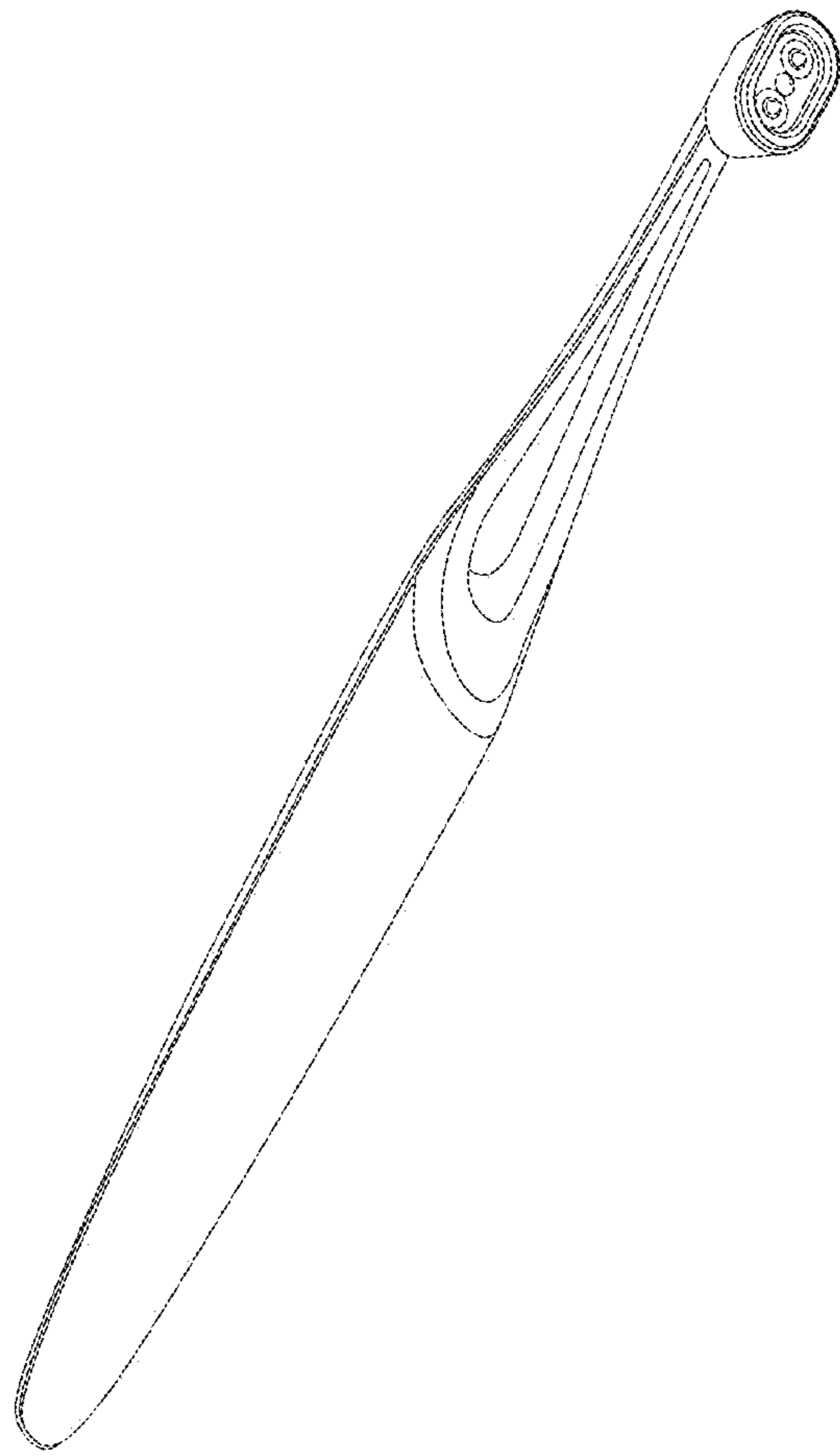


FIG. 1

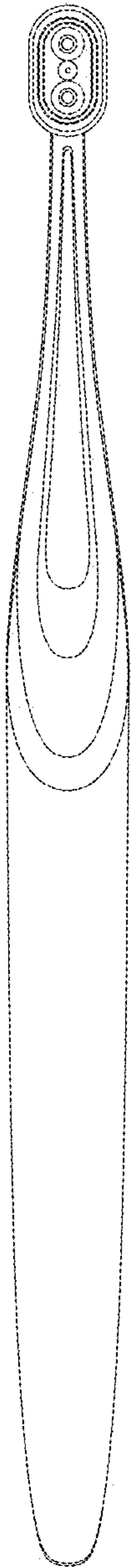


FIG. 2




FIG. 3




FIG. 4

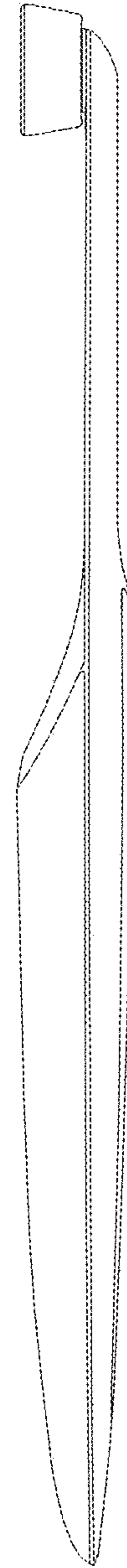


FIG. 5

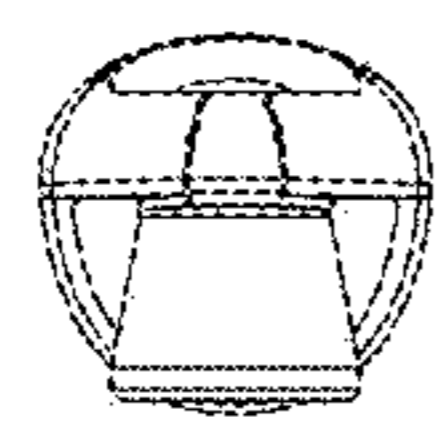


FIG. 6

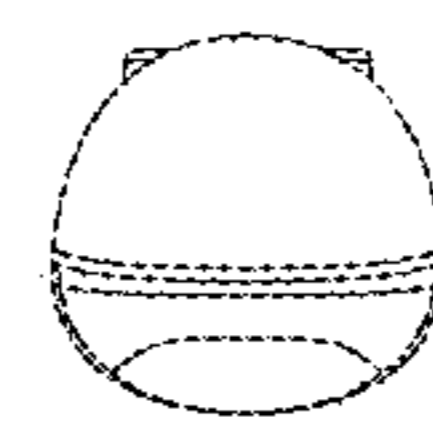


FIG. 7

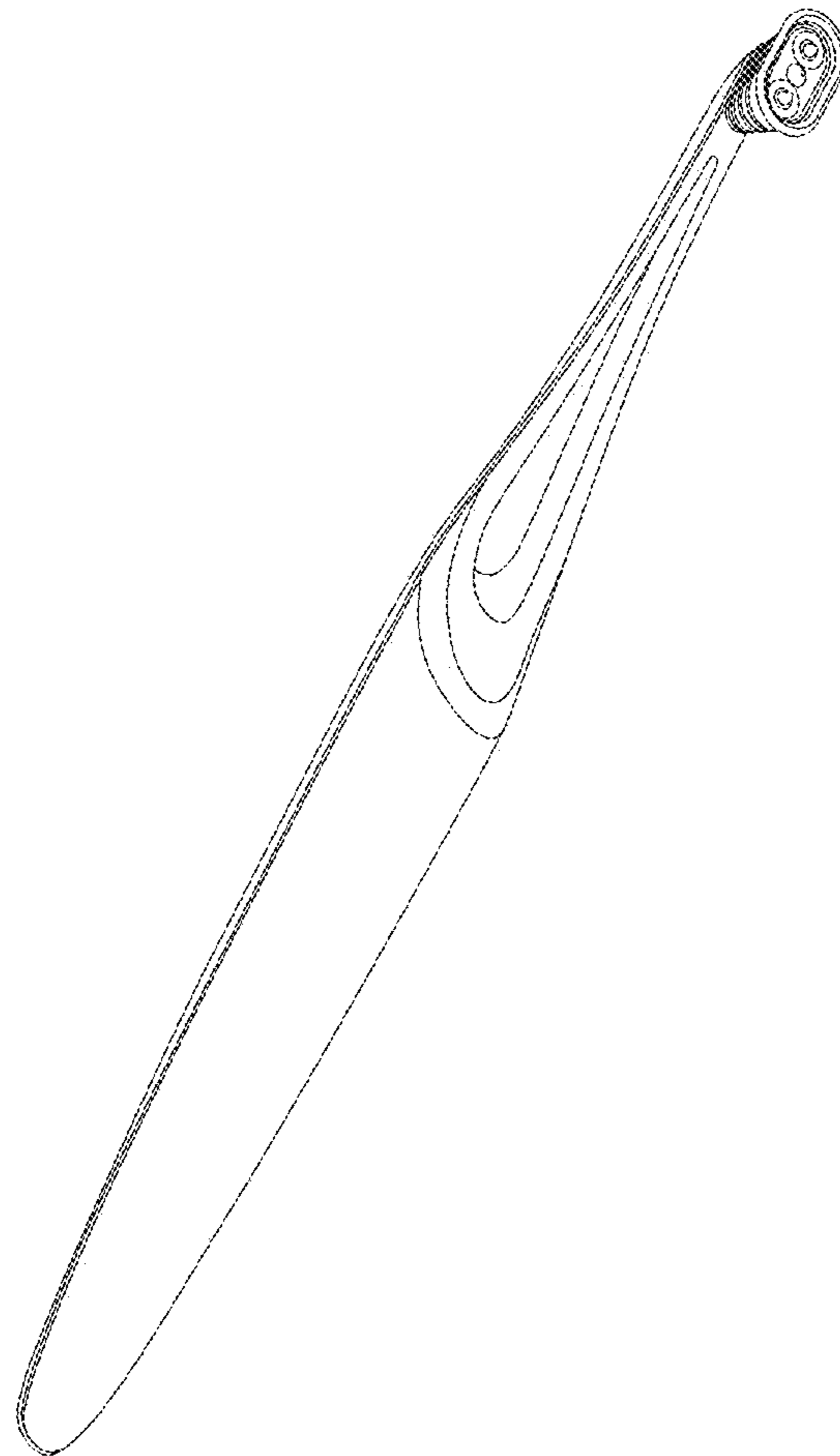


FIG. 8

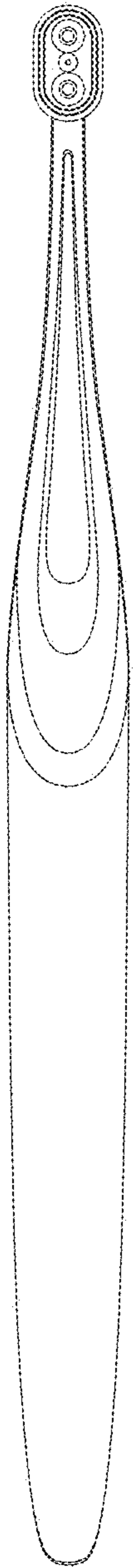


FIG. 9




FIG. 10




FIG. 11

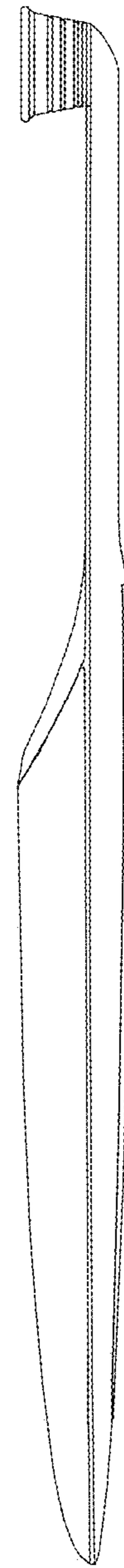


FIG. 12

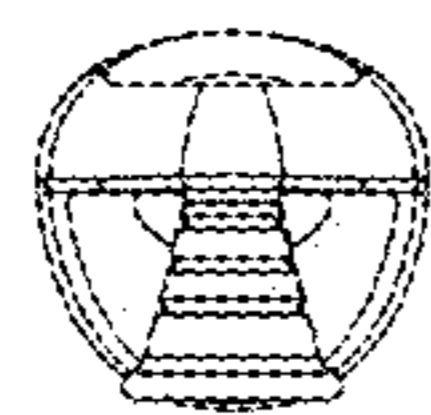


FIG. 13

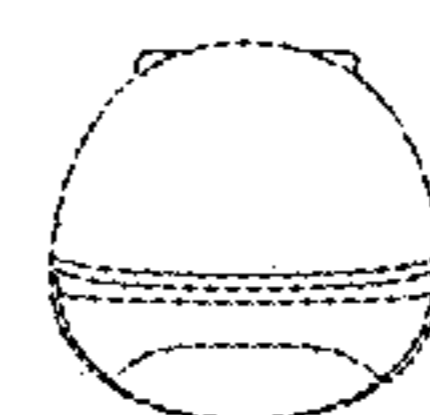


FIG. 14

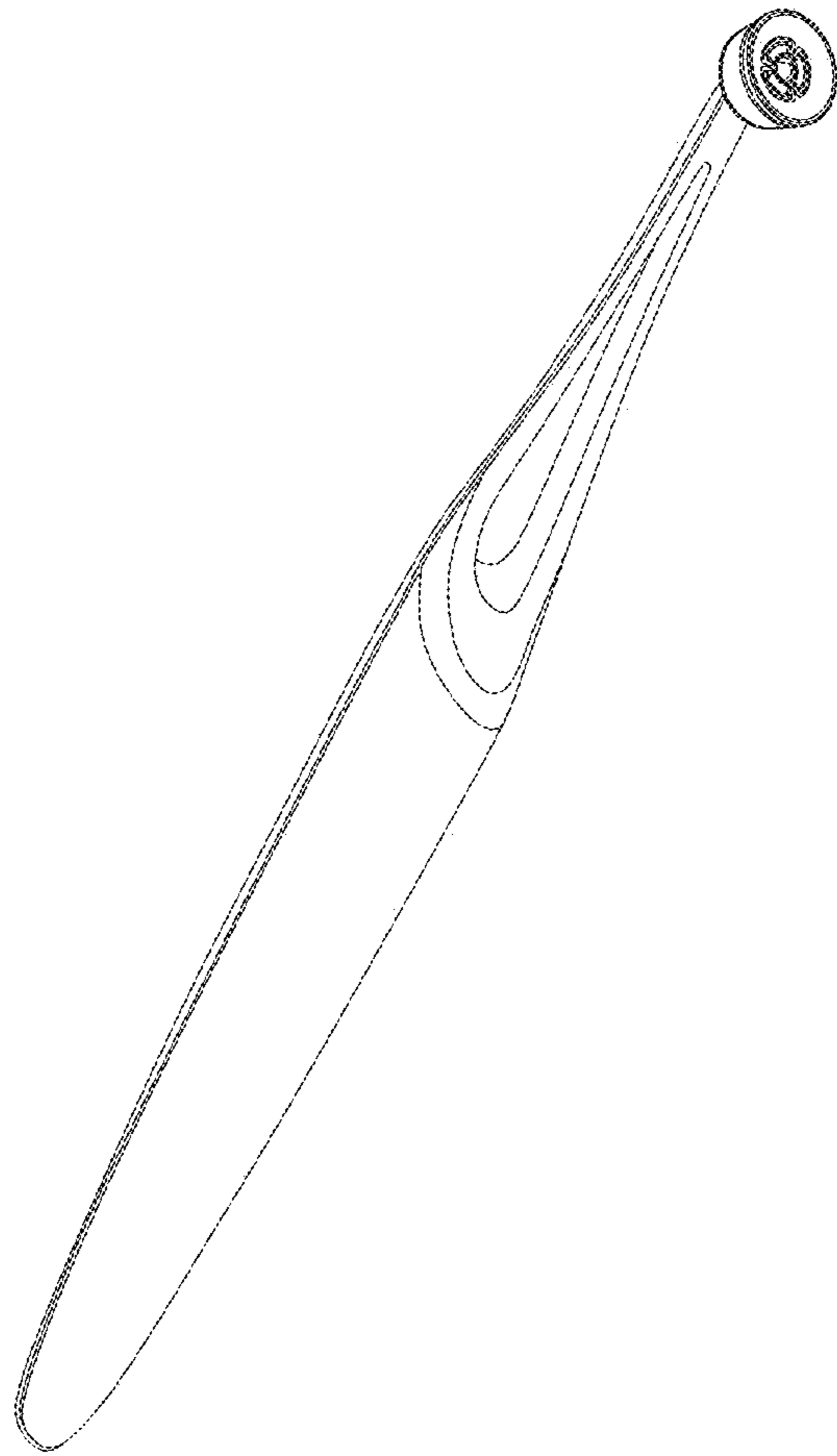


FIG. 15

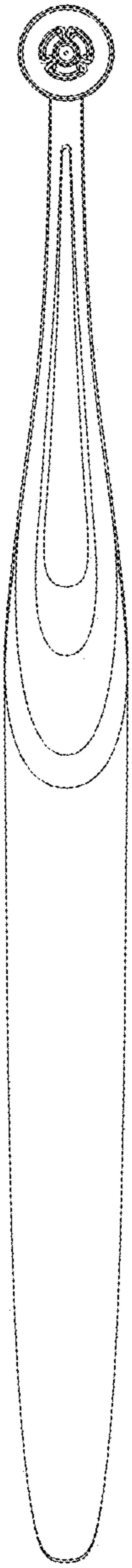


FIG. 16




FIG. 17

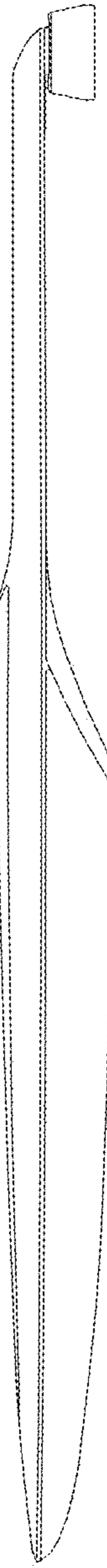


FIG. 18

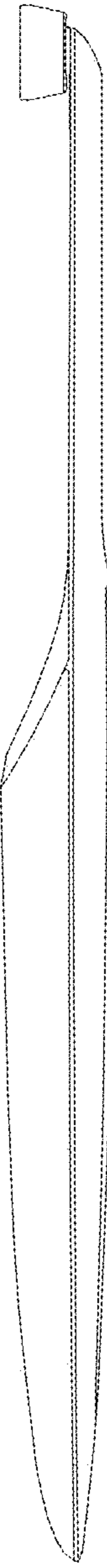


FIG. 19

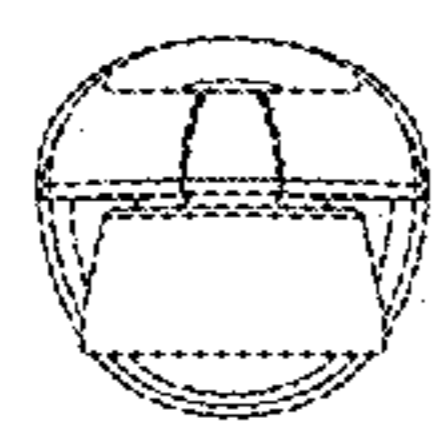


FIG. 20

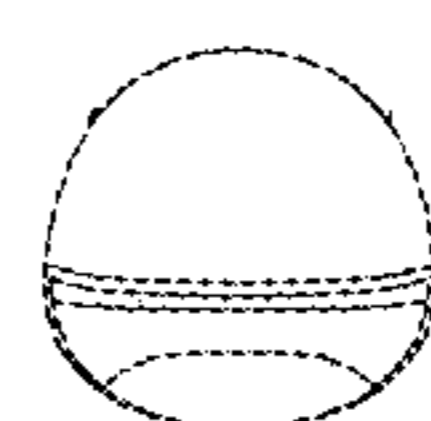


FIG. 21

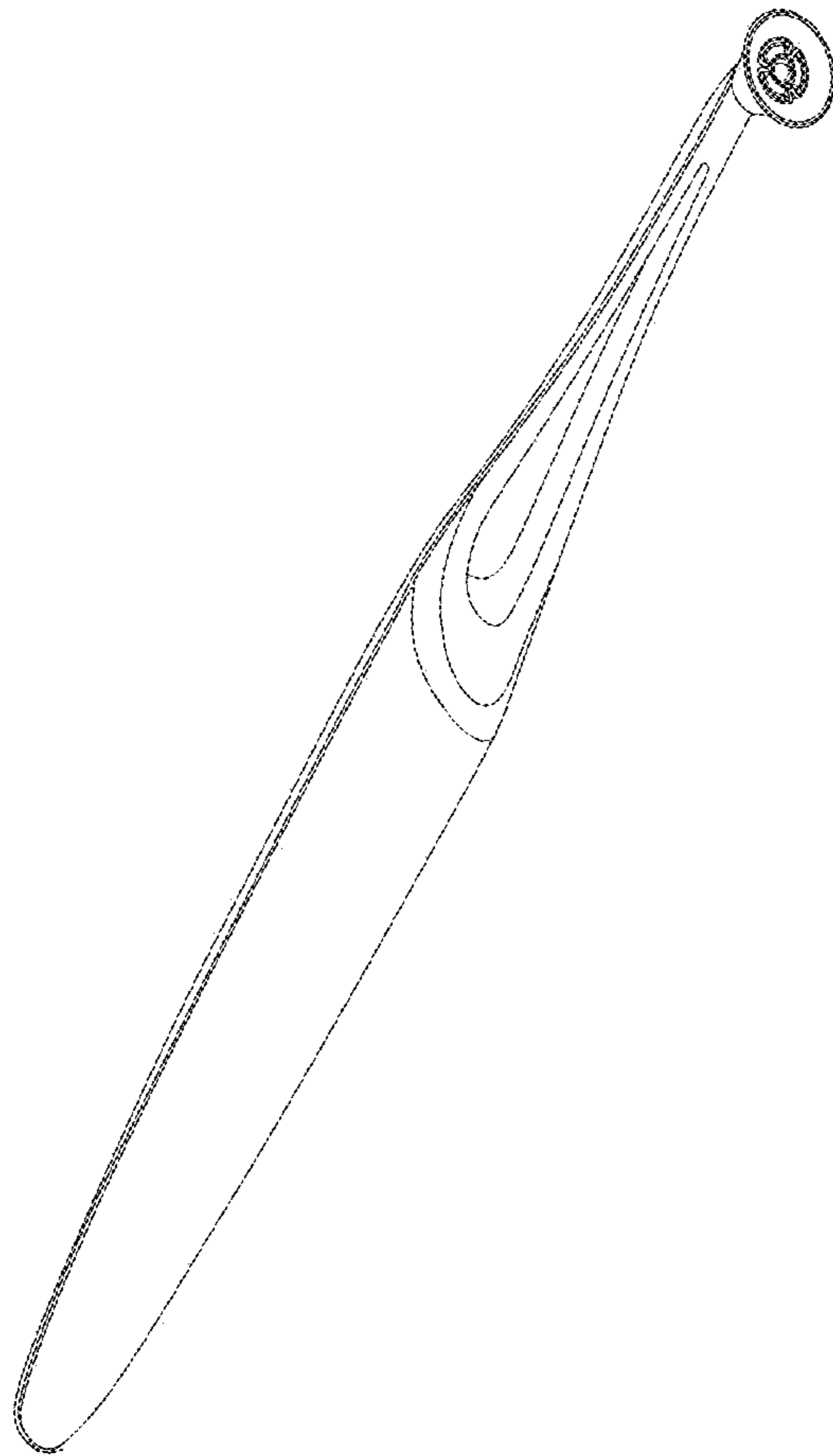


FIG. 22

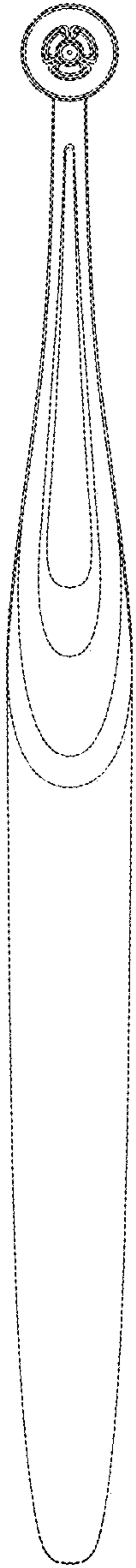


FIG. 23




FIG. 24

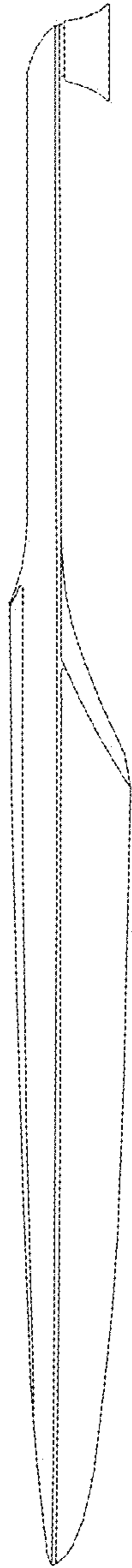


FIG. 25

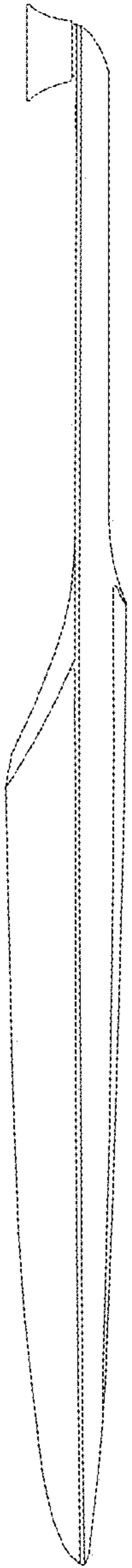


FIG. 26

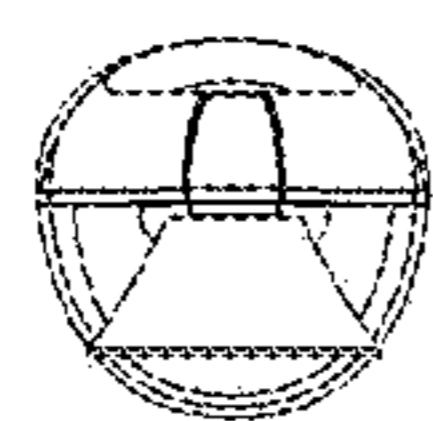


FIG. 27

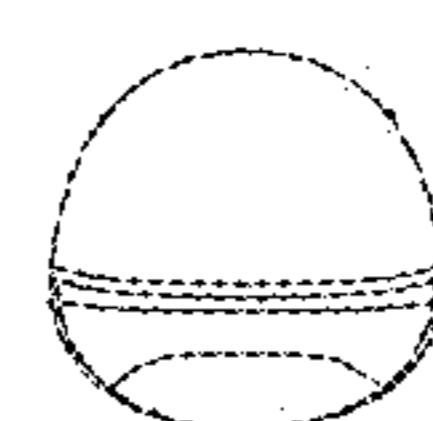


FIG. 28