



US00D928938S

(12) **United States Design Patent** (10) **Patent No.:** **US D928,938 S**
Carrubba (45) **Date of Patent:** **** Aug. 24, 2021**

(54) **MOUTHPIECE FOR A NEBULIZER**
(71) Applicant: **Convexity Scientific Inc.**, Fairfield, CT
(US)
(72) Inventor: **Vincent F. Carrubba**, Baldwin, NY
(US)

D811,003 S * 2/2018 Folyan D27/101
D814,629 S * 4/2018 Chuang D24/110
D859,735 S * 9/2019 Qiu D27/162
D861,975 S * 10/2019 Bowen D27/162
2016/0375206 A1* 12/2016 Gramann A61M 15/0021
128/203.12

(73) Assignee: **Convexity Scientific Inc.**, Fairfield, CT
(US)

OTHER PUBLICATIONS

“U.S. Appl. No. 29/686,817, Non Final Office Action dated Mar. 20, 2020”, 5 pgs.

(**) Term: **15 Years**

* cited by examiner

(21) Appl. No.: **29/686,822**

Primary Examiner — Sheryl Lane

(22) Filed: **Apr. 8, 2019**

Assistant Examiner — Aula Soroush

(51) **LOC (13) Cl.** **29-02**

(52) **U.S. Cl.**
USPC **D24/110.4**

(74) *Attorney, Agent, or Firm* — Scott D. Barnett;
Honigman LLP

(58) **Field of Classification Search**
USPC D24/110–110.6, 127, 129, 107, 108, 164;
D29/108, 109
CPC A61M 16/0616; A61M 16/0633; A61M
16/06; A61M 16/0666; A61M 16/0683;
A61M 16/0605; A61M 16/0622; A61M
16/0644; A61M 16/0875; A61M 16/0816;
A61M 16/08; A61M 15/0085; A61M
15/0005; A61M 11/005; A61M 11/00;
A61M 11/02; A61M 11/04; A61M 5/087;
A61M 5/0871; A61M 5/091; A61M
5/097; A61M 15/00; A61M 15/0065;
A61M 15/0091; A61M 15/0021; A61M
15/0026; A61M 15/008; A61M 15/007;
B63C 11/205; B63C 11/16; B63C 11/186;
B63C 11/12; A63B 23/18

See application file for complete search history.

(57) **CLAIM**

The ornamental design for a mouthpiece for a nebulizer, as shown and described.

(56) **References Cited**

U.S. PATENT DOCUMENTS

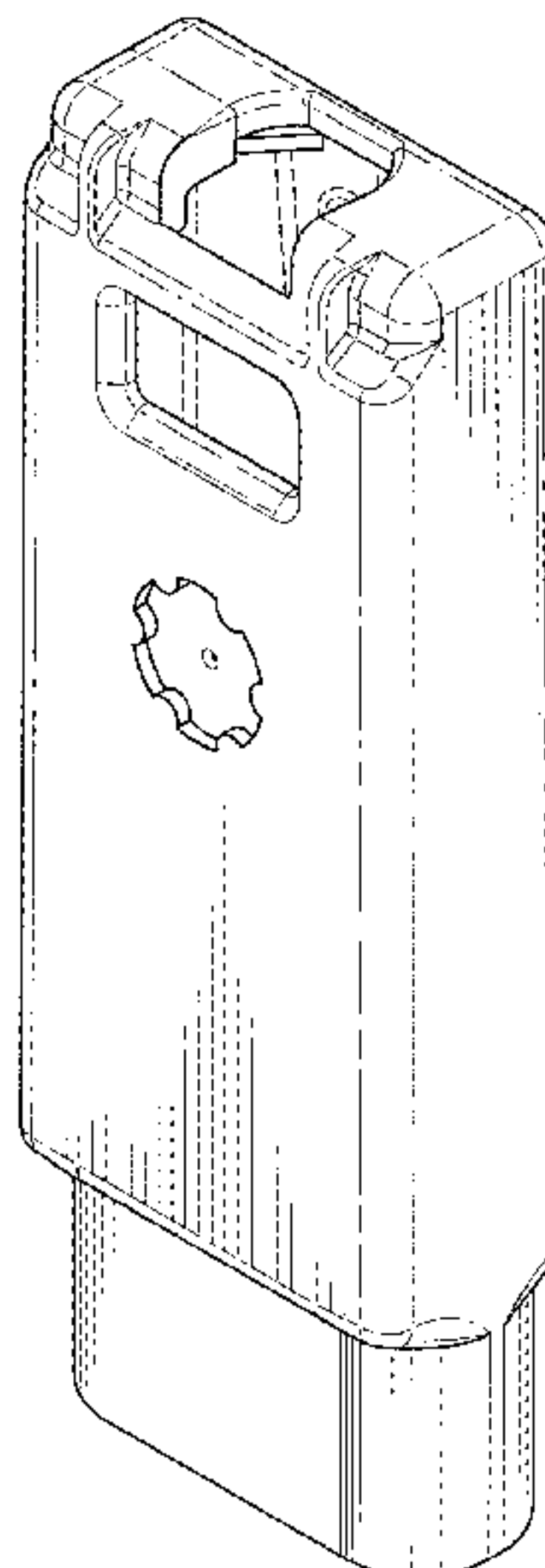
6,176,234 B1 * 1/2001 Salter A61M 15/00
128/200.14
6,606,990 B2 * 8/2003 Stapleton A61M 16/208
128/200.14

DESCRIPTION

FIG. 1 is a bottom perspective view of a mouthpiece for a nebulizer showing my new design;
FIG. 2 is a bottom plan view thereof;
FIG. 3 is a top plan view thereof;
FIG. 4 is a left-side elevation view thereof;
FIG. 5 is a right-side elevation view thereof;
FIG. 6 is a rear elevation view thereof; and,
FIG. 7 is a front elevation view thereof.

The portions of the mouthpiece for a nebulizer shown in broken lines form no part of the claimed design.

1 Claim, 5 Drawing Sheets



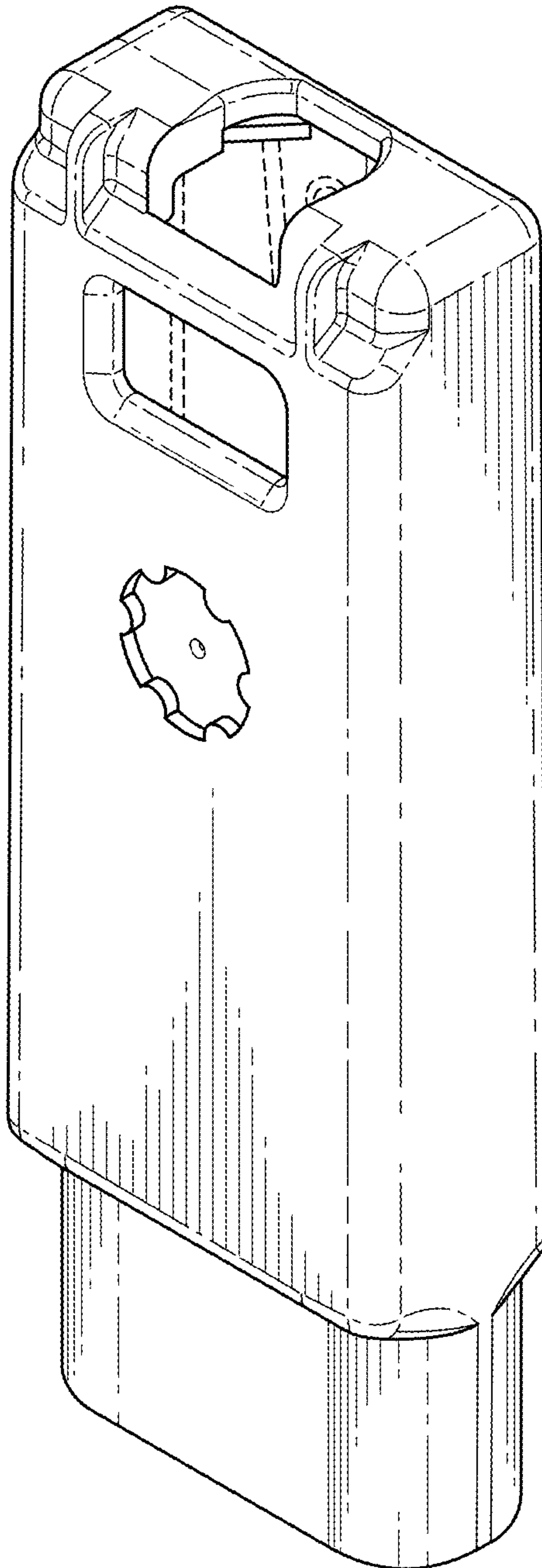


FIG. 1

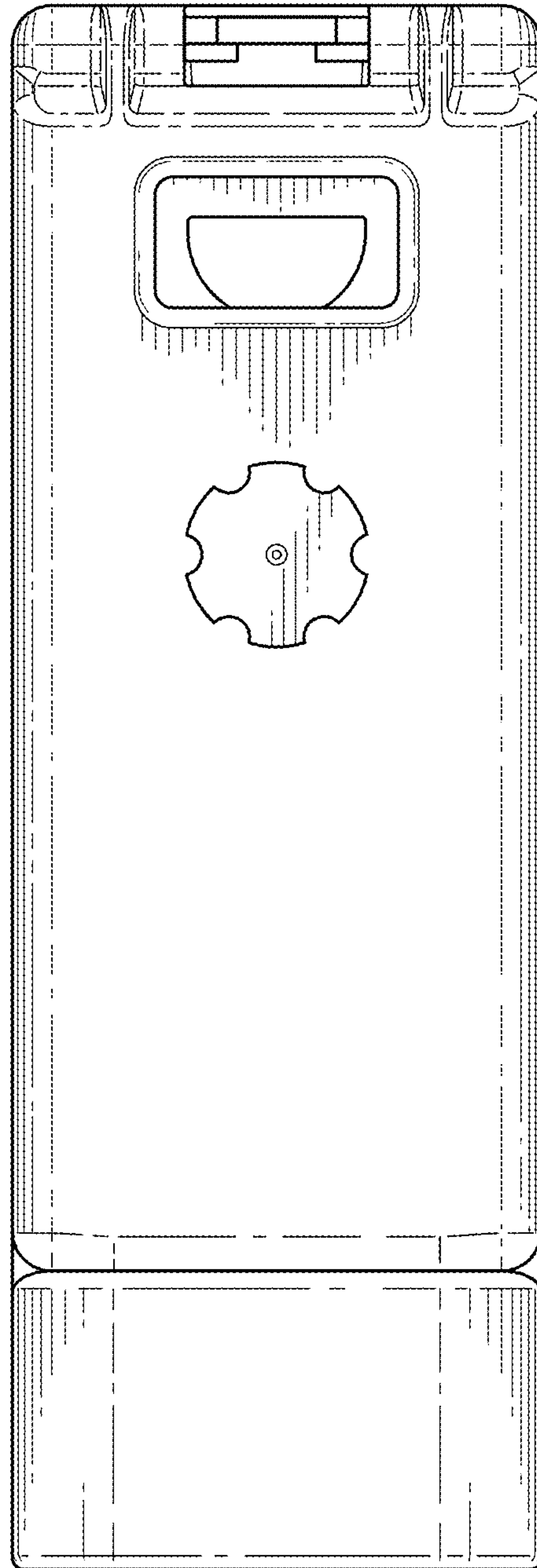


FIG. 2




FIG. 3




FIG. 4




FIG. 5

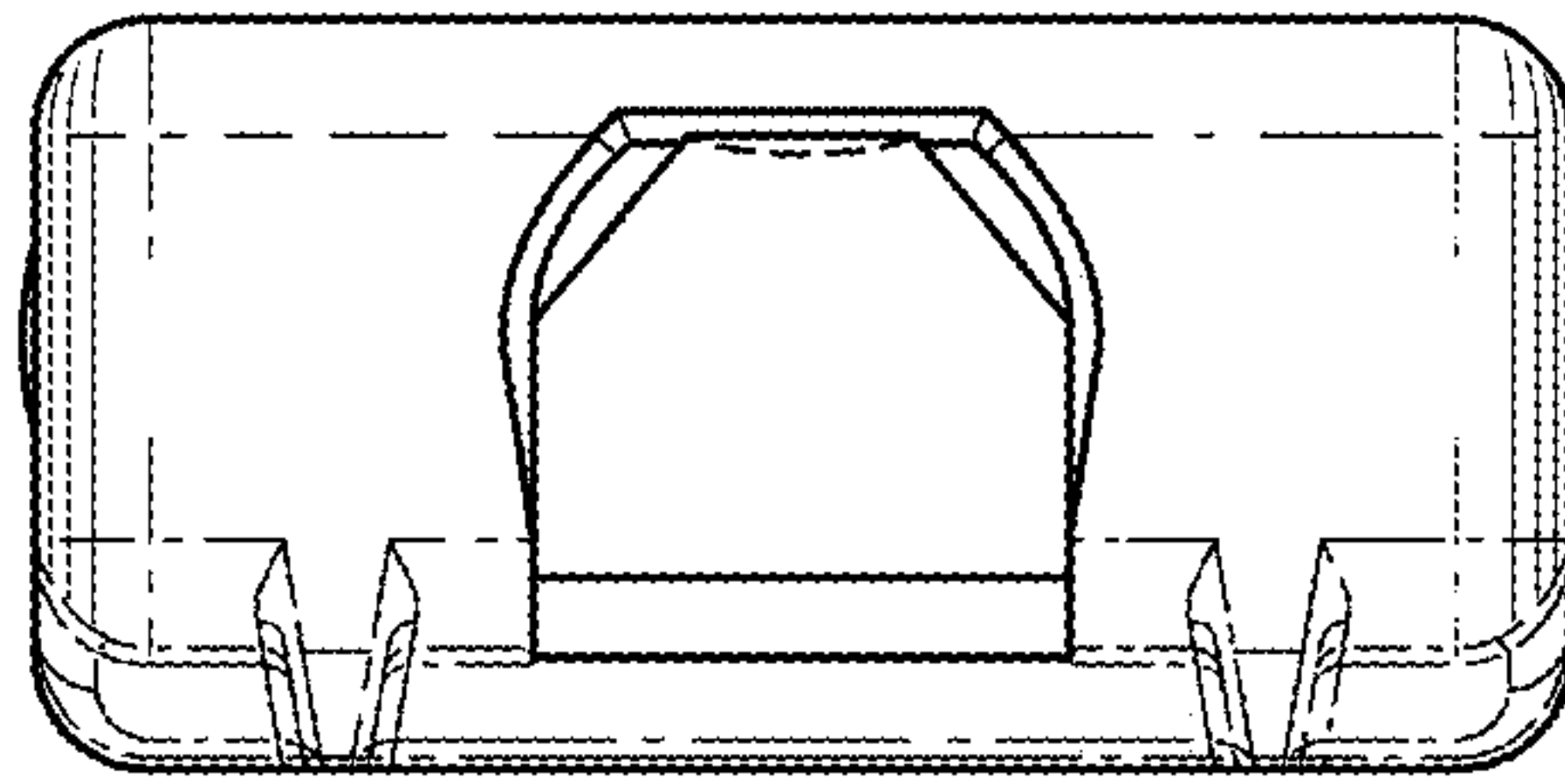


FIG. 6

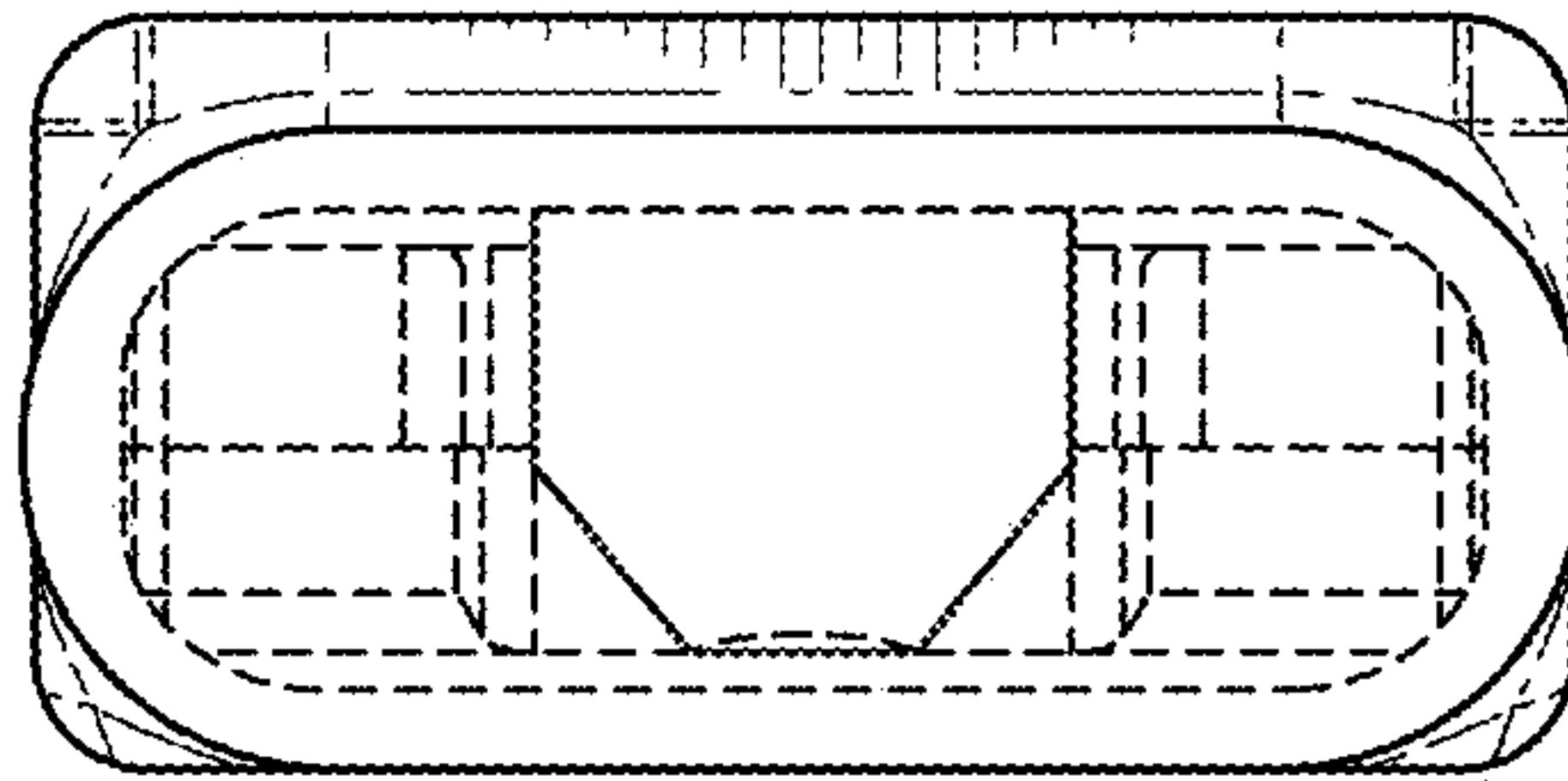


FIG. 7