



US00D928929S

(12) **United States Design Patent** (10) **Patent No.:** **US D928,929 S**
Koch et al. (45) **Date of Patent:** **** Aug. 24, 2021**

(54) **AIRPLANE LAVATORY UNIT**

(71) Applicant: **PILATUS Flugzeugwerke AG**, Stans (CH)

(72) Inventors: **Simon Koch**, Hergiswill (CH); **Marcel Gnos**, Schattdorf (CH)

(73) Assignee: **Pilatus Flugzeugwerke AG**, Stans (CH)

(**) Term: **15 Years**

(21) Appl. No.: **29/626,611**

(22) Filed: **Nov. 17, 2017**

(30) **Foreign Application Priority Data**

May 17, 2017 (CH) 143315

(51) **LOC (13) Cl.** **23-02**

(52) **U.S. Cl.**
USPC **D23/303**

(58) **Field of Classification Search**
USPC D23/271, 274, 299, 303, 308; D12/345, D12/415, 423; D24/234; 4/664; 52/34; 244/118.5, 118.6

(Continued)

(56) **References Cited**

U.S. PATENT DOCUMENTS

3,829,906 A * 8/1974 McPhee E03D 11/025 4/312
6,158,060 A * 12/2000 Wheeler A47K 13/24 4/237

(Continued)

FOREIGN PATENT DOCUMENTS

DE 10 2012 003713 A1 8/2013
EP 0 850 833 A2 7/1998

(Continued)

OTHER PUBLICATIONS

Pilatus PC-24 Air Ambulance (lavatory) [Sep. 6, 2019] found online [Sep. 6, 2019]—<https://www.pilatus-aircraft.com/data/document/Pilatus-Aircraft-Ltd-PC-24-Factsheet-AirAmbulance.pdf>.*

(Continued)

Primary Examiner — John A Voytek

(74) *Attorney, Agent, or Firm* — Ursula B. Day, Esq.

(57) **CLAIM**

The ornamental design for the airplane lavatory unit, as shown and described.

DESCRIPTION

FIG. 1 is a front and right side perspective view of an airplane lavatory unit showing my new design with a closed front;

FIG. 2 is a front and left side perspective view thereof;

FIG. 3 is a top, front right side perspective view thereof;

FIG. 4 is another front left side perspective view thereof;

FIG. 5 is a left side elevational view thereof;

FIG. 6 is a top plan view thereof;

FIG. 7 is a front elevational view of the unit in a front open position, with the toilet out;

FIG. 8 is a right side and front perspective view in open position with the toilet out;

FIG. 9 is a left side and front perspective view in open position with the toilet out;

FIG. 10 is another right side and partial front view in open position with the toilet out;

FIG. 11 is a right side and top perspective view;

FIG. 12 is a left side and front side perspective view in open position with the toilet out;

FIG. 13 is a right side elevational view;

FIG. 14 is a top plan view of the unit in open position with the covered toilet in an out position;

FIG. 15 is a front view of the unit with the toilet cover in open position;

FIG. 16 is right side front side perspective view of FIG. 17;

FIG. 17 is right side and partial front view of FIG. 17;

FIG. 18 is a right side elevational view of FIG. 21;

(Continued)




FIG. 19 is a right side and front perspective view in open position with open toilet;
FIG. 20 is a left side elevational view of FIG. 21; and,
FIG. 21 is a top plan view of the unit in open position with the toilet open.

1 Claim, 21 Drawing Sheets

(58) Field of Classification Search

CPC B64D 11/00; B64D 11/02
See application file for complete search history.

(56) References Cited

U.S. PATENT DOCUMENTS

6,370,706 B1 * 4/2002 Walraven E04H 1/1216
4/321
D460,537 S * 7/2002 Gilbert D23/274
6,899,184 B2 * 5/2005 Reynolds A62C 3/08
169/16

7,014,148 B2 * 3/2006 Dominguez B64C 1/1469
244/118.5
7,262,957 B2 * 8/2007 Doebertin B64D 11/0015
244/129.1
D606,181 S * 12/2009 Bock D23/303
D705,907 S * 5/2014 Koyama D23/274
D705,912 S * 5/2014 Koyama D12/345
D831,800 S * 10/2018 Koyama D23/303
2015/0013063 A1 * 1/2015 Boodaghians B61D 35/007
4/663
2015/0129717 A1 * 5/2015 Koyama B64D 11/02
244/118.6

FOREIGN PATENT DOCUMENTS

WO WO 97/26153 A1 7/1997
WO WO 2007/138129 A1 12/2007
WO WO 2011/048544 A1 4/2011

OTHER PUBLICATIONS

International Search Report issued by the European Patent Office in International Application PCT/IB2017/000588.

* cited by examiner

Fig. 1



Fig. 2



Fig. 3



Fig. 4



Fig. 5

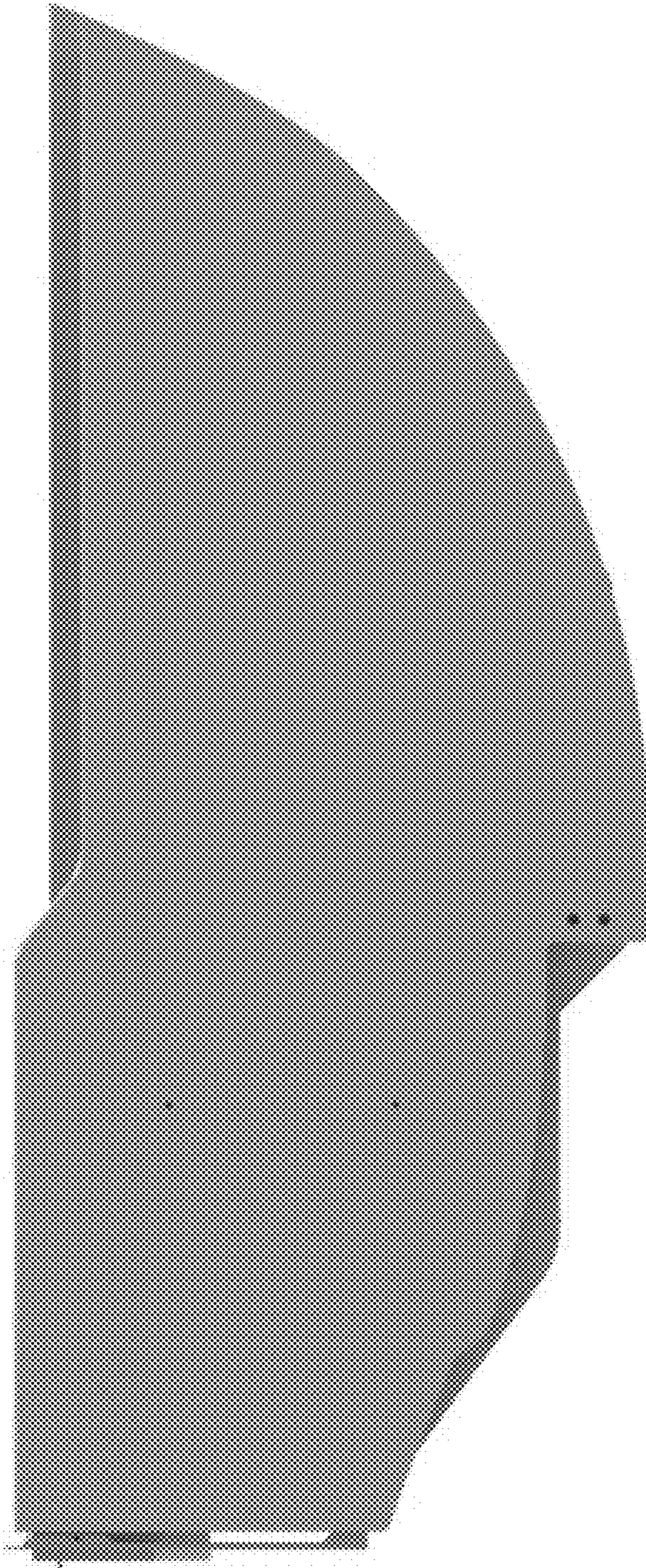


Fig. 6



Fig. 7



Fig. 8



Fig. 9



Fig. 10




Fig. 11




Fig. 12




Fig. 13

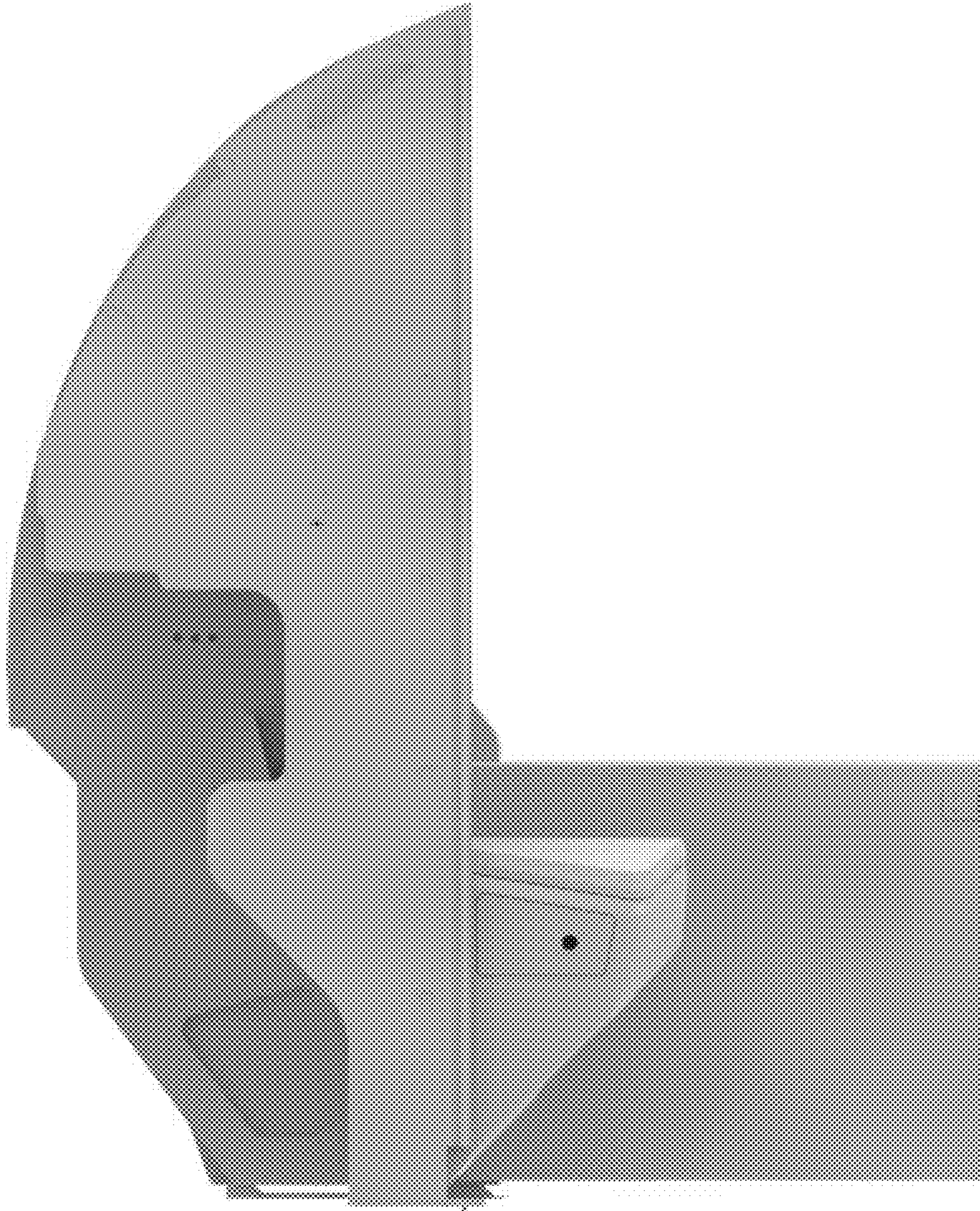


Fig. 14




Fig. 15




Fig. 16



Fig. 17

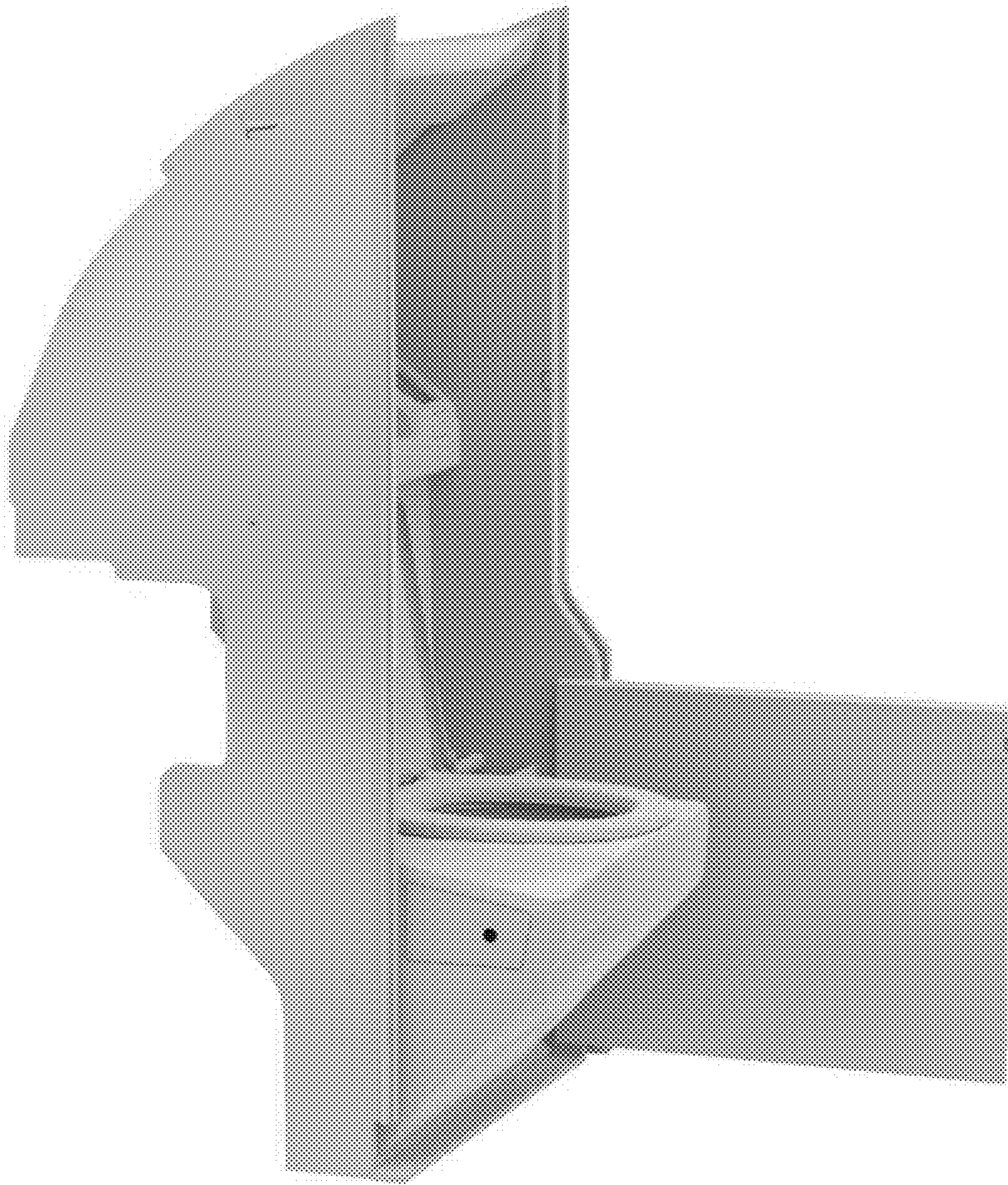


Fig. 18




Fig. 19

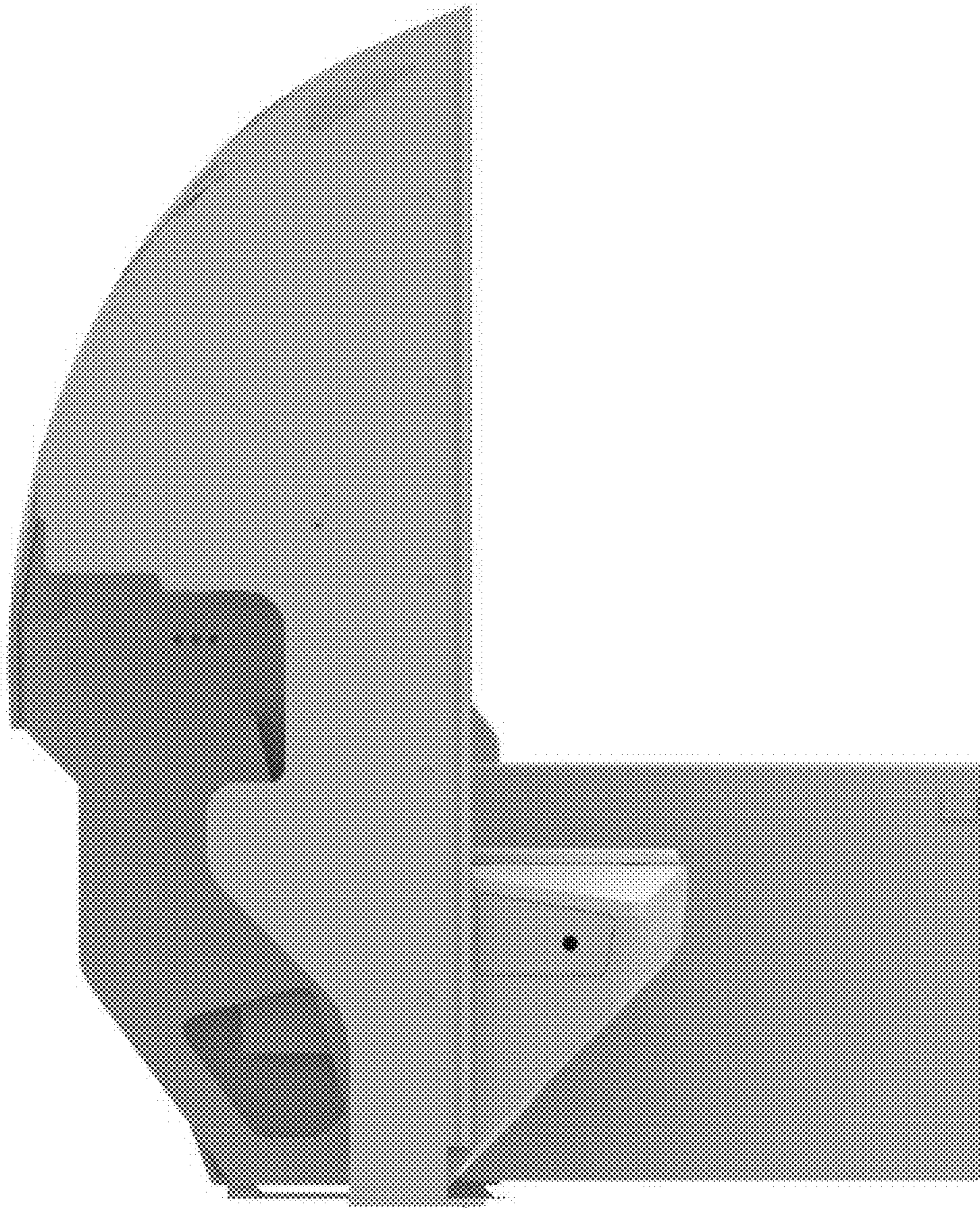


Fig. 20




Fig. 21

