



US00D928927S

(12) **United States Design Patent** (10) **Patent No.:** **US D928,927 S**
Luo (45) **Date of Patent:** **** Aug. 24, 2021**

(54) **BATH CABINET**

2014/0250589 A1* 9/2014 Sgarlata E03C 1/33
4/643

(71) Applicant: **Qiyu Luo**, Arcadia, CA (US)

* cited by examiner

(72) Inventor: **Qiyu Luo**, Arcadia, CA (US)

Primary Examiner — Robert A Delehanty

(**) Term: **15 Years**

(74) *Attorney, Agent, or Firm* — Clement Cheng

(21) Appl. No.: **29/730,002**

(57) **CLAIM**

The ornamental design for a bath cabinet, as shown and described.

(22) Filed: **Mar. 31, 2020**

DESCRIPTION

(51) **LOC (13) Cl.** **23-02**

FIG. 1 is a front view of a bath cabinet.

(52) **U.S. Cl.**

FIG. 2 is a left side view of a bath cabinet.

USPC **D23/286**

FIG. 3 is a right side view of a bath cabinet.

(58) **Field of Classification Search**

FIG. 4 is a perspective view of a bath cabinet.

USPC D23/271, 284, 286, 293.1, 308;

FIG. 5 is a left side perspective view of a bath cabinet.

D24/234; D6/663, 664, 673, 675

FIG. 6 is a right side perspective view of a bath cabinet.

See application file for complete search history.

FIG. 7 is a top left side perspective view of a bath cabinet.

(56) **References Cited**

FIG. 8 is a top right side perspective view of a bath cabinet; and,

U.S. PATENT DOCUMENTS

FIG. 9 is a top front perspective view of a bath cabinet.

D139,714 S * 12/1944 Rindskopf D6/642

The dotted line portion forms no part of the claimed invention.

D228,454 S * 9/1973 Amar D24/234

3,993,376 A * 11/1976 Meldahl A47B 77/06

312/228

D508,345 S * 8/2005 Mendini D6/673

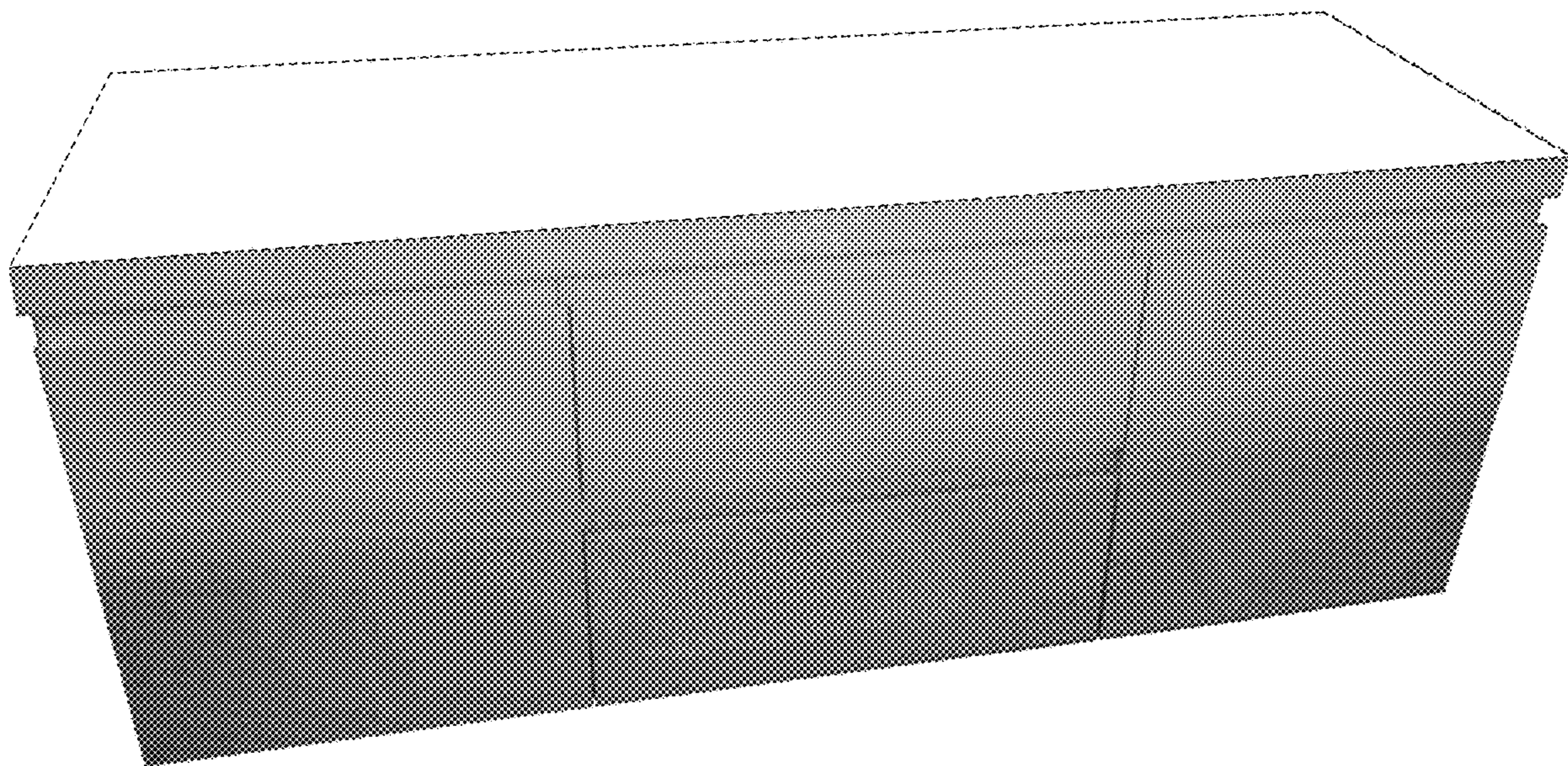
D847,957 S * 5/2019 Bucher D23/293.1

The top, back and bottom faces are unclaimed.

D896,355 S * 9/2020 Bucher D23/293.1

The surface of the bath cabinet is understood to have a glossy, shiny surface overall. The appearance of any reflected objects or shadows on the bath cabinet surface is not part of the claimed design.

1 Claim, 9 Drawing Sheets






Fig. 1




Fig. 2




Fig. 3




Fig. 4




Fig. 5




Fig. 6




Fig. 7




Fig. 8

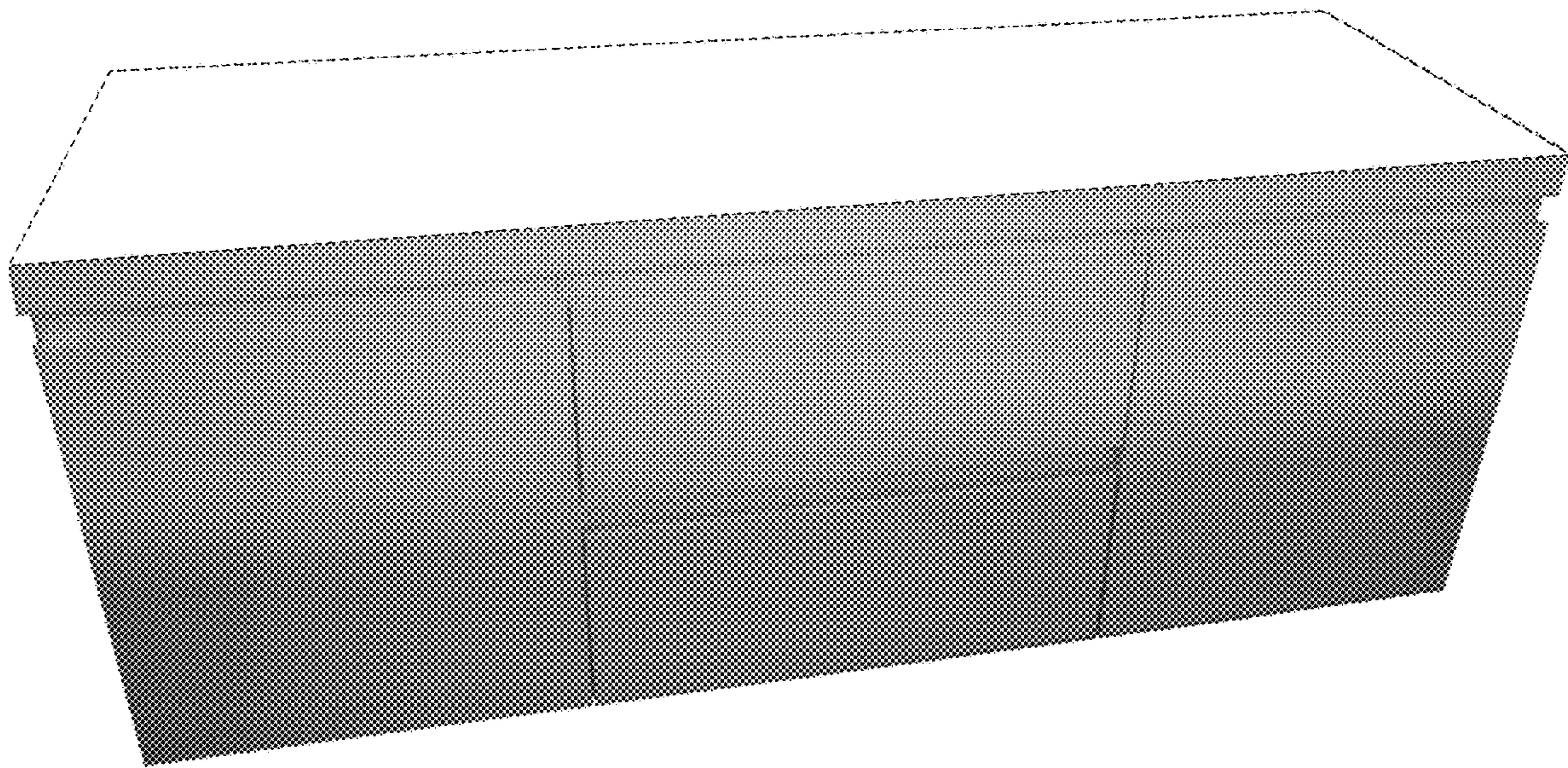


Fig. 9