



US00D928886S

(12) **United States Design Patent**
Hochstrasser

(10) **Patent No.:** **US D928,886 S**

(45) **Date of Patent:** **** Aug. 24, 2021**

- (54) **TOY**
- (71) Applicant: **Alex Hochstrasser**, Zurich (CH)
- (72) Inventor: **Alex Hochstrasser**, Zurich (CH)
- (**) Term: **15 Years**
- (21) Appl. No.: **29/761,926**
- (22) Filed: **Dec. 14, 2020**

Related U.S. Application Data

- (62) Division of application No. 35/505,001, filed on Nov. 21, 2017 (U.S. filing date under 35 U.S.C. 384), and having an international filing date of Nov. 21, 2017, now Pat. No. Des. 908,174.
- (51) **LOC (13) Cl.** **21-01**
- (52) **U.S. Cl.**
USPC **D21/412**
CPC **A63H 3/00** (2013.01)
- (58) **Field of Classification Search**
USPC D21/398, 412, 576–596, 610, 658–661;
446/73, 97, 368, 369, 376
CPC ... A63H 3/00; A63H 3/02; A63H 3/04; A63H
3/16; A63H 3/20; A63H 3/36; A63H
33/00; A63H 7/00; A63H 11/00
See application file for complete search history.

(56) **References Cited**

U.S. PATENT DOCUMENTS

D202,627 S *	10/1965	Warhaftig	D21/622
D267,665 S *	1/1983	Robinson	D21/622
D444,183 S *	6/2001	Hochstrasser	D21/398
D501,898 S *	2/2005	Rutherford	D21/623
D506,069 S *	6/2005	Woods	D4/127
D539,039 S *	3/2007	Warren	D4/124

D612,615 S *	3/2010	Chitayat	D4/129
D661,748 S *	6/2012	Gordon	D21/630
D666,835 S *	9/2012	Grainger	D4/120
D698,396 S *	1/2014	Friedland	D21/650
D728,943 S *	5/2015	Carpentier	D4/102
D737,383 S *	8/2015	Hochstrasser	D21/621
D745,095 S *	12/2015	Hochstrasser	D21/473
D755,312 S *	5/2016	Summers	D21/650
D765,795 S *	9/2016	Bargiel	D21/473
D786,366 S *	5/2017	Hochstrasser	D21/623
D792,528 S *	7/2017	Hochstrasser	D21/650
D812,822 S *	3/2018	Pinto	D30/160
D818,211 S *	5/2018	Anderson	D30/160
D819,147 S *	5/2018	Johns	D21/684
D828,459 S *	9/2018	Hochstrasser	D21/505
D835,215 S *	12/2018	Hochstrasser	D21/623
D839,973 S *	2/2019	Hochstrasser	D21/661
2006/0135299 A1 *	6/2006	Hochstrasser	A63B 71/146 473/594
2012/0214381 A1 *	8/2012	Rickenbach	A63H 23/10 446/153
2015/0031266 A1 *	1/2015	Hochstrasser	A63H 3/04 446/177

* cited by examiner

Primary Examiner — Richard E Chilcot


(57) **CLAIM**

The ornamental design for a toy, as shown and described.

DESCRIPTION

FIG. 1 is a front view of a toy showing the new design;
 FIG. 2 is a back view thereof;
 FIG. 3 is a right side view thereof;
 FIG. 4 is a left side view thereof;
 FIG. 5 is a top view thereof;
 FIG. 6 is a bottom view thereof; and,
 FIG. 7 is a perspective view thereof.

1 Claim, 7 Drawing Sheets



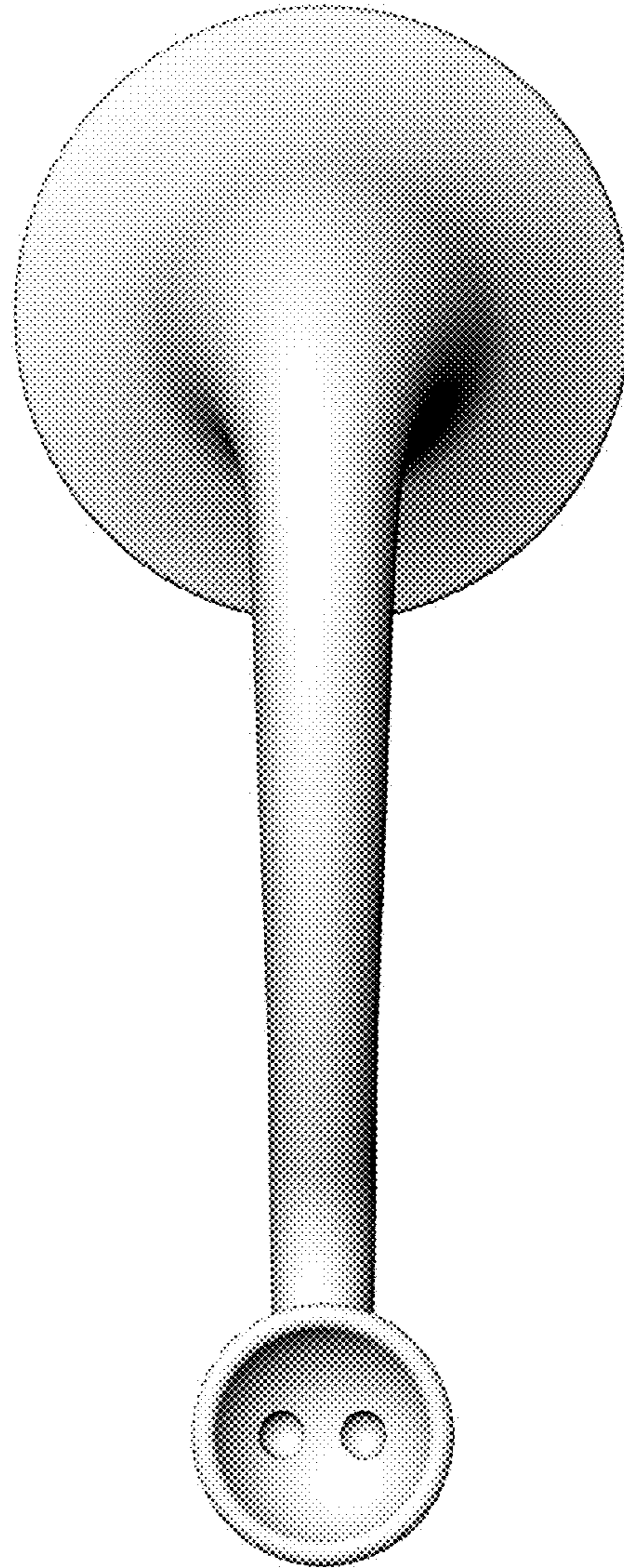


FIG. 1



FIG. 2




FIG. 3




FIG. 4




FIG. 5

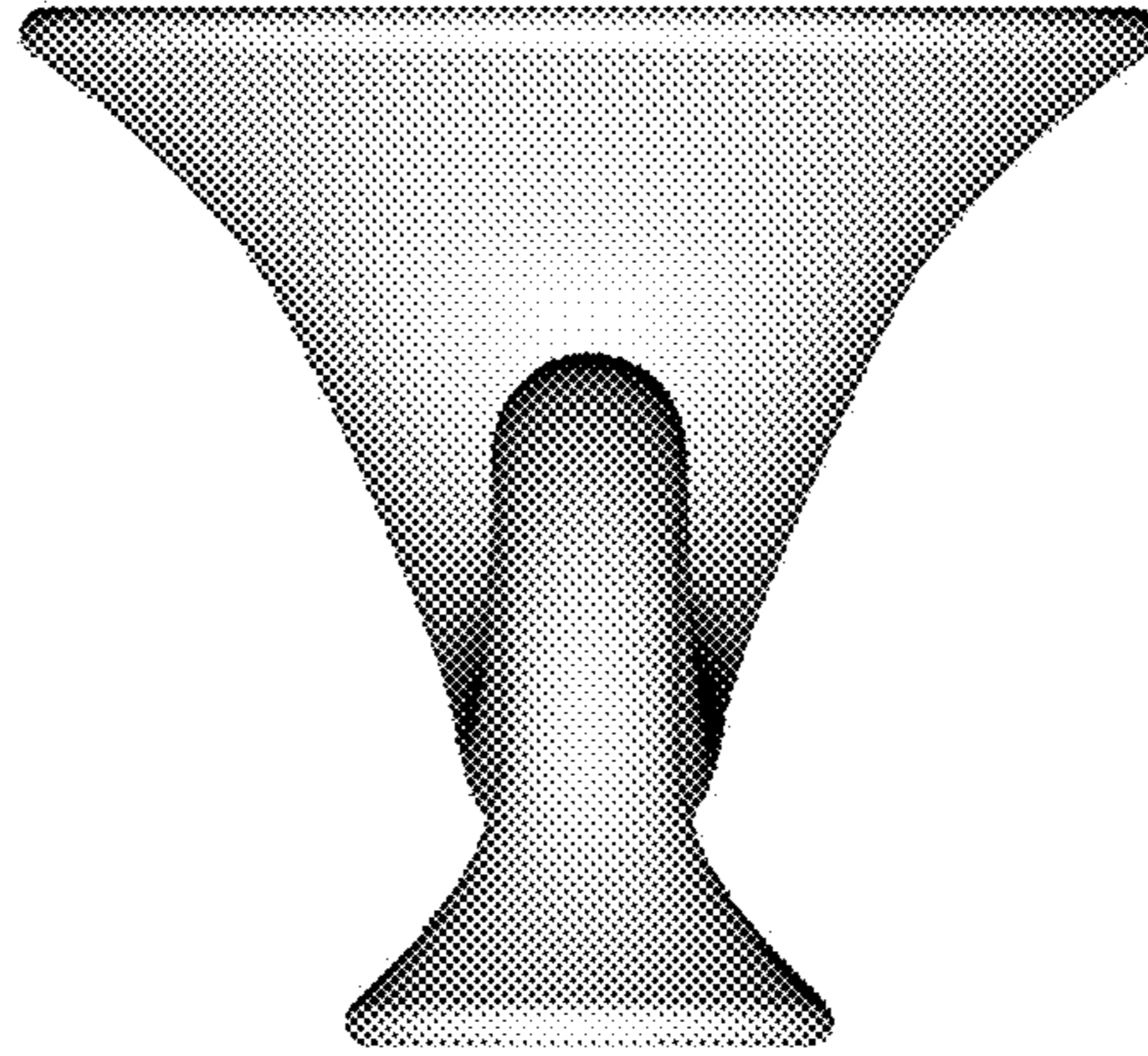


FIG. 6

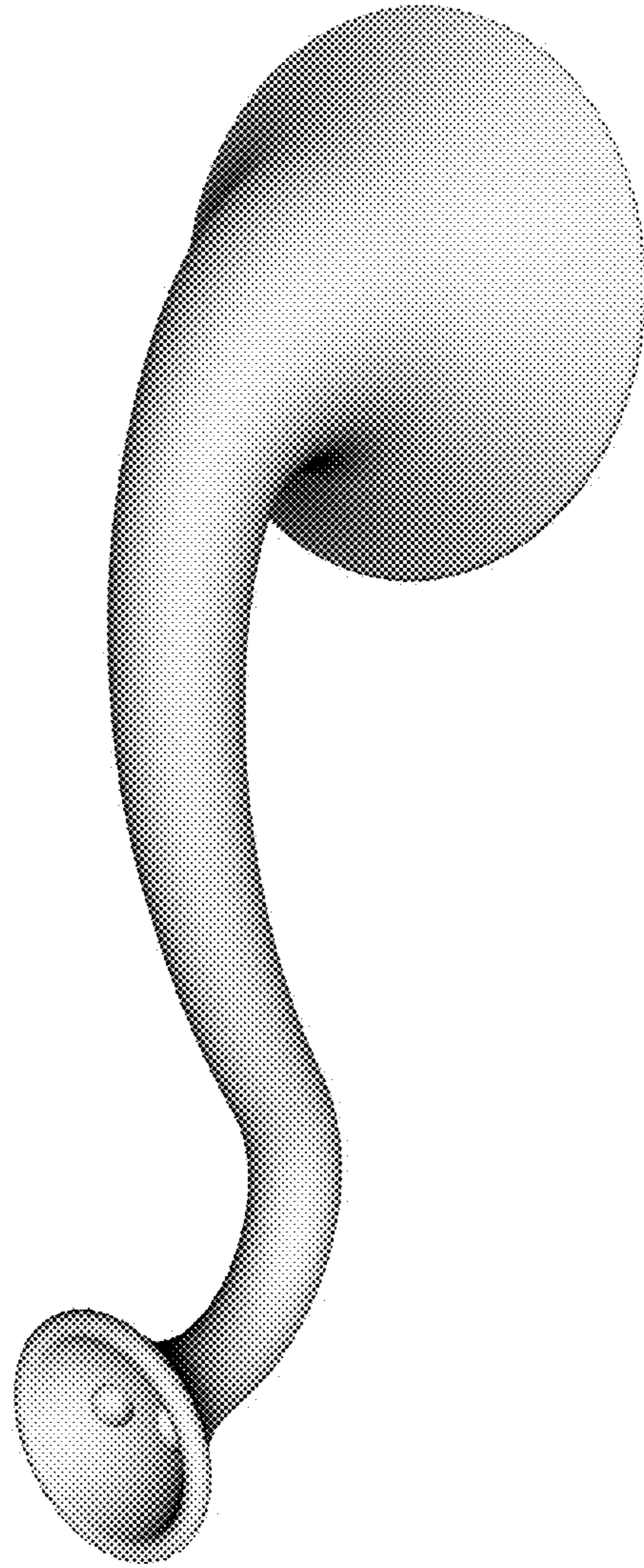


FIG. 7