



US00D928882S

(12) **United States Design Patent** (10) **Patent No.:** **US D928,882 S**
Larkin (45) **Date of Patent:** **** Aug. 24, 2021**

(54) **FPS GAMING MOTION CONTROLLER**

(71) Applicant: **Edward F. Larkin**, Hallowell, ME (US)

(72) Inventor: **Edward F. Larkin**, Hallowell, ME (US)

(**) Term: **15 Years**

(21) Appl. No.: **29/707,508**

(22) Filed: **Sep. 28, 2019**

(51) **LOC (13) Cl.** **21-01**

(52) **U.S. Cl.**
USPC **D21/333**; D14/412

(58) **Field of Classification Search**
USPC D13/168; D14/218, 388, 389, 400, 414, D14/401, 413; D21/333, 324, 328, 329
CPC G05G 9/047; G06F 3/02; G06F 3/033; G06F 3/038; G06F 3/0338; G06F 3/0383; G09G 5/00; A63F 13/12; A63F 13/24; A63F 9/00; A63F 11/00

See application file for complete search history.

(56) **References Cited**

U.S. PATENT DOCUMENTS

D377,797 S *	2/1997	Stropkay	D14/218
D544,605 S *	6/2007	Gumisawa	D24/186
D567,243 S *	4/2008	Ashida	D14/412
D584,312 S *	1/2009	Bishop	D14/412
D594,066 S *	6/2009	Oikawa	D14/412
D594,067 S *	6/2009	Oikawa	D14/412
D611,477 S *	3/2010	Brunner	D14/412
D626,517 S *	11/2010	Yano	D13/168
D638,841 S *	5/2011	Musick, Jr.	D14/412
D662,478 S *	6/2012	Rantala	D13/168
D776,091 S *	1/2017	Spio	D14/218
D790,483 S *	6/2017	Yoon	D13/168
D813,203 S *	3/2018	Hardi	D14/218
D880,602 S *	4/2020	Ehara	D21/333
D901,502 S *	11/2020	Kim	D14/388

2011/0063212 A1 *	3/2011	Ries	G06F 3/0338 345/157
2016/0357249 A1 *	12/2016	Webb	G06F 3/017
2018/0095556 A1 *	4/2018	Ho	G06F 3/0338
2018/0341340 A1 *	11/2018	Larkin	G06F 3/038
2019/0041999 A1 *	2/2019	Hirata	A63F 13/213
2019/0094997 A1 *	3/2019	Chiu	G06F 3/038
2019/0308110 A1 *	10/2019	Muramatsu	G06F 3/0338

OTHER PUBLICATIONS

Larkin, Introducing the PLA Motion Controller—Oct. 16, 2018; 2 pgs.; <https://www.accesswire.com/525412/Introducing-the-PLA-Motion-Controller-a-Custom-Designed-Controller-that-will-Make-Playing-FPS-Games-Easier-than-Ever>.*

Xavier Technologies Pla Motion Controller, available Q1 2020; file:///C:/Users/ssikder/Documents/e-Red%20Folder/29707508/Xavier%20Technologies%20Pla%20Motion%20Controller.pdf.*

* cited by examiner

Primary Examiner — Selina Sikder

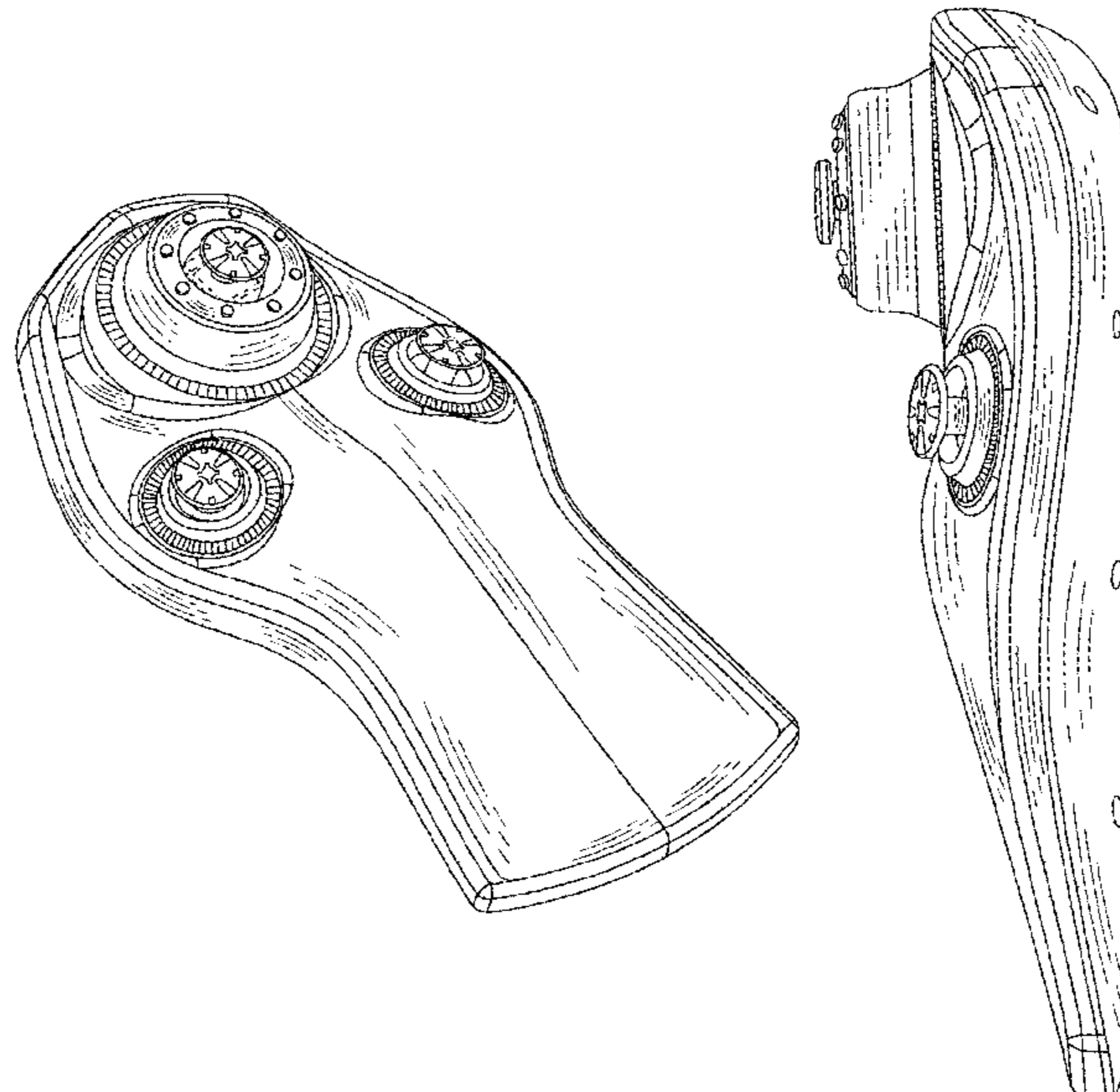
(57) **CLAIM**

The ornamental design for a FPS gaming motion controller, as shown and described.

DESCRIPTION

FIG. 1 is a perspective view of a FPS gaming motion controller showing my new design; FIG. 2 is a front elevational view thereof; FIG. 3 is a rear elevational view thereof; FIG. 4 is a left side elevational view thereof; FIG. 5 is a right side elevational view thereof; FIG. 6 is a top plan view thereof; and, FIG. 7 is a bottom plan view thereof. The broken lines in the drawings depict portions of the FPS gaming motion controller that form no part of the claimed design.

1 Claim, 7 Drawing Sheets



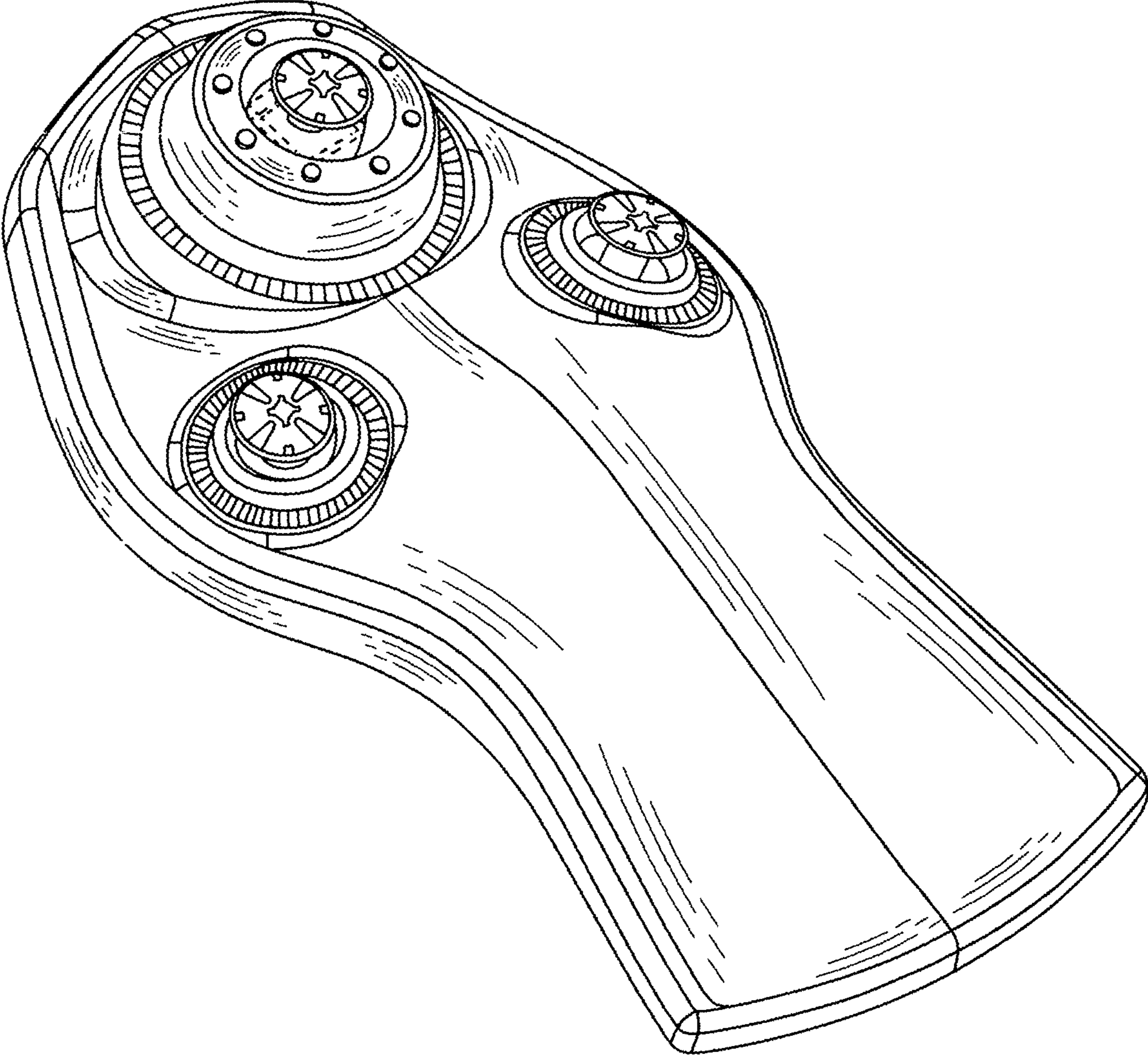


FIG. 1

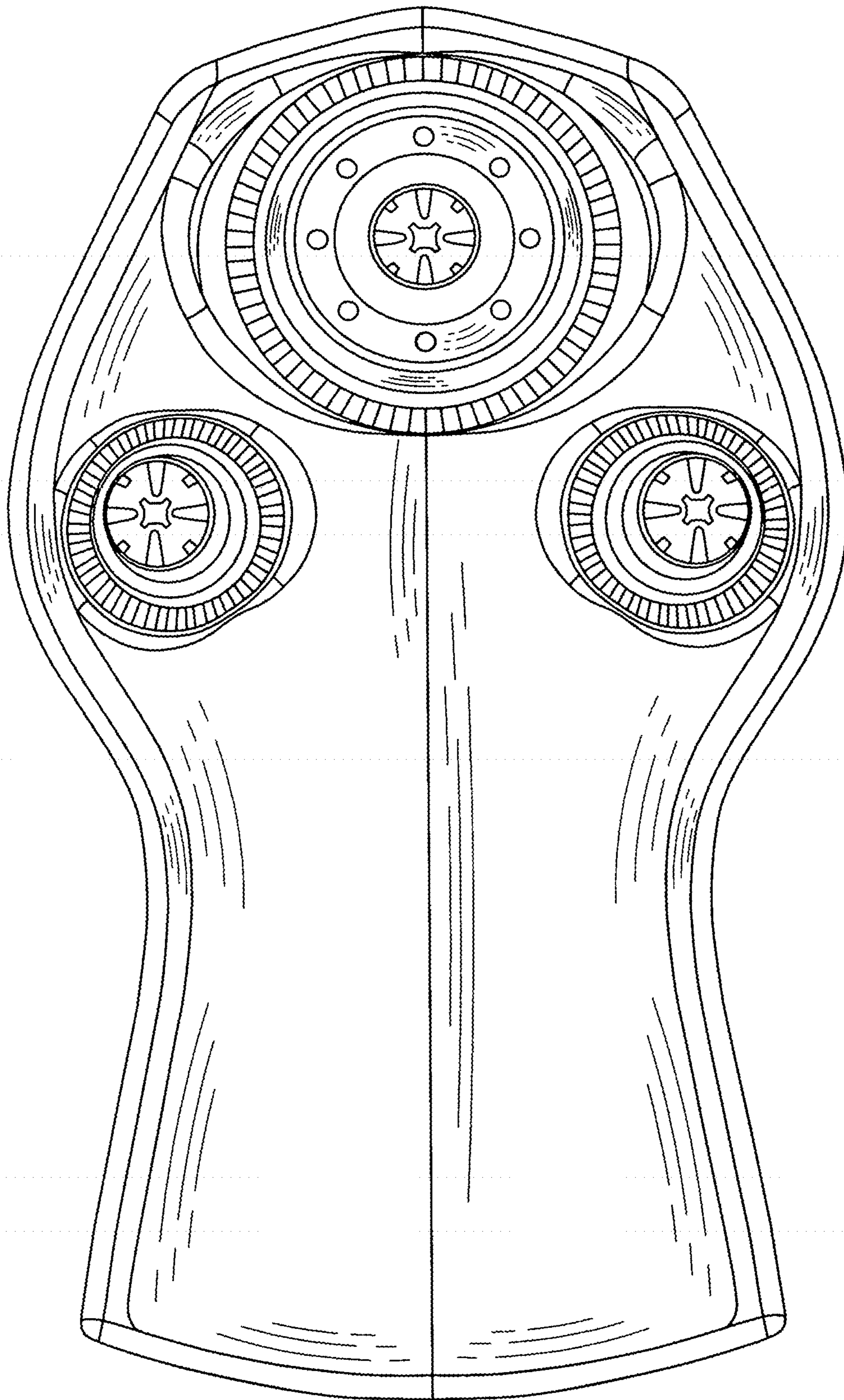


FIG. 2

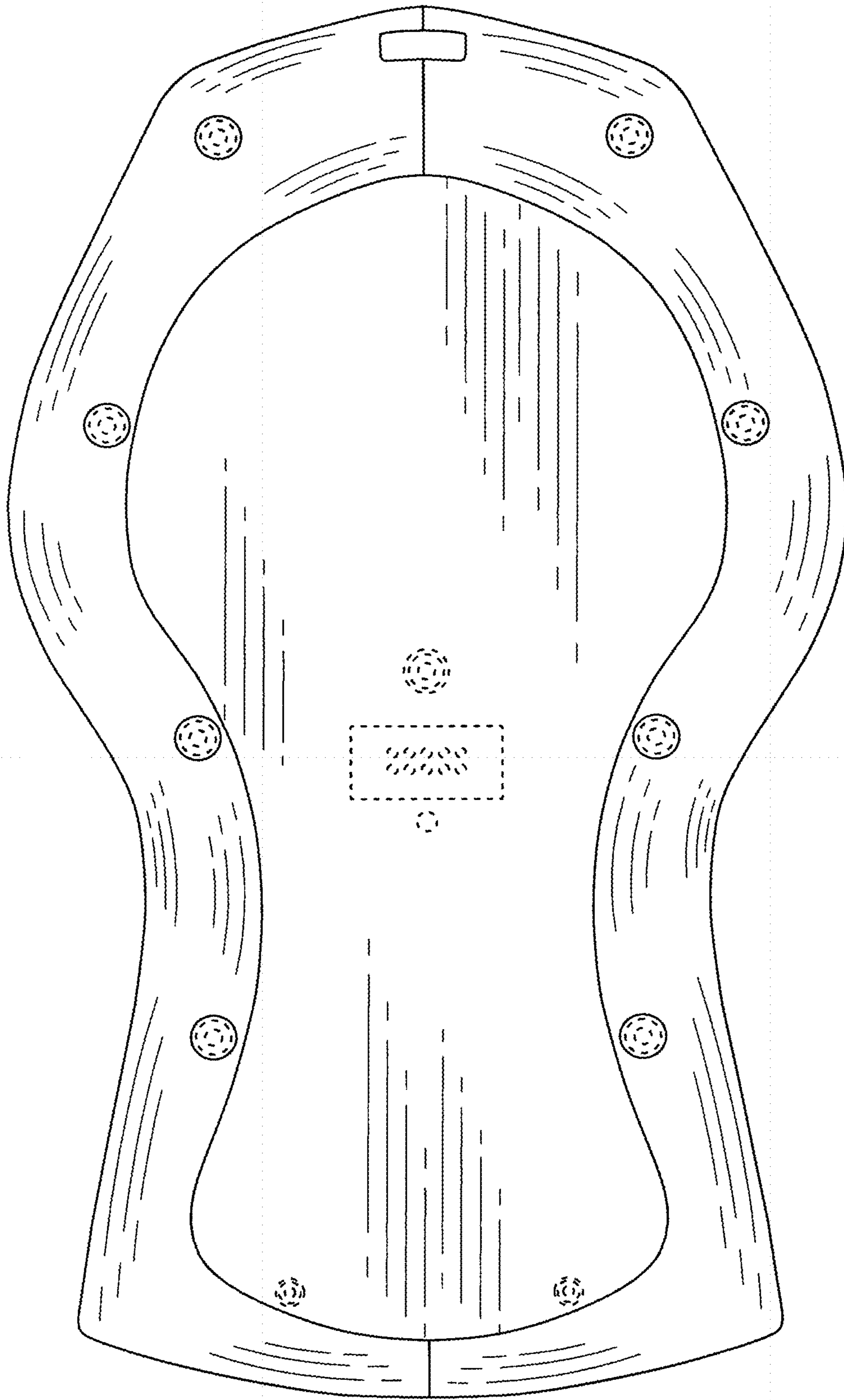


FIG. 3

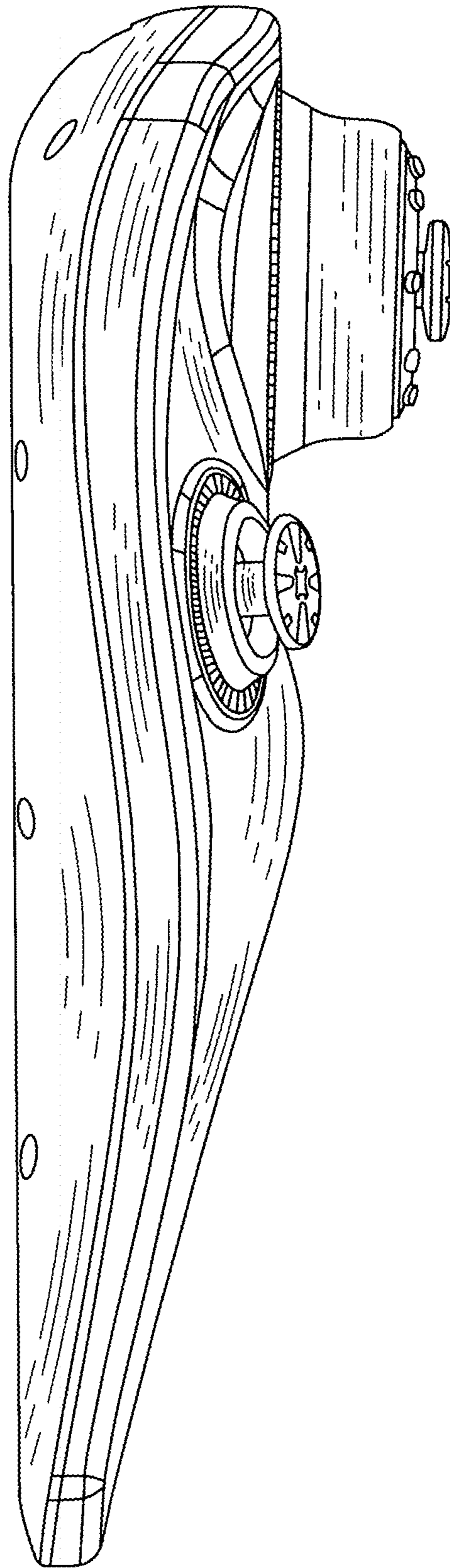


FIG. 4

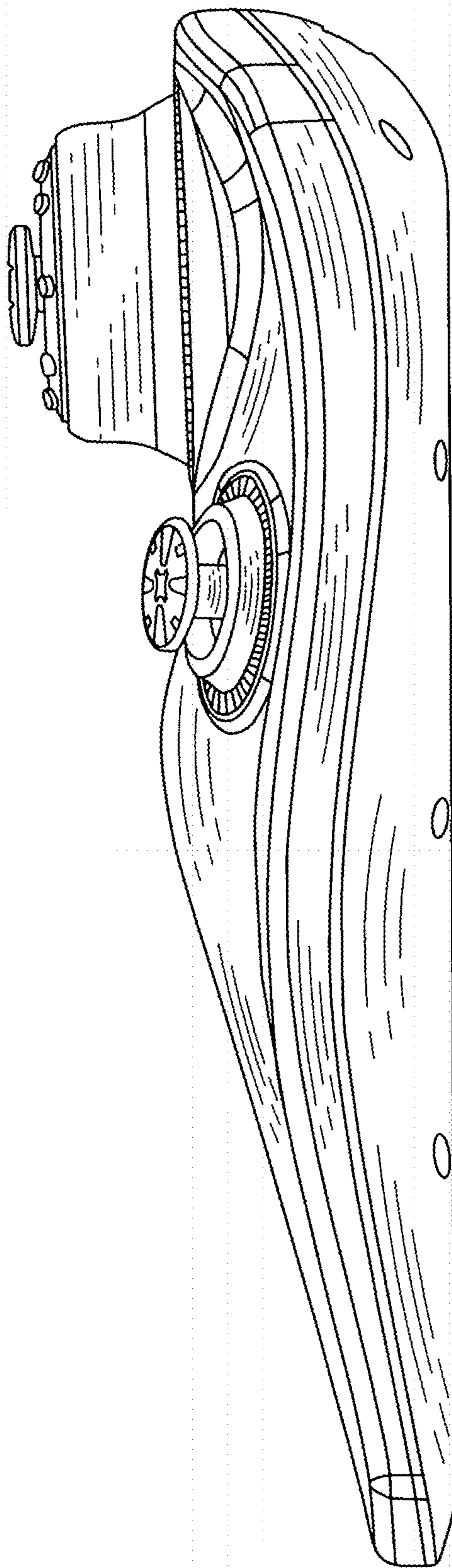


FIG. 5

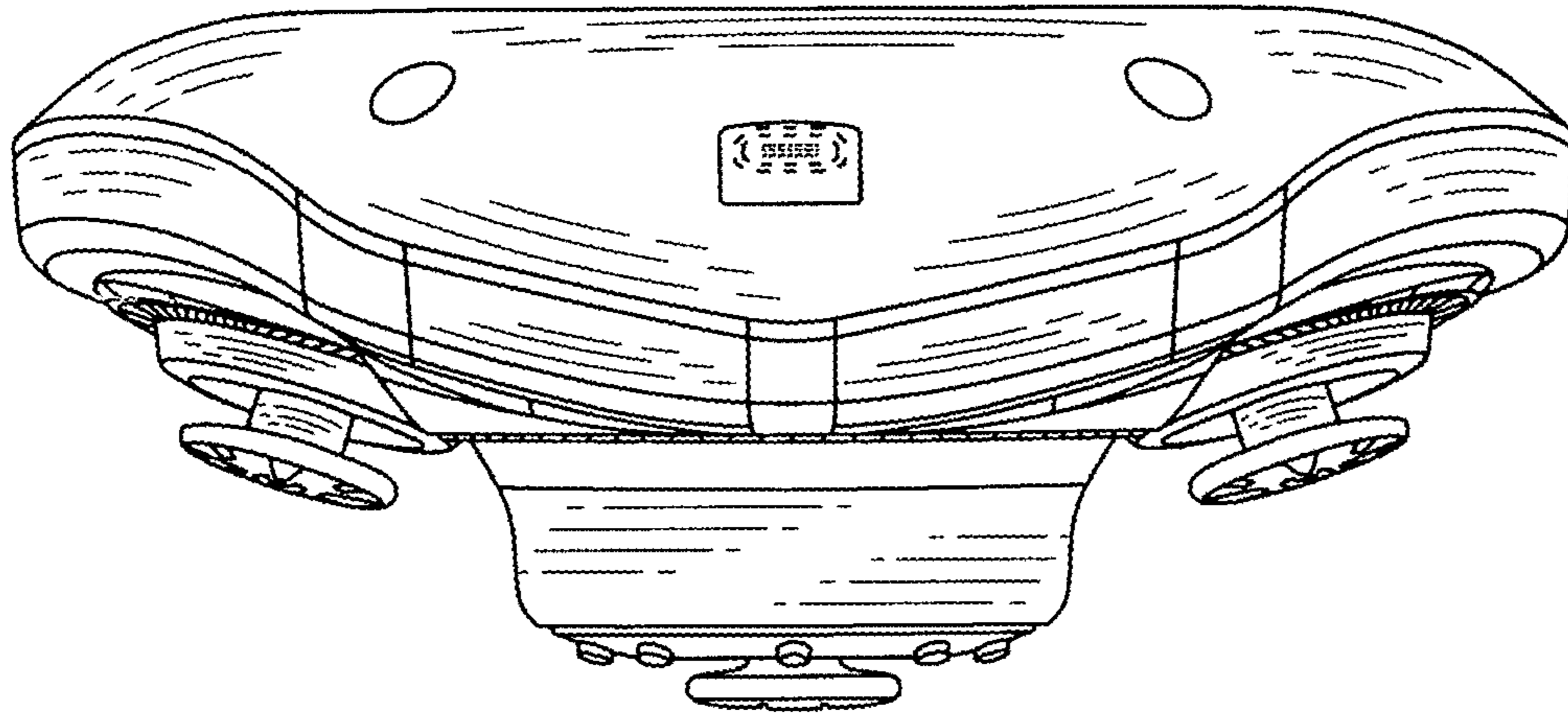


FIG. 6

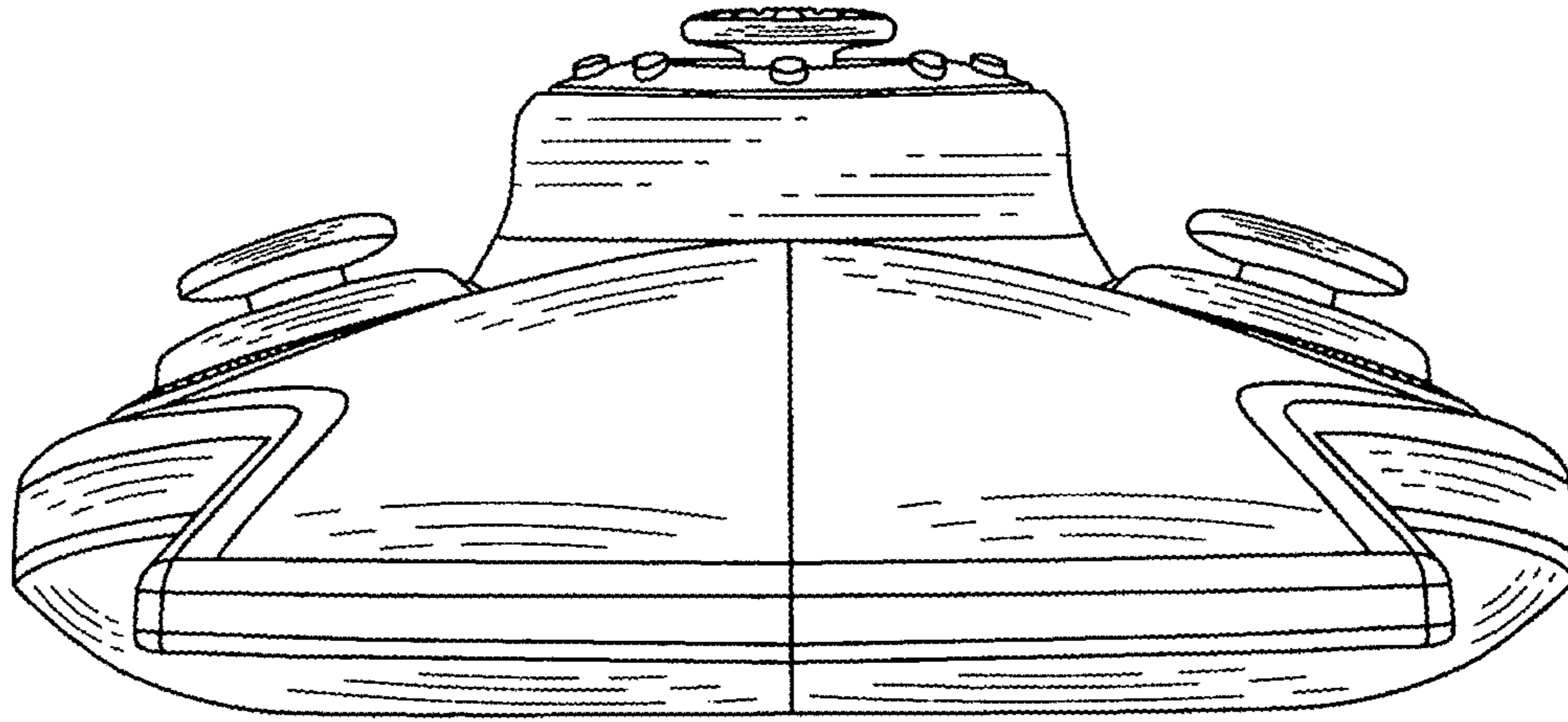


FIG. 7