



US00D928879S

(12) **United States Design Patent**  
**Ouyang**

(10) **Patent No.:** **US D928,879 S**

(45) **Date of Patent:** **\*\* Aug. 24, 2021**

(54) **SHARING STAGE EQUIPMENT**

(71) Applicant: **Yuanhong Ouyang**, Guangdong (CN)

(72) Inventor: **Yuanhong Ouyang**, Guangdong (CN)

(\*\*) Term: **15 Years**

(21) Appl. No.: **29/673,246**

(22) Filed: **Dec. 13, 2018**

(30) **Foreign Application Priority Data**

Jun. 22, 2018 (CN) ..... 201830325040.2

(51) **LOC (13) Cl.** ..... **21-01**

(52) **U.S. Cl.**  
USPC ..... **D21/325**; D14/129; D14/172

(58) **Field of Classification Search**  
USPC .... D14/129, 131, 204, 209.1, 210, 213–215,  
D14/168, 172, 299; D21/325–327, 369;  
D25/1, 16, 59, 12, 18  
CPC ..... H04R 1/26; E04H 3/22  
See application file for complete search history.

(56) **References Cited**

**U.S. PATENT DOCUMENTS**

D151,715 S	*	11/1948	Rettinger	.....	D25/12
D152,903 S	*	3/1949	Principe	.....	D14/131
D156,576 S	*	12/1949	Stone	.....	D14/129
D371,330 S	*	7/1996	Wright	.....	D12/97
D381,434 S	*	7/1997	Greenlee	.....	D25/16
D392,689 S	*	3/1998	Muraki	.....	D21/326
D407,758 S	*	4/1999	Isetani	.....	D21/326
D413,936 S	*	9/1999	Uehara	.....	D21/327
D526,511 S	*	8/2006	Cravens	.....	D14/129
D551,637 S	*	9/2007	Hussaini	.....	D14/129
D672,054 S	*	12/2012	Mertik	.....	D25/18

D737,464 S	*	8/2015	Edlington	.....	D25/62
D835,196 S	*	12/2018	Zelinka	.....	D21/325
D895,147 S	*	9/2020	Oku	.....	D25/1
D919,118 S	*	5/2021	Music	.....	D25/18

**FOREIGN PATENT DOCUMENTS**

CN	305448896	*	11/2019
JP	D1212221	*	7/2004
KR	300623517.0000	*	12/2011

\* cited by examiner

*Primary Examiner* — Brett Miller

(74) *Attorney, Agent, or Firm* — Lerner, David, Littenberg, Krumholz & Mentlik, LLP

(57) **CLAIM**

The ornamental design for a sharing stage equipment, as shown and described.

**DESCRIPTION**

FIG. 1 is a front elevation view of sharing stage equipment according to my new design; FIG. 2 is a rear elevation view thereof; FIG. 3 is a left side elevation view thereof; FIG. 4 is a right side elevation view thereof; FIG. 5 is a front perspective view thereof; FIG. 6 is a left side perspective view thereof; and, FIG. 7 is a bottom perspective view showing a portion of the sharing stage equipment thereof, and particularly showing the ceiling of the sharing stage equipment thereof. The broken lines shown in the drawings are for the purpose of illustrating environmental structure that forms no part of the claimed design. The grayscale drawings include shadows and reflections represented by contrasts in grayscale tone which indicate surface contour, and not surface ornamentation.

**1 Claim, 7 Drawing Sheets**






FIG. 1



FIG. 2




FIG. 3




FIG. 4




FIG. 5



FIG. 6




FIG. 7