



US00D928875S

(12) **United States Design Patent** (10) **Patent No.:** **US D928,875 S**
Yang et al. (45) **Date of Patent:** **** Aug. 24, 2021**

(54) **BOTTLE RECYCLING MACHINE**
(71) Applicant: **Shanghai PEKON Digital Technology Co., Ltd., Shanghai (CN)**
(72) Inventors: **Gang Yang, Shanghai (CN); Yu Wang, Los Altos, CA (US)**
(73) Assignee: **SHANGHAI PEKON DIGITAL TECHNOLOGY CO., LTD., Shanghai (CN)**
(**) Term: **15 Years**
(21) Appl. No.: **29/728,460**
(22) Filed: **Mar. 18, 2020**

(30) **Foreign Application Priority Data**
Dec. 4, 2019 (CN) 201930674610.3
(51) **LOC (13) Cl.** **20-01**
(52) **U.S. Cl.**
USPC **D20/1**
(58) **Field of Classification Search**
USPC D6/661-661.2; D14/125, 126, 129, D14/302-307, 900-902; D20/1-10, 11, D20/12, 15, 17, 19, 20, 22, 40, 41, 42, D20/99; D21/325, 332, 369, 370; D99/28
CPC G06Q 20/18; G07F 7/00; G07F 7/025; G07F 7/08; G07F 7/12; G07F 11/00; G07F 11/02; G07F 11/62; G07F 11/165; G07F 7/069; G07F 17/00; G07F 17/40
See application file for complete search history.

(56) **References Cited**
U.S. PATENT DOCUMENTS
1,832,081 A * 11/1931 Ashe G07F 11/24 194/296
D415,330 S * 10/1999 King D14/900

D419,277 S * 1/2000 Ishii D99/28
D590,387 S * 4/2009 Chen D14/307
D639,800 S * 6/2011 Magruder D14/307
D690,770 S * 10/2013 Sandahl D20/1
D716,792 S * 11/2014 Raymonde Looze D14/307
D721,696 S * 1/2015 Birgeoglu D14/307
D723,025 S * 2/2015 Birgeoglu D14/307
D733,088 S * 6/2015 Garneau D14/172
D751,061 S * 3/2016 Berini D14/307
D762,613 S * 8/2016 Garneau D14/172
D772,838 S * 11/2016 Tooker D14/173
D773,554 S * 12/2016 Zong D18/4.4
D782,467 S * 3/2017 Bladwell D14/307
D840,390 S * 2/2019 Mangeot D14/307
D854,538 S * 7/2019 Szeredi D14/307
D854,539 S * 7/2019 Szeredi D14/307
D889,455 S * 7/2020 Birgeoglu D14/307
D896,310 S * 9/2020 Dickson D20/1

* cited by examiner

Primary Examiner — Mary Ann Calabrese
Assistant Examiner — Catherine Ho
(74) *Attorney, Agent, or Firm* — Tianhua Gu; Global IP Services

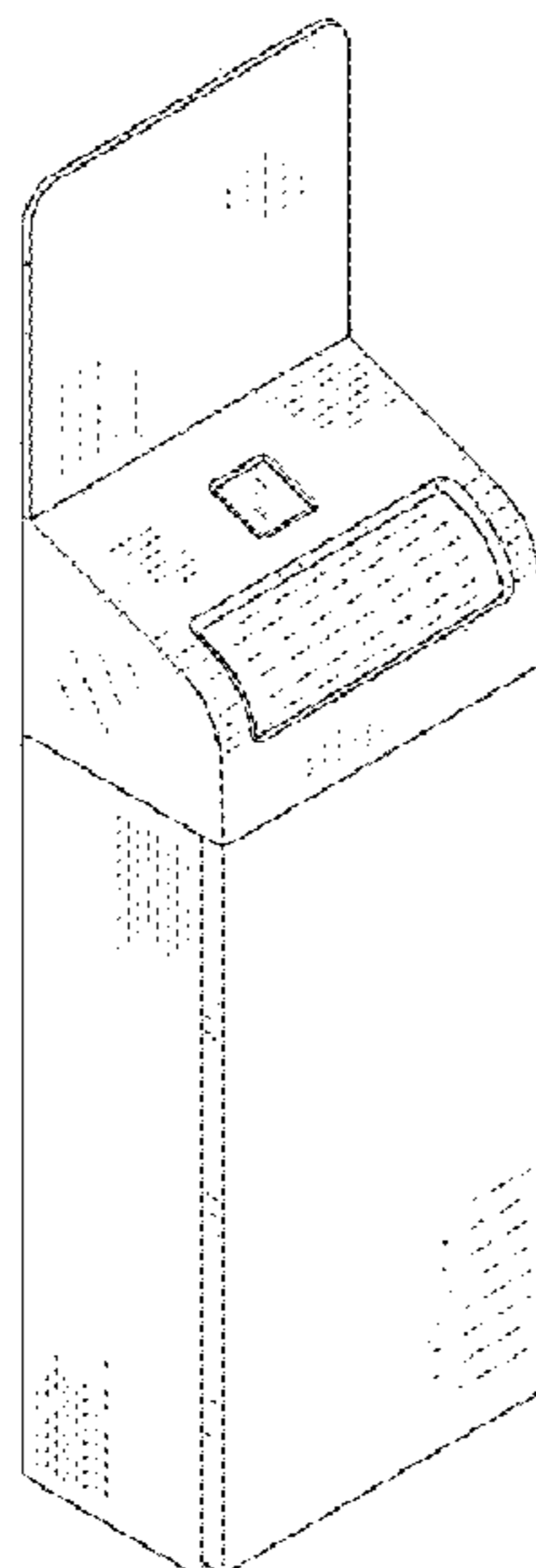
(57) **CLAIM**

We claim the ornamental design for a bottle recycling machine, as shown and described.

DESCRIPTION

FIG. 1 is a front elevational view of a bottle recycling machine, showing our new design;
FIG. 2 is a rear elevational view thereof;
FIG. 3 is a left side elevational view thereof;
FIG. 4 is a right side elevational view thereof;
FIG. 5 is a top plan view thereof;
FIG. 6 is a bottom plan view thereof; and,
FIG. 7 is a top front left perspective view thereof.

1 Claim, 5 Drawing Sheets






FIG. 1




FIG.2

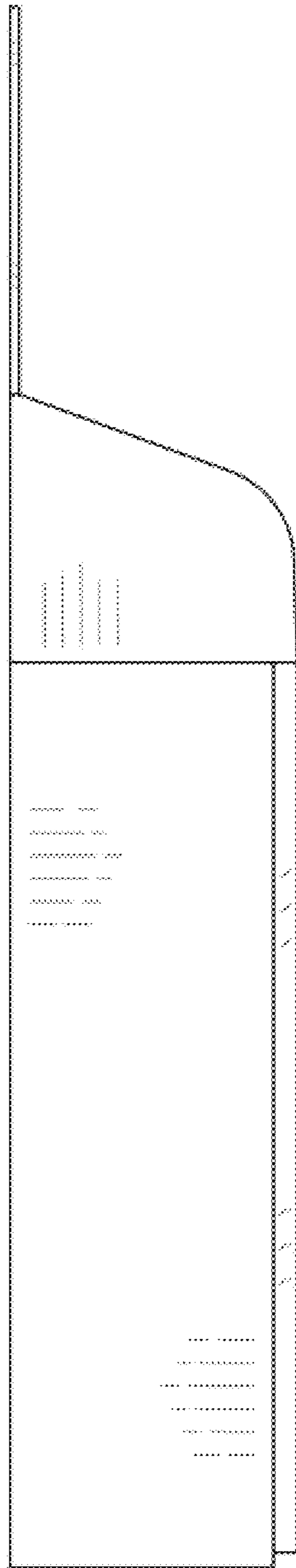


FIG. 3




FIG. 4

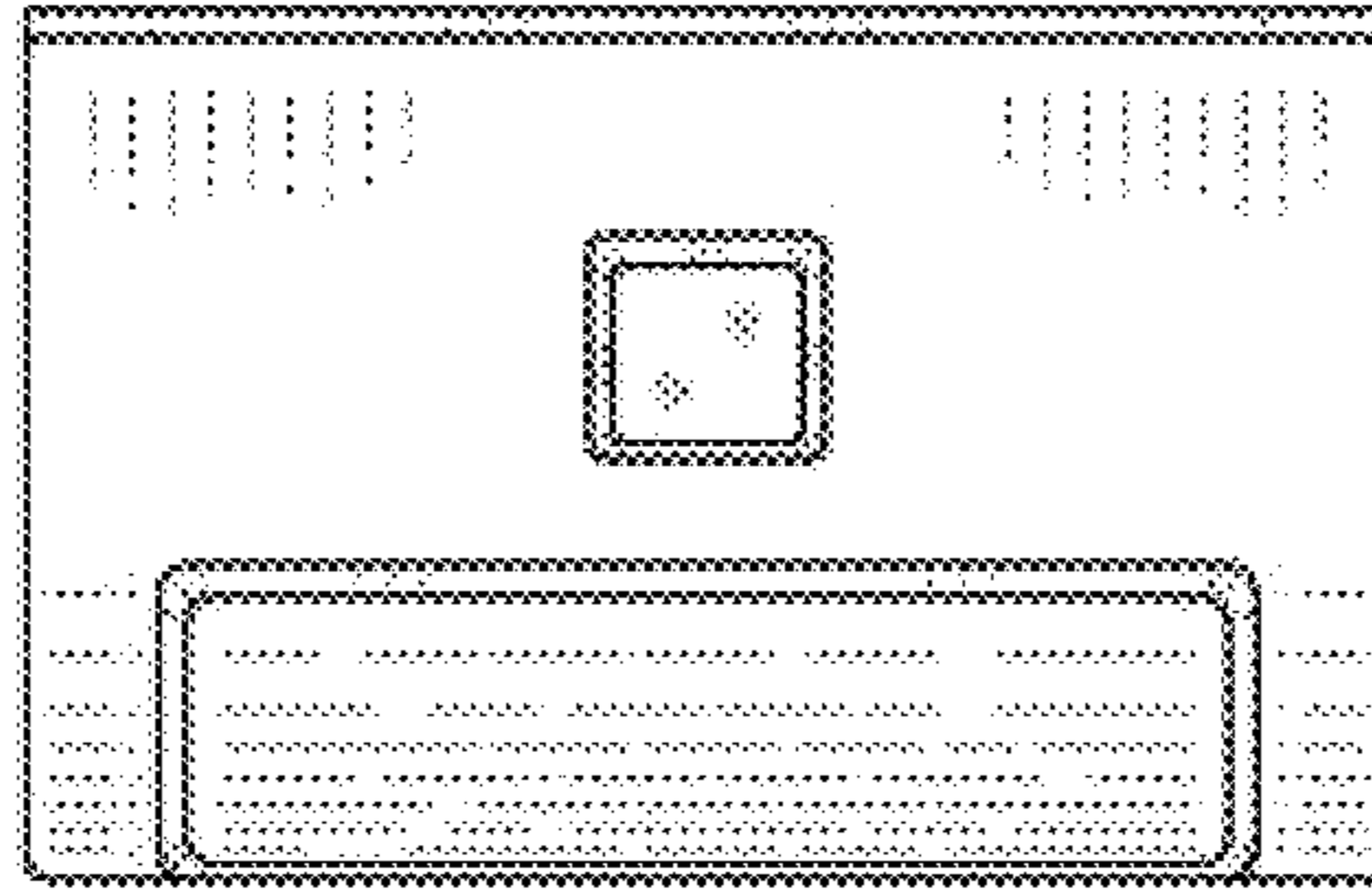


FIG.5




FIG.6

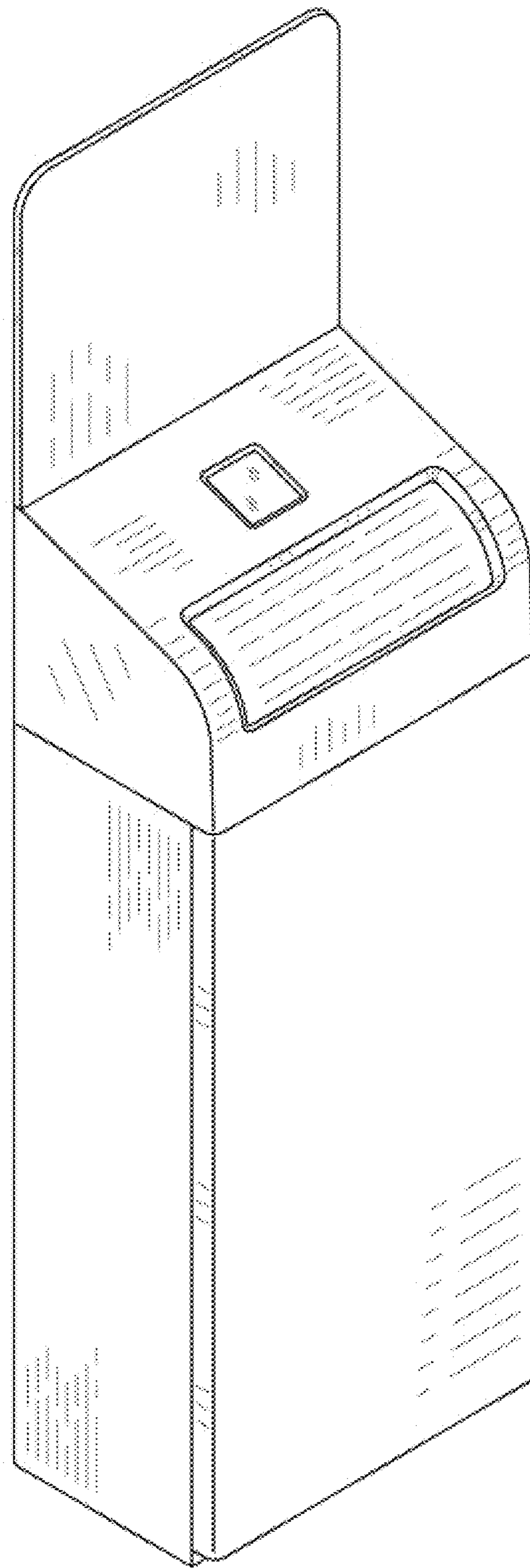


FIG. 7