



US00D928803S

(12) **United States Design Patent** (10) **Patent No.:** **US D928,803 S**
Faller et al. (45) **Date of Patent:** **** *Aug. 24, 2021**

(54) **DISPLAY PANEL OF A PROGRAMMED COMPUTER SYSTEM WITH A GRAPHICAL USER INTERFACE**

(71) Applicant: **Perceptive Automata, Inc.**, Boston, MA (US)

(72) Inventors: **Avery Wagner Faller**, Boston, MA (US); **Samuel English Anthony**, Somerville, MA (US)

(73) Assignee: **Perceptive Automata, Inc.**, Boston, MA (US)

(*) Notice: This patent is subject to a terminal disclaimer.

(**) Term: **15 Years**

(21) Appl. No.: **29/694,706**

(22) Filed: **Jun. 12, 2019**

(51) **LOC (13) Cl.** **14-04**

(52) **U.S. Cl.**
USPC **D14/485; D14/495**

(58) **Field of Classification Search**
USPC D14/485–495
CPC G06F 3/048–04897
See application file for complete search history.

(56) **References Cited**

U.S. PATENT DOCUMENTS

D395,292 S *	6/1998	Vu	D14/489
D549,725 S *	8/2007	Niiijima	D14/491
D644,662 S *	9/2011	Gardner	D14/495
D650,802 S *	12/2011	Jang	D14/495
D667,451 S *	9/2012	Wujcik	D14/492
D677,275 S *	3/2013	Wujcik	D14/492

(Continued)

OTHER PUBLICATIONS

Perceptive Automata Uses Neuroscience to Help AVs Predict Intent, by Sarah Schmid Stevenson, dated Jun. 19, 2019, xconomy.com [online]. Retrieved Mar. 26, 2021 from internet <URL:https://

xconomy.com/detroit-ann-arbor/2019/06/19/perceptive-automata-uses-neuroscience-to-help-avs-predict-intent/attachment/perceptive-automata/ (Year: 2019).*

Primary Examiner — Andrew T Nemeth

(74) *Attorney, Agent, or Firm* — Fenwick & West LLP

(57) **CLAIM**

What is claimed is the ornamental design for a display panel of a programmed computer system with a graphical user interface, as shown and described.

DESCRIPTION

This invention was made with government support under Award No. 1738479 awarded by National Science Foundation's Division of Industrial Innovation and Partnerships (IIP). The government has certain rights in the invention.

FIG. 1 is a front view of a first embodiment of a display panel of a programmed computer system with a graphical user interface;

FIG. 2 is a front view of a second embodiment of a display panel of a programmed computer system with a graphical user interface;

FIG. 3 is a front view of a third embodiment of a display panel of a programmed computer system with a graphical user interface;


FIG. 4 is a front view of a fourth embodiment of a display panel of a programmed computer system with a graphical user interface;

FIG. 5 is a front view of a fifth embodiment of a display panel of a programmed computer system with a graphical user interface; and,

FIG. 6 is a front view of a sixth embodiment of a display panel of a programmed computer system with a graphical user interface.

The broken lines in the drawings illustrate portions of the article of manufacture and form no part of the claimed design.

1 Claim, 6 Drawing Sheets



(56)

References Cited

U.S. PATENT DOCUMENTS

D681,052	S	*	4/2013	Woo	D14/492
D730,404	S	*	5/2015	Yu	D14/495
D742,920	S	*	11/2015	Yu	D14/495
D744,539	S	*	12/2015	Brunner	D14/495
D749,639	S	*	2/2016	Lim	D14/495
D750,125	S	*	2/2016	Yang	D14/488
D757,115	S	*	5/2016	Butcher	D14/495
D784,397	S	*	4/2017	Kim	D14/487
D803,870	S	*	11/2017	Landry	D14/488
D825,609	S	*	8/2018	Andrizzi	D14/487
D826,240	S	*	8/2018	Andrizzi	D14/485
D826,255	S	*	8/2018	Andrizzi	D14/487
D832,887	S	*	11/2018	Feldman	D14/491
D836,722	S	*	12/2018	Worrall	D20/11
D839,900	S	*	2/2019	Gan	D14/486
D855,656	S	*	8/2019	Mu	D14/495
D869,502	S	*	12/2019	Felder	D14/495
D870,774	S	*	12/2019	Chen	D14/495
D877,171	S	*	3/2020	Poindexter	D14/486
D883,311	S	*	5/2020	Lepine	D14/486
D892,164	S	*	8/2020	Wheeler	D14/489
D906,848	S	*	1/2021	Yoo	D10/109.1
D906,849	S	*	1/2021	Yoo	D10/109.1
10,922,743	B1	*	2/2021	Andrizzi	G06Q 30/0633
D913,299	S	*	3/2021	Sakurai	D14/485
2003/0174177	A1	*	9/2003	Tsukuda	G06K 15/005 715/810
2004/0181984	A1	*	9/2004	Brozyna	G09F 7/00 40/538
2010/0281374	A1	*	11/2010	Schulz	G06F 3/0482 715/723
2017/0300762	A1	*	10/2017	Ishii	G01C 21/26

* cited by examiner

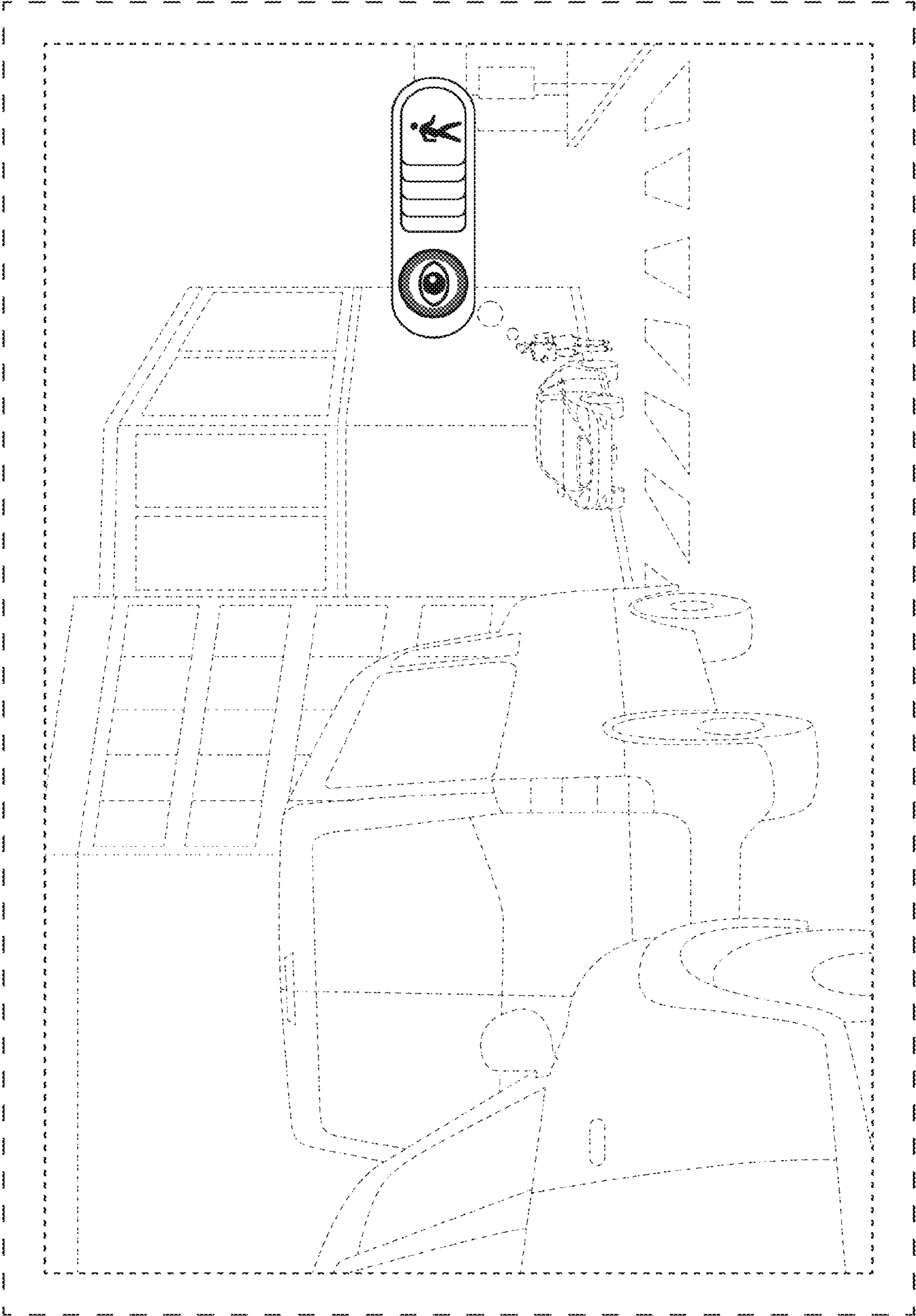


FIG. 1

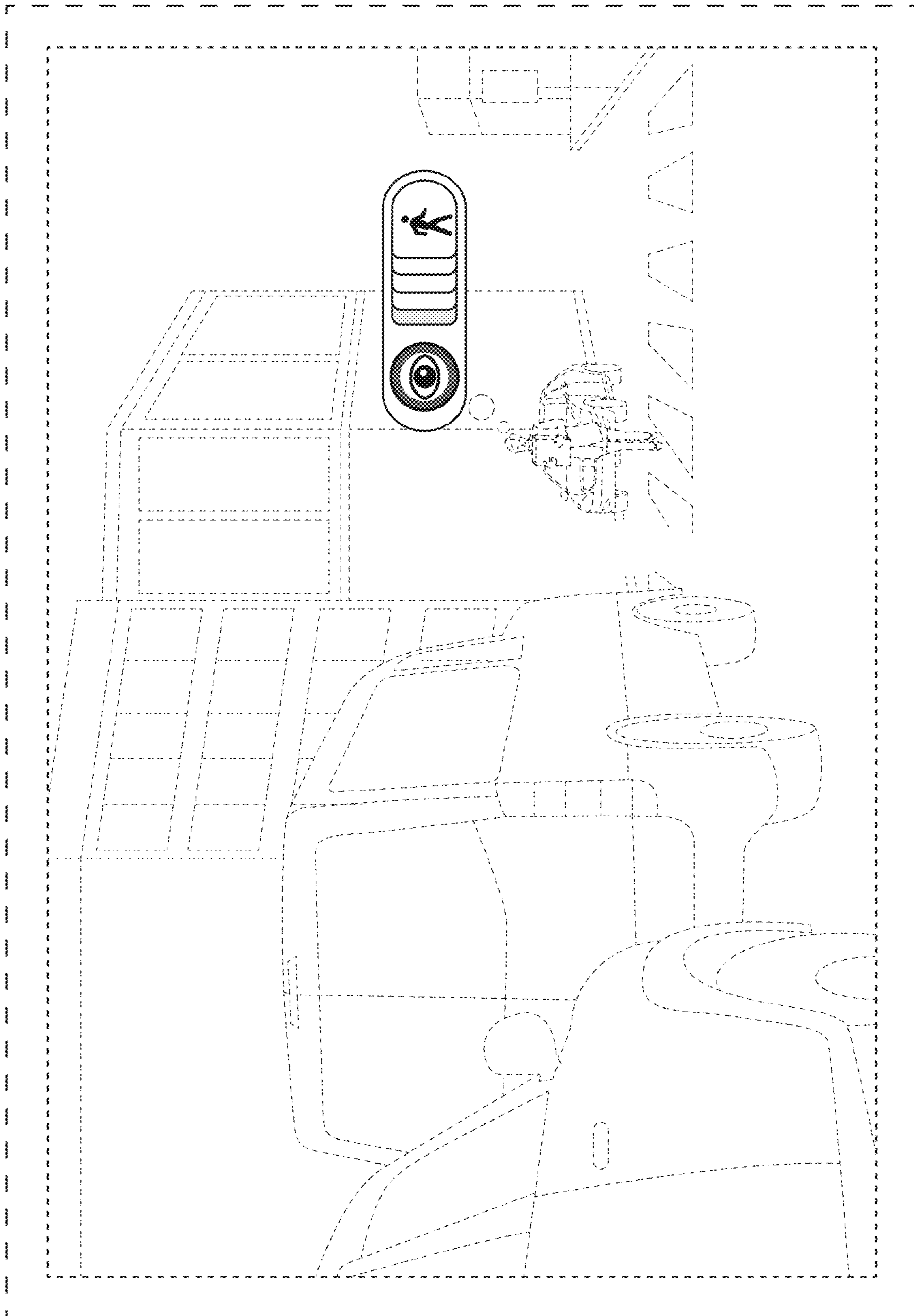


FIG. 2

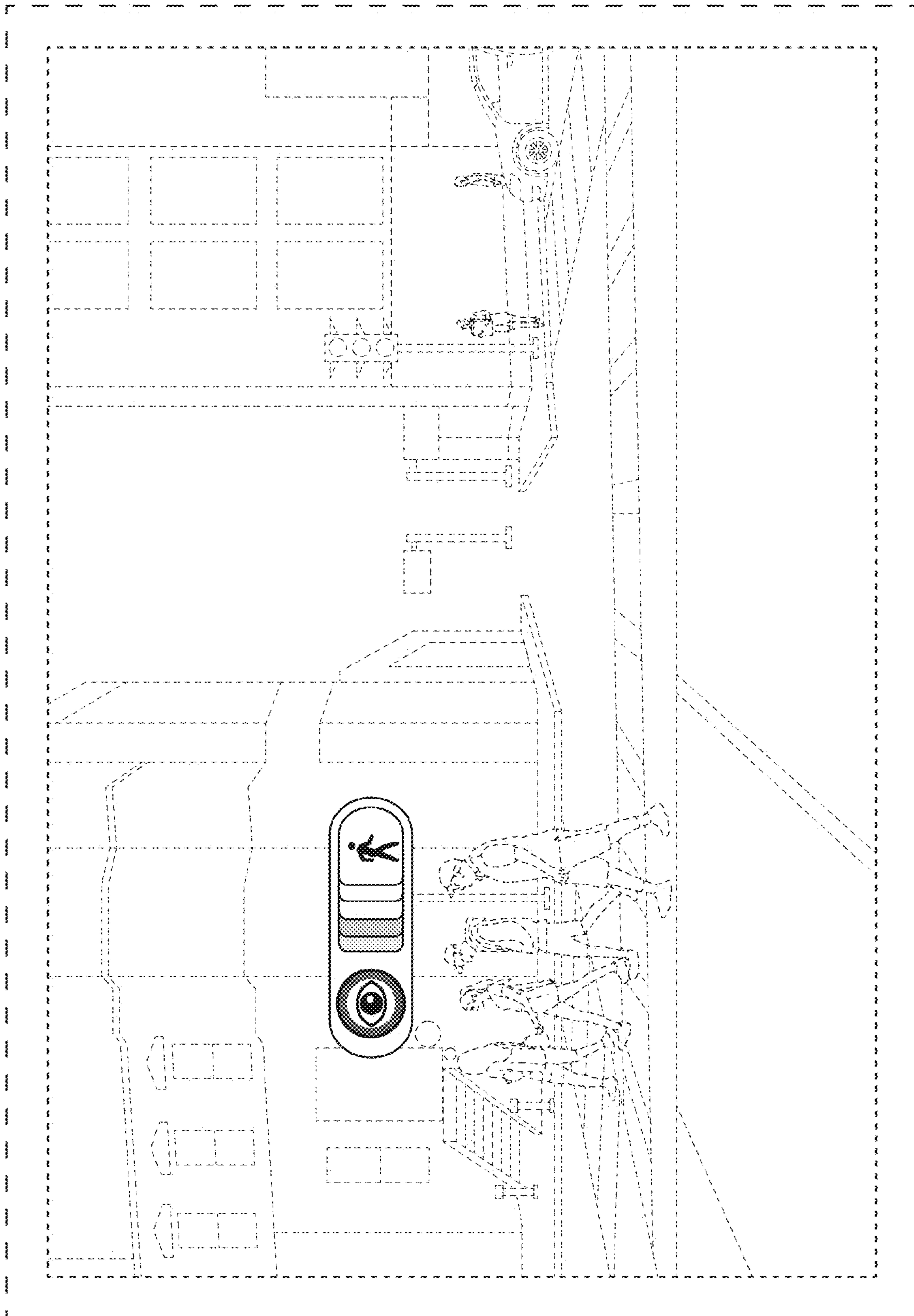


FIG. 3

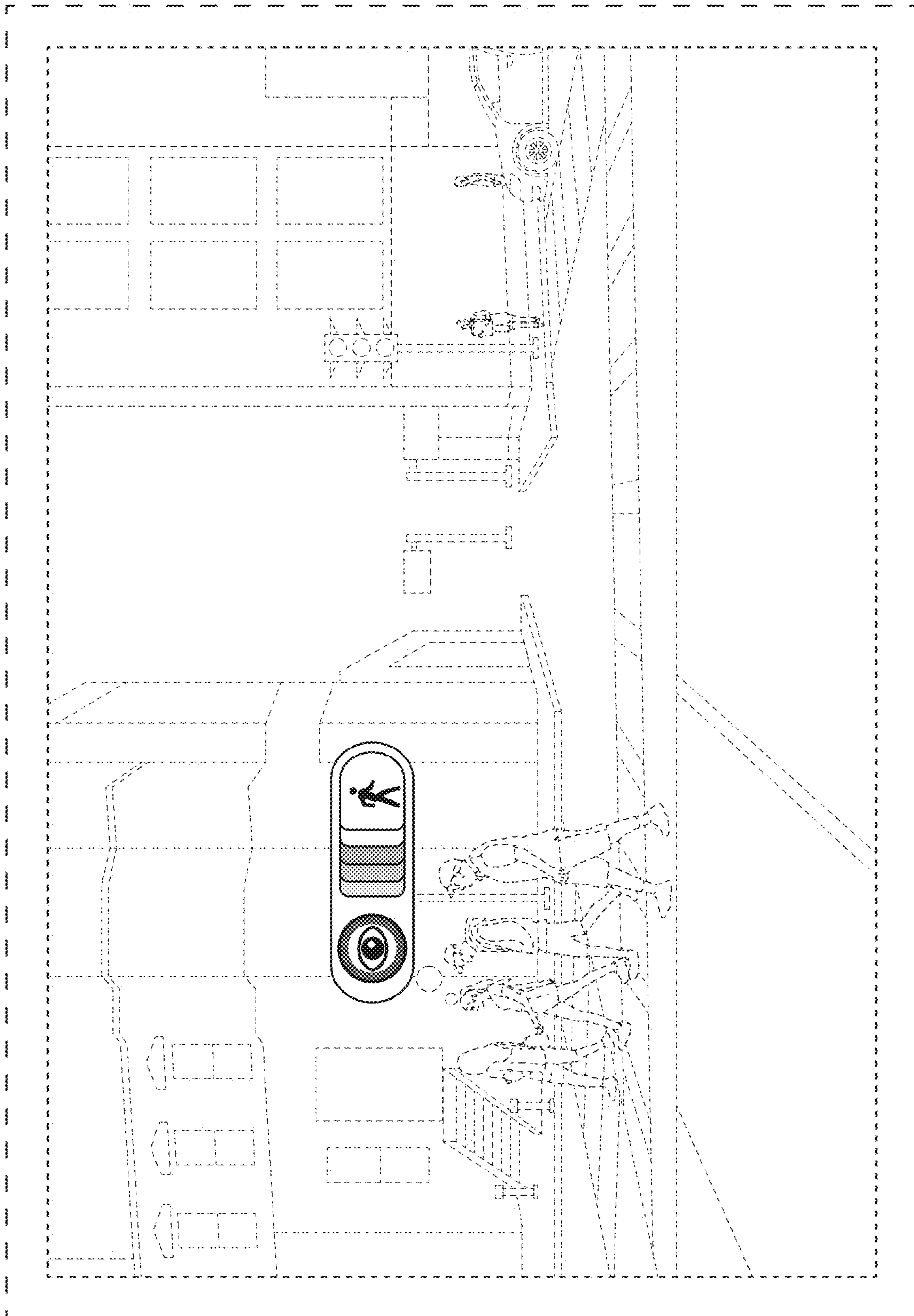


FIG. 4

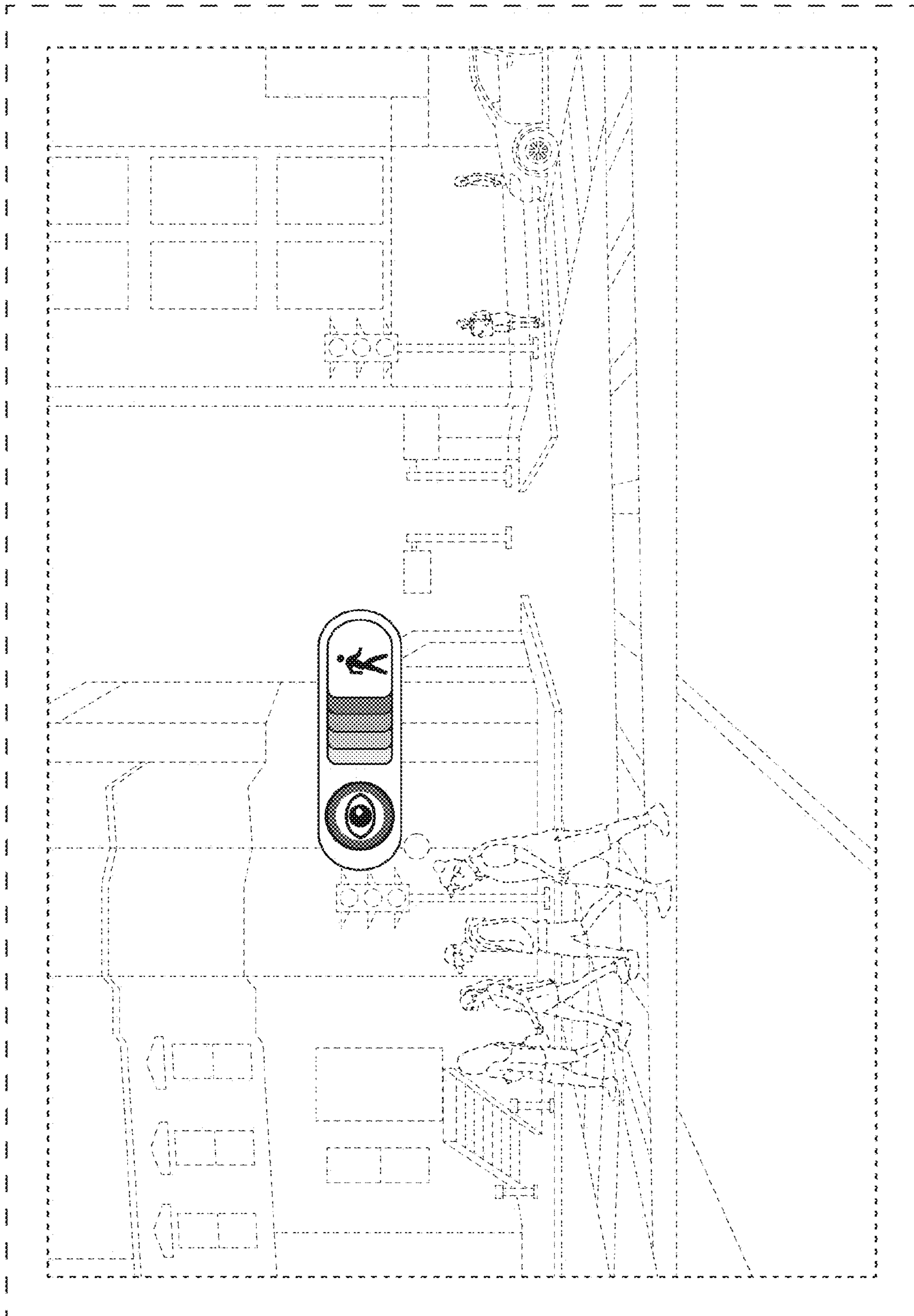


FIG. 5

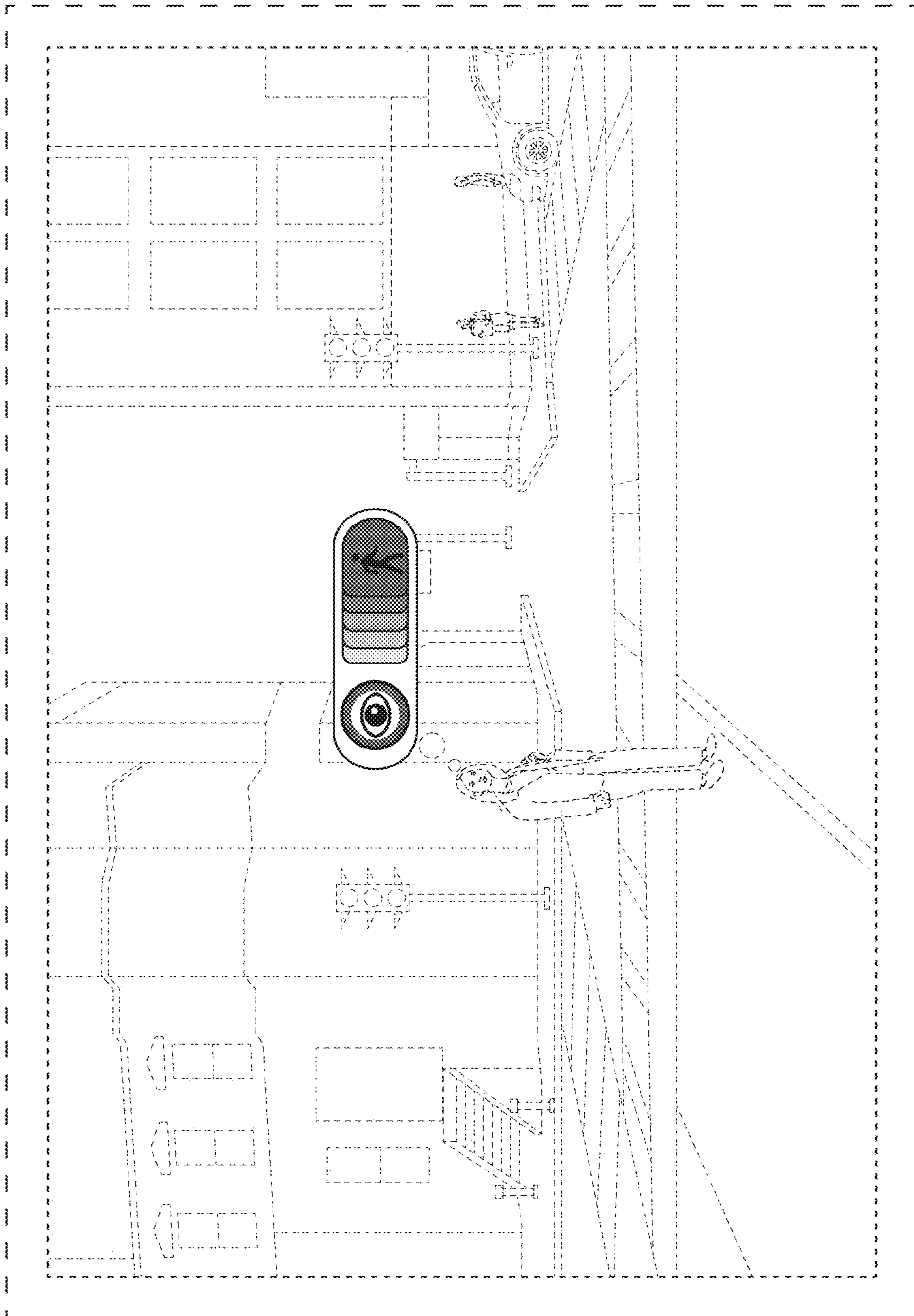


FIG. 6