



US00D928791S

(12) **United States Design Patent**  
**Li**

(10) **Patent No.:** **US D928,791 S**

(45) **Date of Patent:** **\*\* Aug. 24, 2021**

(54) **TABLET HOLDER**

(71) Applicant: **SHENZHEN CHICHENYUN NETWORK TECHNOLOGY CO., LTD**, Shenzhen (CN)

(72) Inventor: **Jinxiong Li**, Shenzhen (CN)

(73) Assignee: **SHENZHEN CHICHENYUN NETWORK TECHNOLOGY CO., LTD**, Shenzhen (CN)

(\*\*) Term: **15 Years**

(21) Appl. No.: **29/763,796**

(22) Filed: **Dec. 24, 2020**

(51) **LOC (13) Cl.** ..... **08-07**

(52) **U.S. Cl.**  
USPC ..... **D14/447**

(58) **Field of Classification Search**  
USPC ..... D14/447, 432, 434, 439, 440, 451, 452, D14/457, 239, 253; D8/363, 373, 380; D6/406.3, 406.4, 406.5, 406.6; D12/415  
CPC ..... A47B 21/04; A47B 2097/006; A47B 2097/005; A47B 2023/049; A45C 2011/002; A45C 2011/003; F16M 2200/00; F16M 13/00  
See application file for complete search history.

(56) **References Cited**

**U.S. PATENT DOCUMENTS**

D365,461 S \* 12/1995 Falter ..... D19/88  
D642,582 S \* 8/2011 Largy ..... D14/447  
D643,845 S \* 8/2011 Hong ..... D14/447

D666,995 S \* 9/2012 TerMeer ..... D14/217  
D696,258 S \* 12/2013 Padilla ..... D14/447  
D699,246 S \* 2/2014 Ringlein ..... D14/447  
D703,216 S \* 4/2014 Klepar ..... D14/447  
D706,784 S \* 6/2014 Mills ..... D14/447  
D808,947 S \* 1/2018 Taniho ..... D14/253  
D837,799 S \* 1/2019 Chan ..... D14/451  
D842,849 S \* 3/2019 Yun ..... D14/253  
D872,095 S 1/2020 Miniard  
D879,791 S 3/2020 Li  
D881,022 S \* 4/2020 Long ..... D10/2  
2018/0136695 A1 \* 5/2018 Lo ..... H04R 1/02

\* cited by examiner

*Primary Examiner* — Angela J Lee


(57) **CLAIM**

The ornamental design for a tablet holder, as shown and described.

**DESCRIPTION**

FIG. 1 is a perspective view of a tablet holder showing my new design;  
FIG. 2 is another perspective view thereof;  
FIG. 3 is a front elevational view thereof;  
FIG. 4 is a rear elevational view thereof;  
FIG. 5 is a left side elevational view thereof;  
FIG. 6 is a right side elevational view thereof;  
FIG. 7 is a top plan view thereof;  
FIG. 8 is a bottom plan view thereof; and,  
FIG. 9 is a perspective view of the tablet holder where the tablet holder is in a closed state.  
The broken lines in the drawings depict portions of the tablet holder that form no part of the claimed design.

**1 Claim, 9 Drawing Sheets**






FIG. 1

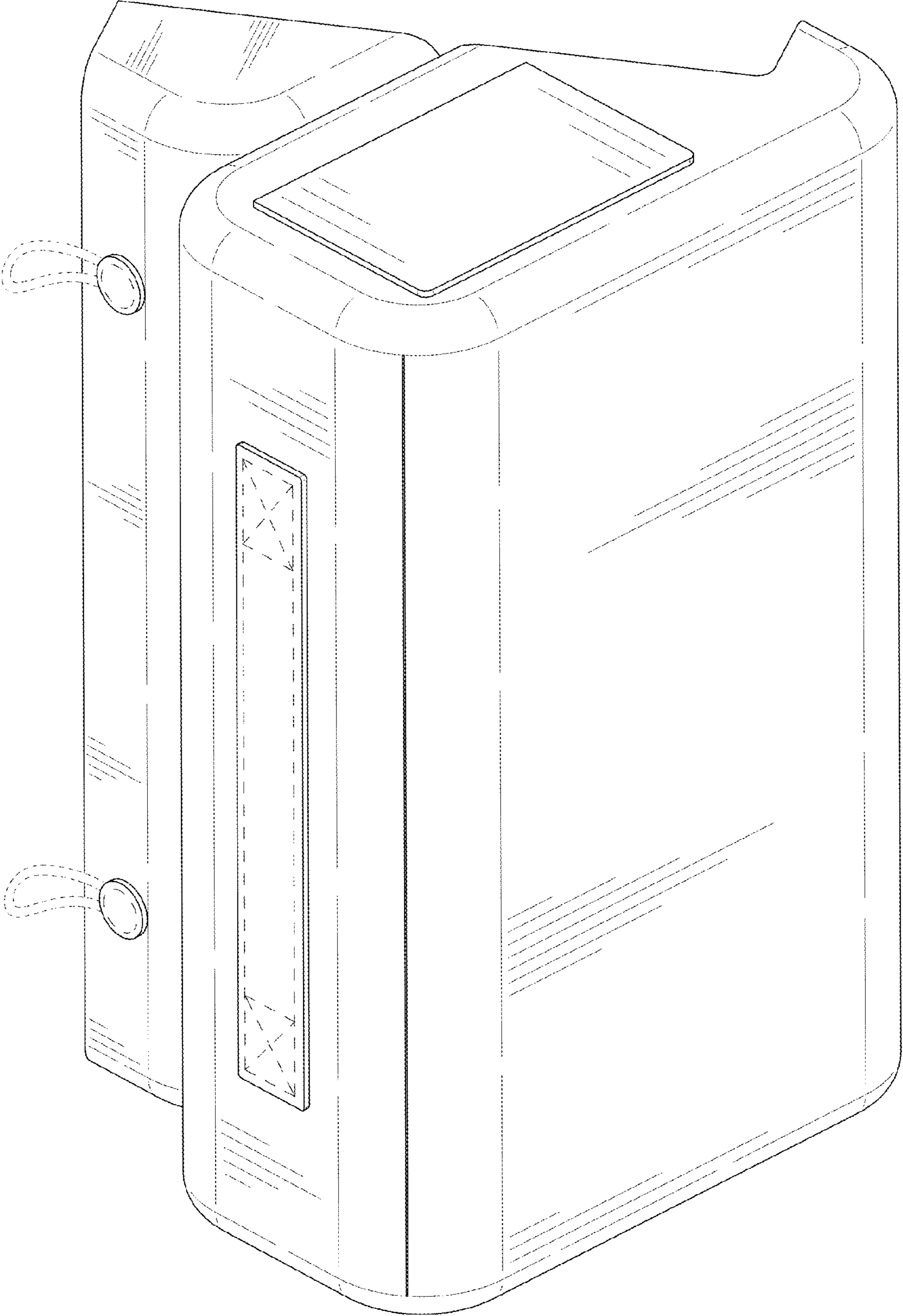


FIG. 2




FIG. 3

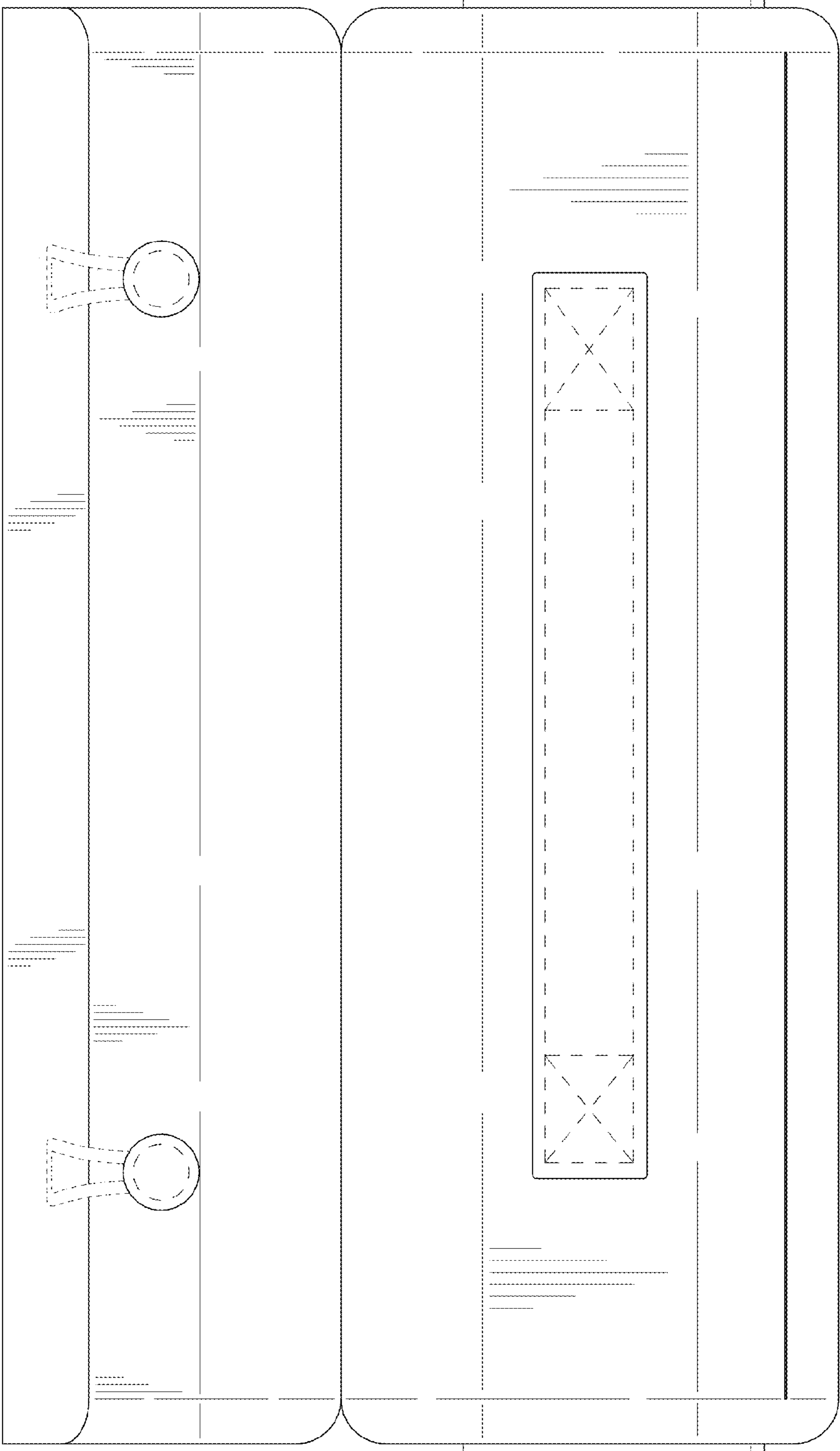


FIG. 4



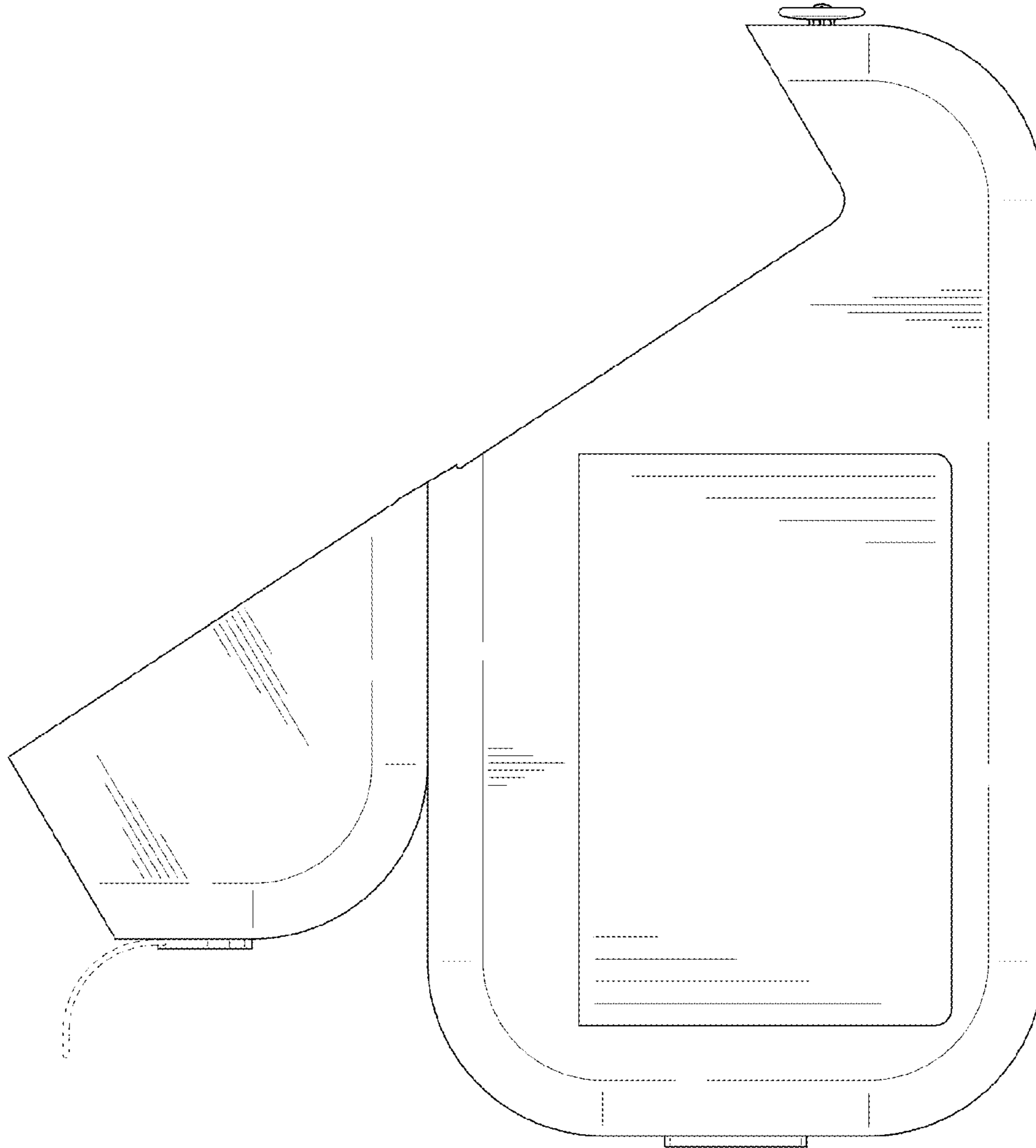


FIG. 5

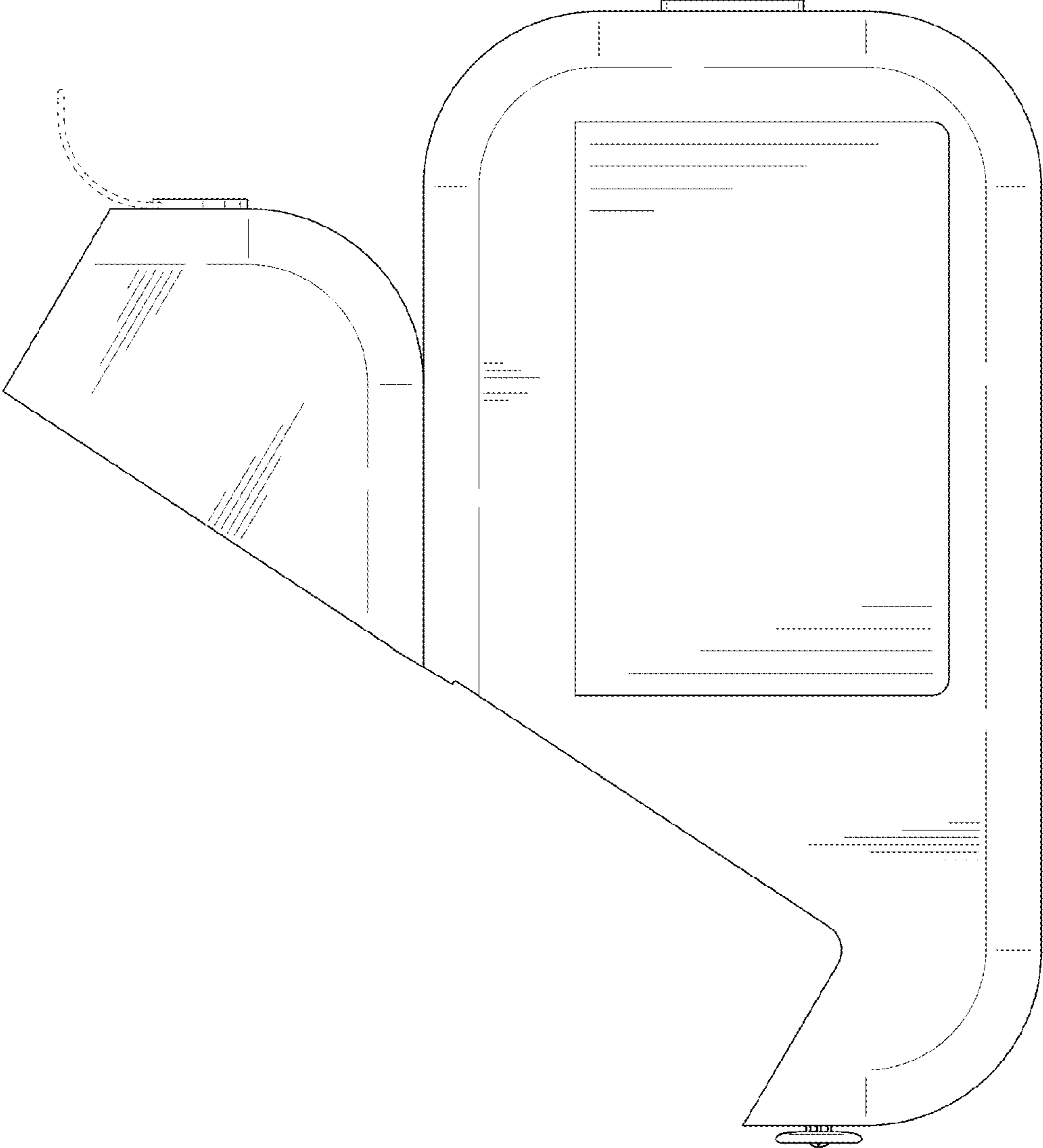


FIG. 6




FIG. 7






FIG. 8




FIG. 9