



US00D928789S

(12) **United States Design Patent** (10) **Patent No.:** **US D928,789 S**
Guzman et al. (45) **Date of Patent:** **** Aug. 24, 2021**

(54) **INFORMATION HANDLING SYSTEM BEZEL HAVING MULTI-ANGLED REFLECTIVE SURFACES**

Industries Co., online, site visited Mar. 13, 2021. Available at URL: https://www.deepcool.com/product/case/2018-11/9_9973.shtml (Year: 2019).*

(71) Applicant: **Dell Products L.P.**, Round Rock, TX (US)

Primary Examiner — Lakiya G Rogers
Assistant Examiner — Altaira J Swangin

(72) Inventors: **Richard William Guzman**, Austin, TX (US); **Richard Andrew Crisp**, Austin, TX (US)

(74) *Attorney, Agent, or Firm* — Zagorin Cave LLP; Robert W. Holland

(73) Assignee: **Dell Products L.P.**, Round Rock, TX (US)

(57) **CLAIM**

We claim the ornamental design for an information handling system bezel having multi-angled reflective surfaces, as shown and described.

(**) Term: **15 Years**

DESCRIPTION

(21) Appl. No.: **29/690,149**

FIG. 1 is a front perspective view of the information handling system bezel having multi-angled reflective surfaces;

(22) Filed: **May 6, 2019**

FIG. 2 is a front elevation view thereof;

(51) **LOC (13) Cl.** **14-02**

FIG. 3 is a rear elevation view thereof;

(52) **U.S. Cl.**

FIG. 4 is a right side view thereof;

USPC **D14/441**

FIG. 5 is a left side view thereof;

(58) **Field of Classification Search**

USPC D14/140.1, 140.2, 140.3, 219, 240, 242, D14/301-302, 308, 311-312, 348-349,

FIG. 6 is a top view thereof;

(Continued)

FIG. 7 is a bottom view thereof;
FIG. 8 is a front perspective view of the information handling system bezel having multi-angled reflective surfaces shown with environment;

(56) **References Cited**

U.S. PATENT DOCUMENTS

3,041,785 A * 7/1962 MacDonald E04F 15/08 52/309.3

D237,711 S * 11/1975 Johansson D23/388

(Continued)

FIG. 9 is a partial front left perspective view thereof shown at an enlarged scale with light reflected from a light source aligned at a first angle;

FOREIGN PATENT DOCUMENTS

CN 302797572 * 4/2014
CN 306129256 * 10/2020

FIG. 10 is a partial front left perspective view thereof shown at an enlarged scale with light reflected from a light source aligned at a second angle;

FIG. 11 is a partial front left perspective view thereof shown at an enlarged scale with light reflected from a light source aligned at a third angle; and,


OTHER PUBLICATIONS

E-Shield Computer Case, DeepCool, deepcool.com, author unlisted, published Apr. 15, 2019 per wayback machine © 1996-2019 Deepcool

FIG. 12 is another partial front left perspective detail view thereof shown at an enlarged scale with light reflected from a light source aligned at a fourth angle.

The stipple shading in FIGS. 1-12 illustrates a change in appearance on the angled surfaces as they reflect light from a light source at different angles.

(Continued)



The broken lines showing the rest of the information handling system in FIG. 8 illustrate environment that forms no part of the claimed design. The broken lines along the right and bottom edges of FIGS. 9-12 illustrate boundaries of the figures and form no part thereof.

1 Claim, 10 Drawing Sheets

(58) **Field of Classification Search**

USPC D14/351-359, 440-442, 444-446, 450;
 D13/103, 110-112, 122, 158-160, 184;
 D23/193, 209, 224, 257, 270, 327,
 D23/364-366, 388, 392, 449-450
 CPC . G06F 1/181; H05K 5/00; H05K 5/03; H05K
 5/04

See application file for complete search history.

(56) **References Cited**

U.S. PATENT DOCUMENTS

D258,386 S * 2/1981 Juett D23/422
 D274,588 S * 7/1984 Swanson D6/582
 D317,570 S * 6/1991 Kryk D9/434
 D422,035 S * 3/2000 Cyrus D21/491
 D431,822 S * 10/2000 Armstrong D14/349
 D477,599 S * 7/2003 Crisp D14/350
 D528,193 S * 9/2006 Lee D23/261
 D532,789 S * 11/2006 Lin D14/444
 D607,585 S * 1/2010 Larson D25/138

D647,523 S * 10/2011 Su D14/349
 D650,383 S * 12/2011 Utsuki D14/364
 D653,667 S * 2/2012 Wallace D14/444
 D653,893 S * 2/2012 Huss F16B 5/07
 D667,695 S * 9/2012 Shimizu D7/587
 D667,696 S * 9/2012 Shimizu D7/587
 D677,223 S * 3/2013 Cho D13/110
 D679,838 S * 4/2013 Amend D25/163
 D681,993 S * 5/2013 Huss D6/592
 D689,854 S 9/2013 Morton et al.
 D690,694 S * 10/2013 Utsuki D14/364
 D706,058 S * 6/2014 Robbins, III D6/582
 D709,510 S * 7/2014 Soare D14/440
 D720,437 S * 12/2014 Togawa D23/261
 D723,244 S * 3/2015 King D1/128
 D733,134 S * 6/2015 Utsuki D14/364
 D733,135 S * 6/2015 Utsuki D14/364
 D739,386 S * 9/2015 Gattinger D14/219
 D748,093 S * 1/2016 Russette D14/356
 D763,208 S * 8/2016 Besterman D13/184
 D763,246 S 8/2016 Jasinski et al.
 D764,040 S * 8/2016 Cho D23/365
 D775,864 S * 1/2017 Bertoncello D6/605
 D788,051 S * 5/2017 Besterman D13/184
 D814,051 S * 3/2018 Darrow D25/106
 D814,461 S 4/2018 Latto et al.
 D816,659 S * 5/2018 Latto D14/314
 D853,550 S * 7/2019 Kingsbury D23/388
 D879,790 S * 3/2020 Donachy D14/444
 D890,308 S * 7/2020 Meyers D23/261
 D894,634 S * 9/2020 Schluter D6/586
 10,788,868 B1 * 9/2020 Crisp G06F 1/20
 D907,075 S * 1/2021 Kim D15/89

* cited by examiner




FIG. 1




FIG. 2




FIG. 3




FIG. 4

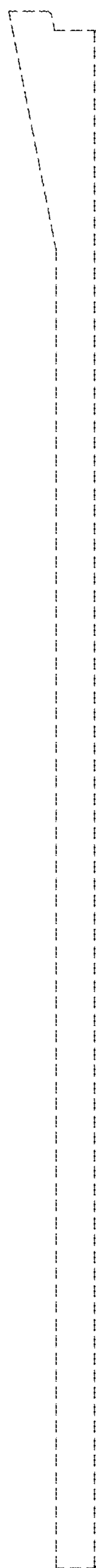


FIG. 5

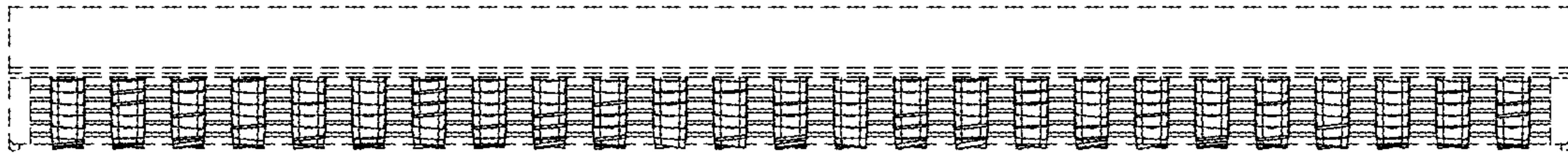


FIG. 6




FIG. 7

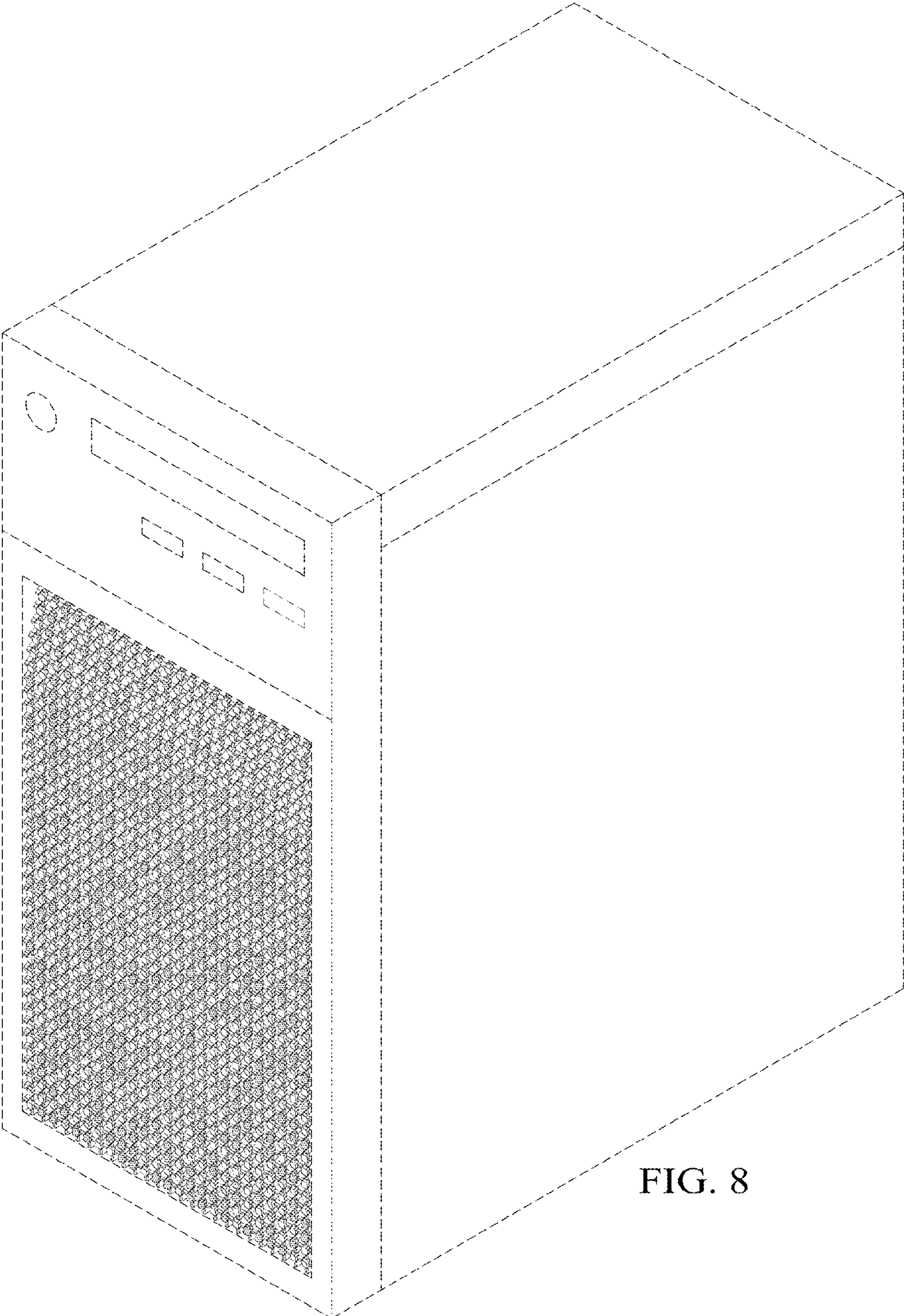


FIG. 8

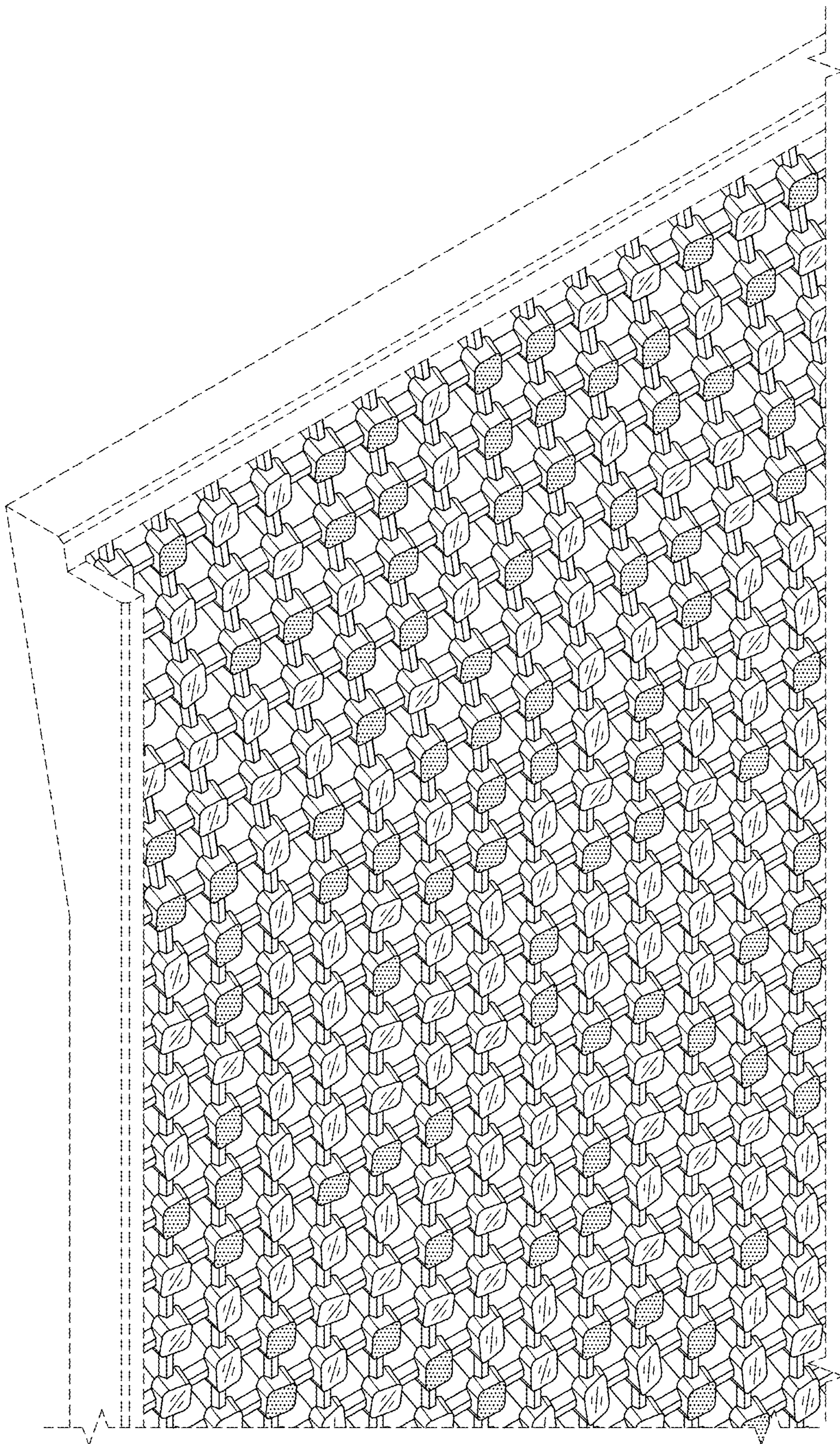


FIG. 9

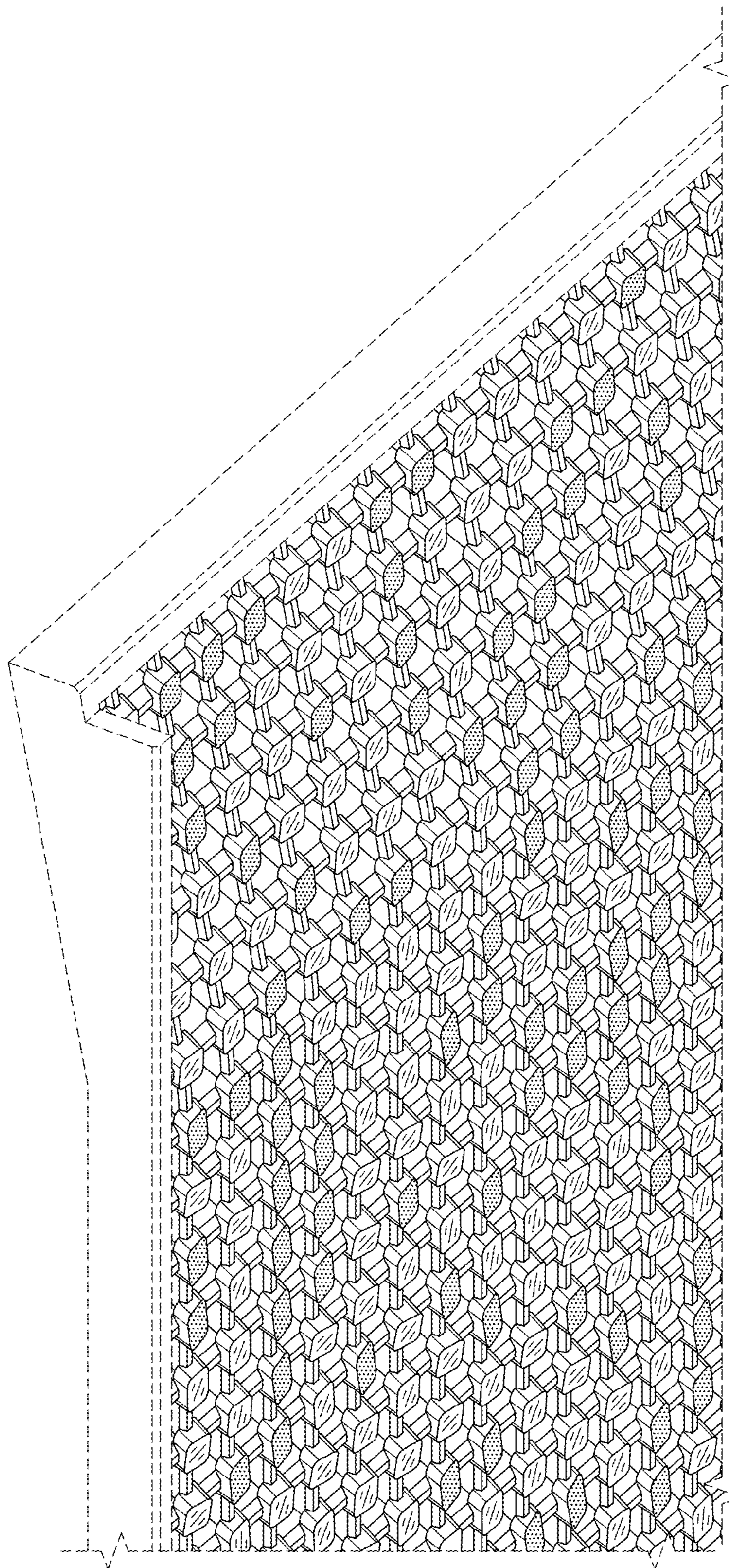


FIG. 10

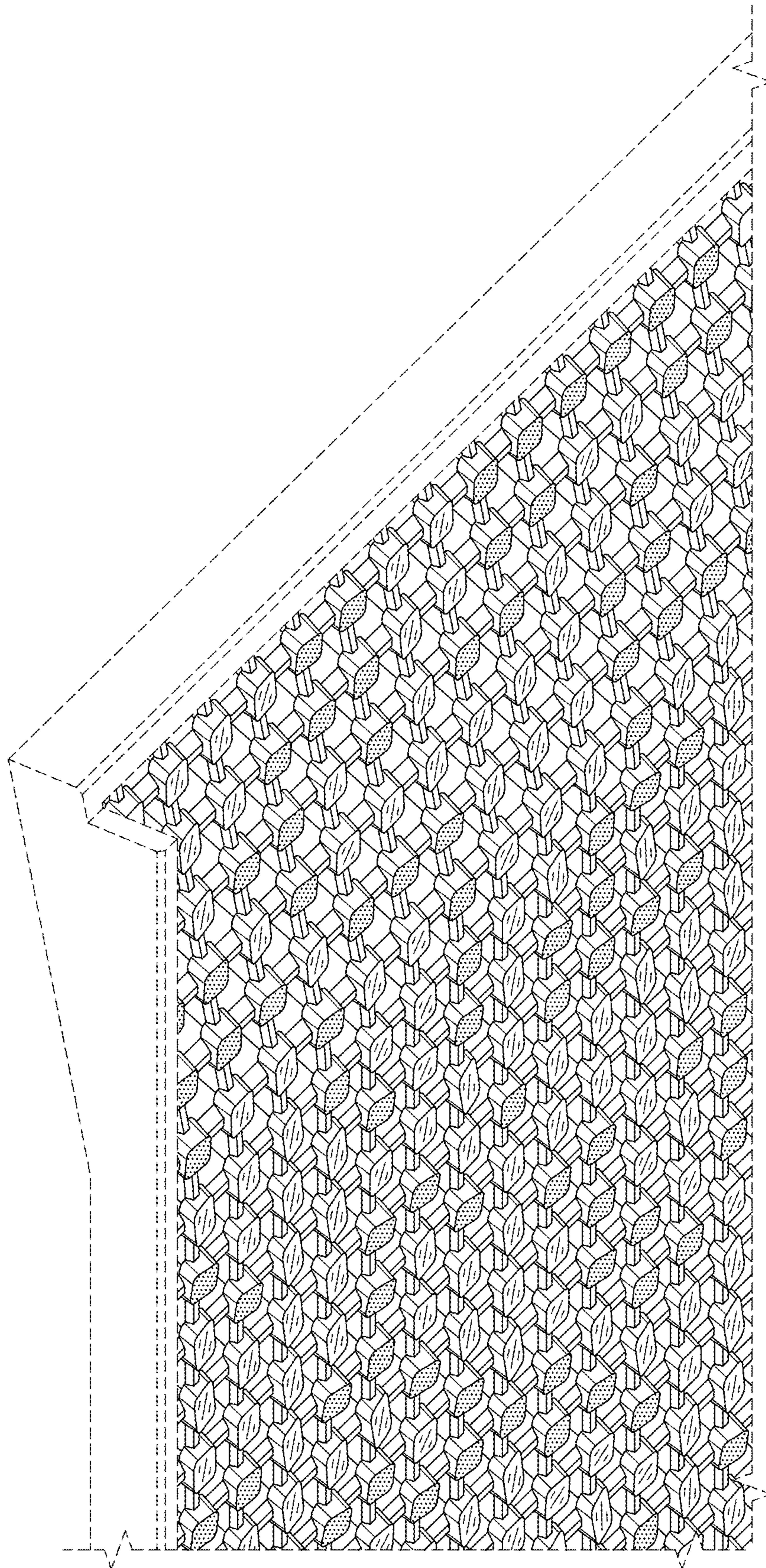


FIG. 11

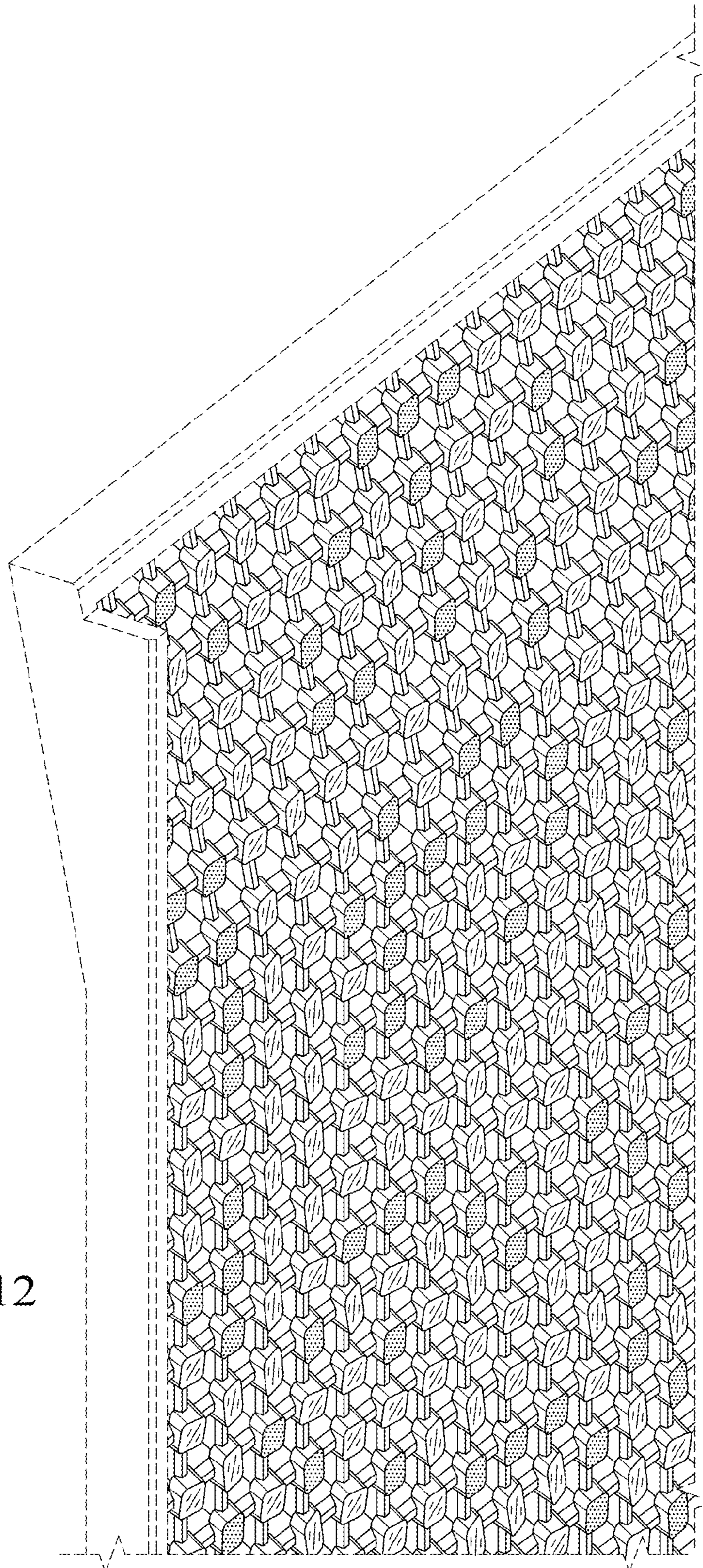


FIG. 12