



US00D928778S

(12) **United States Design Patent** (10) **Patent No.:** **US D928,778 S**
DeMaio (45) **Date of Patent:** **** Aug. 24, 2021**

(54) **ELECTRONIC DEVICE**

(71) Applicant: **Robert Charles DeMaio**, Sparks, NV (US)

(72) Inventor: **Robert Charles DeMaio**, Sparks, NV (US)

(**) Term: **15 Years**

(21) Appl. No.: **29/769,530**

(22) Filed: **Feb. 5, 2021**

| | | | | |
|-------------------|---------|------------|-------|-------------|
| D761,226 S * | 7/2016 | Poulin | | D14/138 G |
| D777,700 S * | 1/2017 | Kwon | | D14/138 G |
| D823,272 S * | 7/2018 | Croyle | | D14/138 G |
| D825,513 S * | 8/2018 | Seo | | D14/138 AB |
| D829,681 S * | 10/2018 | Han | | D14/138 AB |
| D851,054 S * | 6/2019 | Nalbandian | | D14/138 G |
| D866,501 S * | 11/2019 | Shin | | D14/138 G |
| D869,422 S * | 12/2019 | Cho | | D14/138 G |
| D896,198 S * | 9/2020 | Nalbandian | | D14/138 G |
| 10,831,244 B1 * | 11/2020 | DeMaio | | G06F 1/1656 |
| D918,898 S * | 5/2021 | DeMaio | | D14/341 |
| 2020/0106946 A1 * | 4/2020 | Daulton | | H04M 1/0256 |
| 2020/0166972 A1 * | 5/2020 | Park | | G06F 1/1635 |
| 2021/0081008 A1 * | 3/2021 | DeMaio | | G06F 1/1656 |

* cited by examiner

Related U.S. Application Data

(62) Division of application No. 29/706,209, filed on Sep. 18, 2019, now Pat. No. Des. 918,898.

(51) **LOC (13) Cl.** **14-02**

(52) **U.S. Cl.**
USPC **D14/341**

(58) **Field of Classification Search**
USPC D14/341, 315-318, 371, 374, 388-389, D14/138 G, 138 R, 138 AD, 138 C, D14/138 AA, 496, 203; D21/330, 324, D21/329; D13/103
CPC G06F 1/1652; G06F 1/1616; G06F 1/1643; G06F 1/1647; H04M 1/0268; H04M 1/0235; G09F 9/301; H01R 24/68
See application file for complete search history.

(56) **References Cited**

U.S. PATENT DOCUMENTS

| | | | | |
|--------------|--------|------|-------|-----------|
| D654,464 S * | 2/2012 | Han | | D14/138 G |
| D732,497 S * | 6/2015 | Lee | | D14/138 G |
| D756,324 S * | 5/2016 | Tosh | | D14/138 G |

Primary Examiner — Samantha Q Lawrence
Assistant Examiner — Holly M Rodriguez
(74) *Attorney, Agent, or Firm* — Tatonetti IP

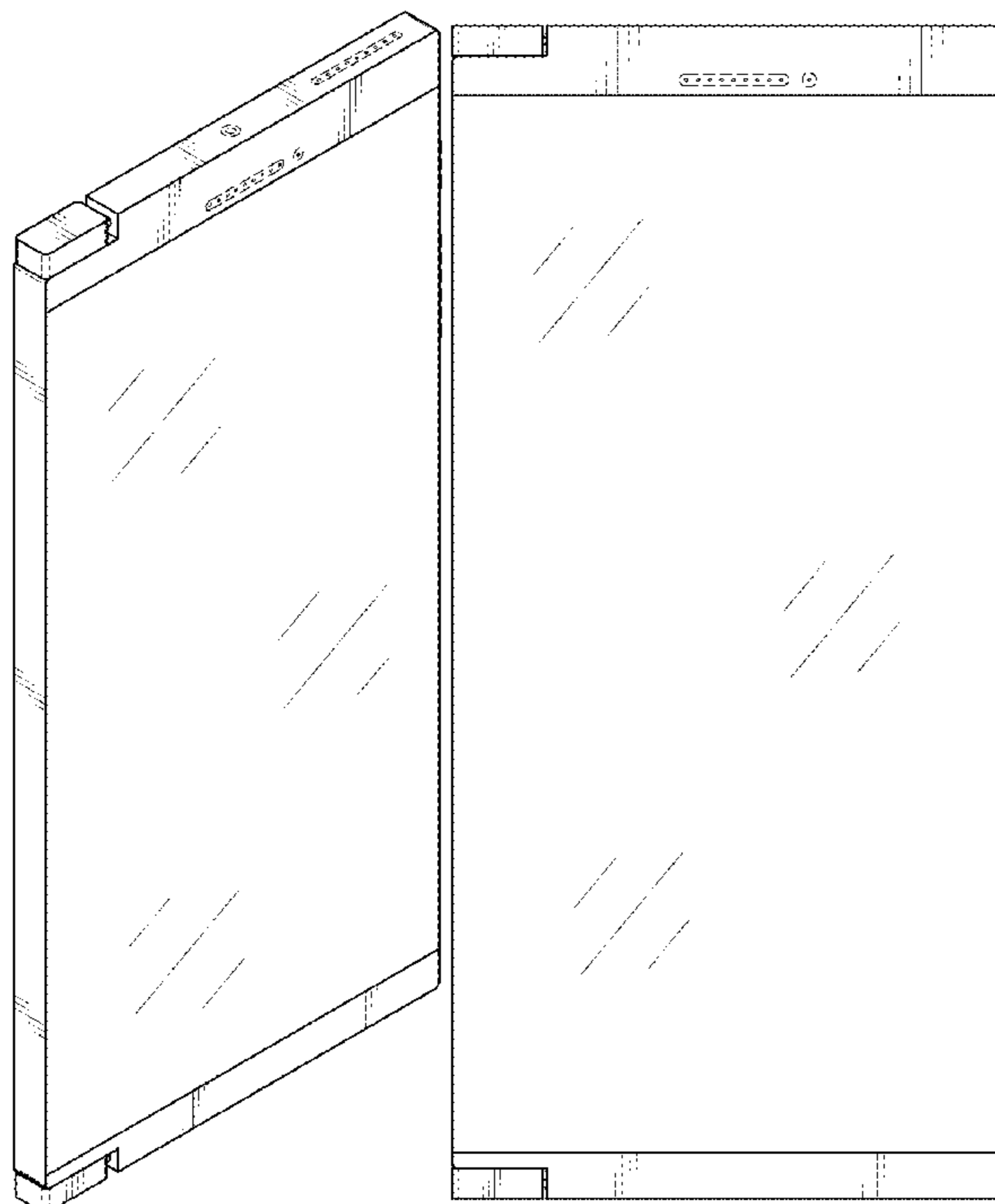
(57) **CLAIM**

The ornamental design for an electronic device, as shown and described.

DESCRIPTION

FIG. 1 is a perspective view of the electronic device, showing my new design;
FIG. 2 is a front side view thereof;
FIG. 3 is a rear side view thereof;
FIG. 4 is a left side view thereof;
FIG. 5 is a right side view thereof;
FIG. 6 is a top side plan view thereof; and,
FIG. 7 is a bottom side plan view thereof.
The broken lines illustrate portions of the electronic device that form no part of the claimed design.

1 Claim, 6 Drawing Sheets






FIG. 1




FIG. 2




FIG. 3



FIG. 4

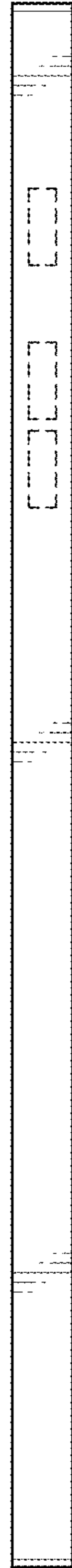


FIG. 5



FIG. 6

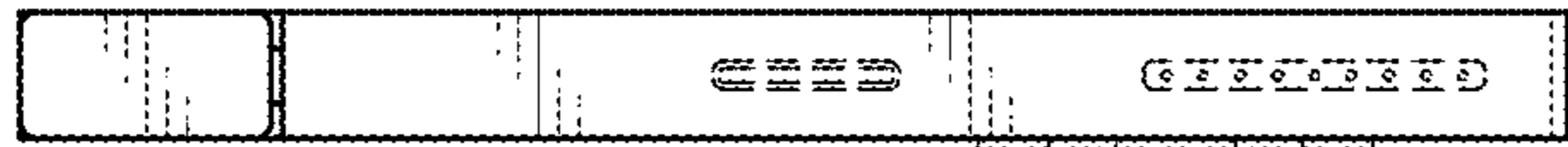


FIG. 7