



US00D928770S

(12) **United States Design Patent**
Song et al.

(10) **Patent No.:** **US D928,770 S**

(45) **Date of Patent:** **** Aug. 24, 2021**

(54) **CASE FOR ELECTRONIC COMMUNICATIONS DEVICE**

(71) Applicant: **Samsung Electronics Co., Ltd.**,
Suwon-si (KR)

(72) Inventors: **Ji-Seung Song**, Suwon-si (KR);
Yoon-Young Kim, Suwon-si (KR);
Hyun-Keun Son, Suwon-si (KR);
Bum-Soo Park, Suwon-si (KR)

(73) Assignee: **SAMSUNG ELECTRONICS CO., LTD.**,
Suwon-si (KR)

(**) Term: **15 Years**

(21) Appl. No.: **29/729,157**

(22) Filed: **Mar. 24, 2020**

(30) **Foreign Application Priority Data**

Sep. 26, 2019 (KR) 30-2019-0046175

(51) **LOC (13) Cl.** **14-03**

(52) **U.S. Cl.**
USPC **D14/250**

(58) **Field of Classification Search**
USPC D14/203.3–203.7, 439, 251–253, 447,
D14/217, 240, 238.1, 250, 440, 248;
(Continued)

(56) **References Cited**

U.S. PATENT DOCUMENTS

D679,685 S * 4/2013 Cox D14/250

D705,207 S * 5/2014 Kim D14/250

(Continued)

Primary Examiner — Carla J Wright

(74) *Attorney, Agent, or Firm* — McAndrews Held &
Malloy, Ltd.

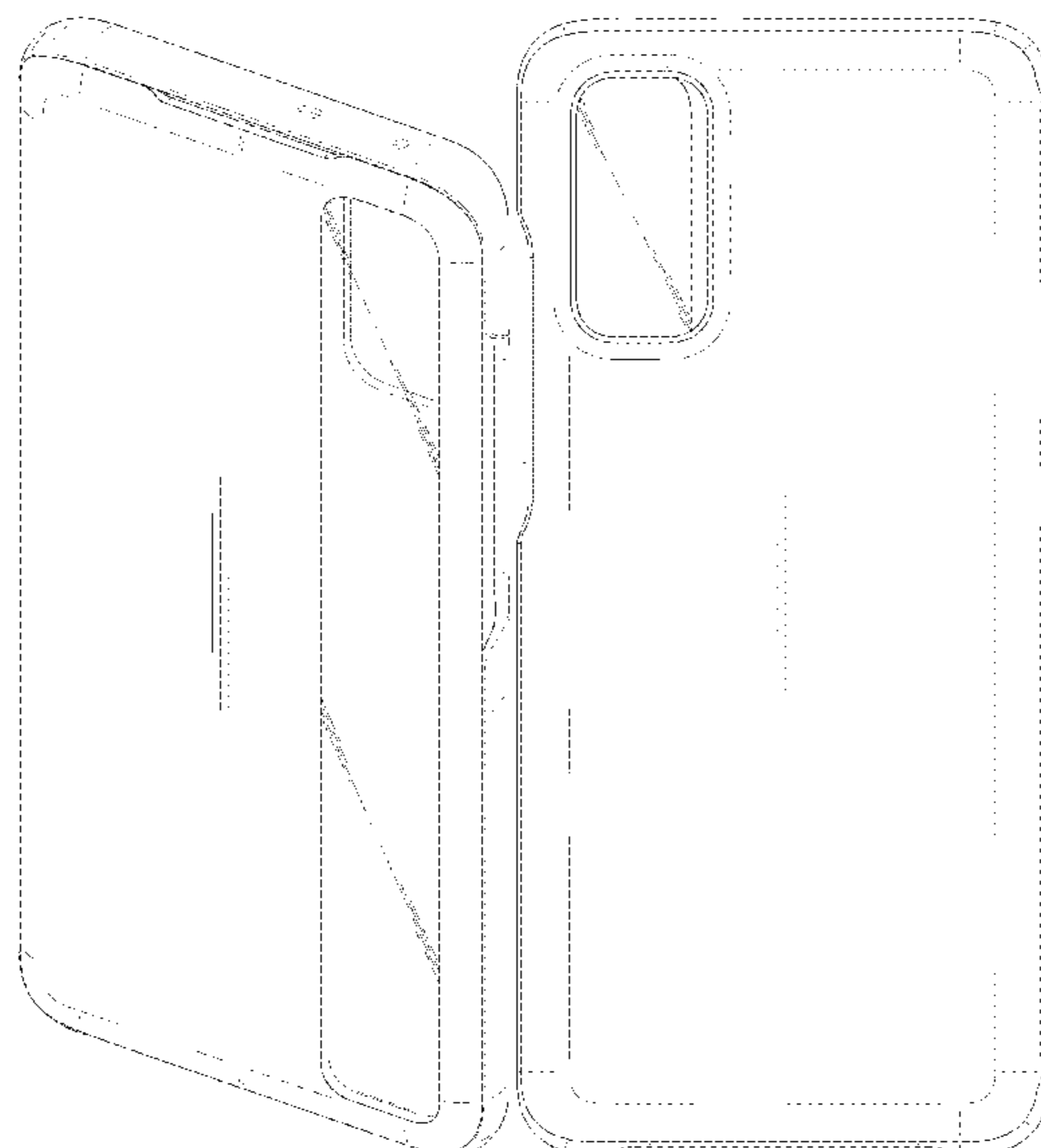
(57) **CLAIM**

The ornamental design for a case for electronic communi-
cations device, as shown and described.

DESCRIPTION

FIG. 1 is a front, right-side, and top perspective view of a case for electronic communications device showing our new design according to a first embodiment; FIG. 2 is a front elevation view thereof; FIG. 3 is a rear elevation view thereof; FIG. 4 is a left side elevation view thereof; FIG. 5 is a right side elevation view thereof; FIG. 6 is a top plan view thereof; FIG. 7 is a bottom plan view thereof; FIG. 8 is a rear, left-side, and bottom perspective view thereof; FIG. 9 is a front, right-side, and top perspective view of a case for electronic communications device showing our new design according to a second embodiment; FIG. 10 is a front elevation view thereof; FIG. 11 is a rear elevation view thereof; FIG. 12 is a left side elevation view thereof; FIG. 13 is a right side elevation view thereof; FIG. 14 is a top plan view thereof; FIG. 15 is a bottom plan view thereof; FIG. 16 is a rear, left-side, and bottom perspective view; FIG. 17 is a front, right-side, and top perspective view of a case for electronic communications device showing our new design according to a third embodiment; FIG. 18 is a front elevation view thereof; FIG. 19 is a rear elevation view thereof; FIG. 20 is a left side elevation view thereof; FIG. 21 is a right side elevation view thereof; FIG. 22 is a top plan view thereof; FIG. 23 is a bottom plan view thereof; and, FIG. 24 is a rear and left-side perspective view thereof. The evenly dashed broken lines in the drawings illustrate portions of the case for electronic communications device that form no part of the embodiment of the claimed design in which the broken lines are shown.

1 Claim, 24 Drawing Sheets



US D928,770 S

(58) **Field of Classification Search**
USPC D13/107-108, 103, 119; D3/201, 218,
D3/247, 249, 269, 273, 301, 303
CPC . H04B 1/3888; A45C 13/02; A45C 2011/002;
A45C 1/06; A45C 11/00; A45F 2005/026;
A45F 2200/0525; A45F 2200/0516;
H04M 1/0283; H04M 1/0202
See application file for complete search history.

(56) **References Cited**

U.S. PATENT DOCUMENTS

D714,053 S * 9/2014 Yoo D3/269
D714,550 S * 10/2014 Yoo D3/269
D723,534 S * 3/2015 Kim D14/250
D728,552 S * 5/2015 Kim D14/250
D747,705 S * 1/2016 Kim D14/250
D750,608 S * 3/2016 Kim D14/250
D754,643 S * 4/2016 Shin D14/250
D754,645 S * 4/2016 Kim D14/250
D754,646 S * 4/2016 Kim D14/250

D754,647 S * 4/2016 Kim D14/250
D755,170 S * 5/2016 Kim D14/250
D755,171 S * 5/2016 Bae D14/250
D755,766 S * 5/2016 Kim D14/250
D756,342 S * 5/2016 Lee D14/250
D762,630 S * 8/2016 Shin D14/250
D763,839 S * 8/2016 Shin D14/250
D765,624 S * 9/2016 Kim D14/248
D769,857 S * 10/2016 Shin D14/250
D777,718 S * 1/2017 Lee D14/250
D788,093 S * 5/2017 Lee D14/250
D810,067 S * 2/2018 Lee D14/250
D816,652 S * 5/2018 Chang D14/250
D848,409 S * 5/2019 Feng D14/250
D896,210 S * 9/2020 Son D14/250
D896,211 S * 9/2020 Cho D14/250
2014/0185206 A1 * 7/2014 Kim H05K 5/0017
361/679.01
2015/0137533 A1 * 5/2015 Kim A45C 13/1069
292/251.5
2017/0302323 A1 * 10/2017 Hsu A45C 11/00
2018/0191892 A1 * 7/2018 Kim H04M 1/185

* cited by examiner

FIG. 1

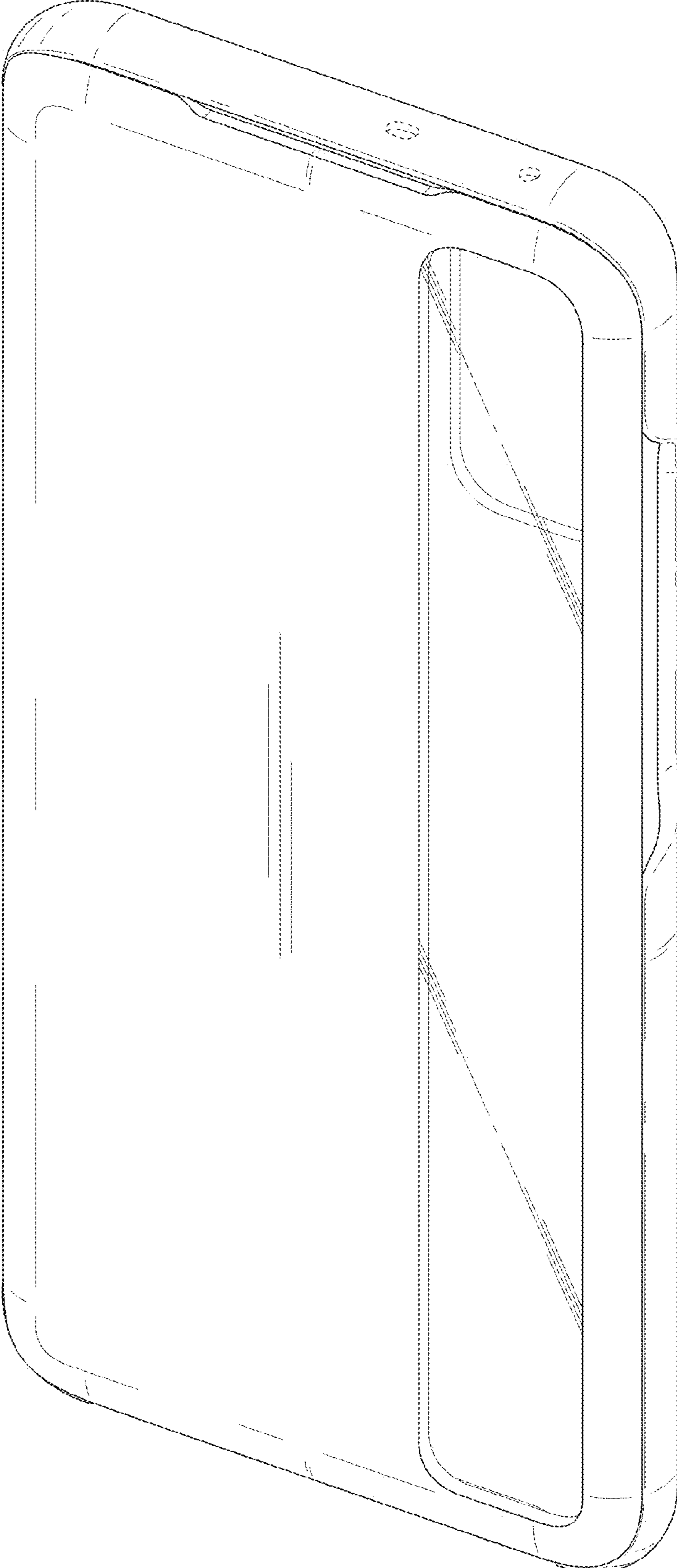


FIG. 2

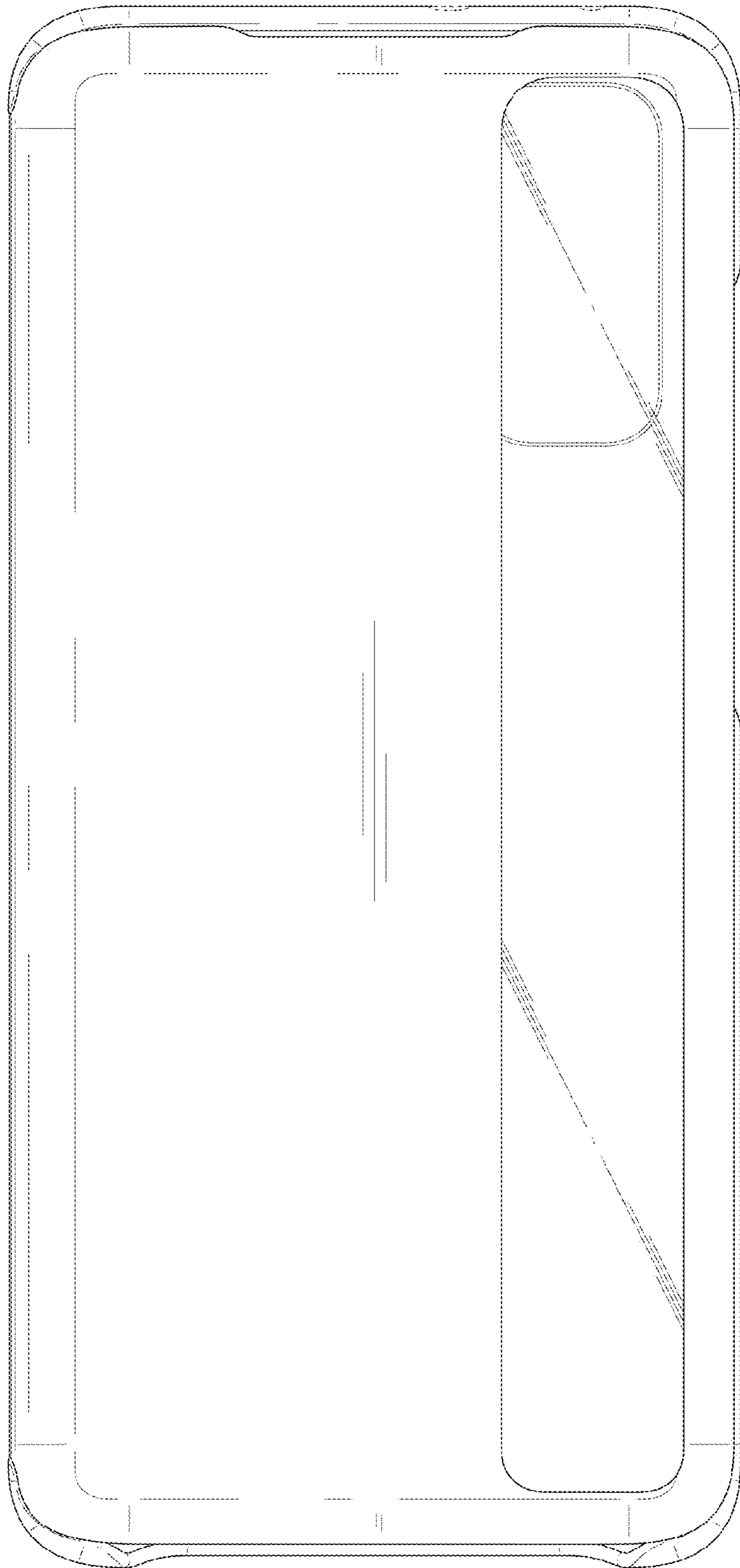


FIG. 3

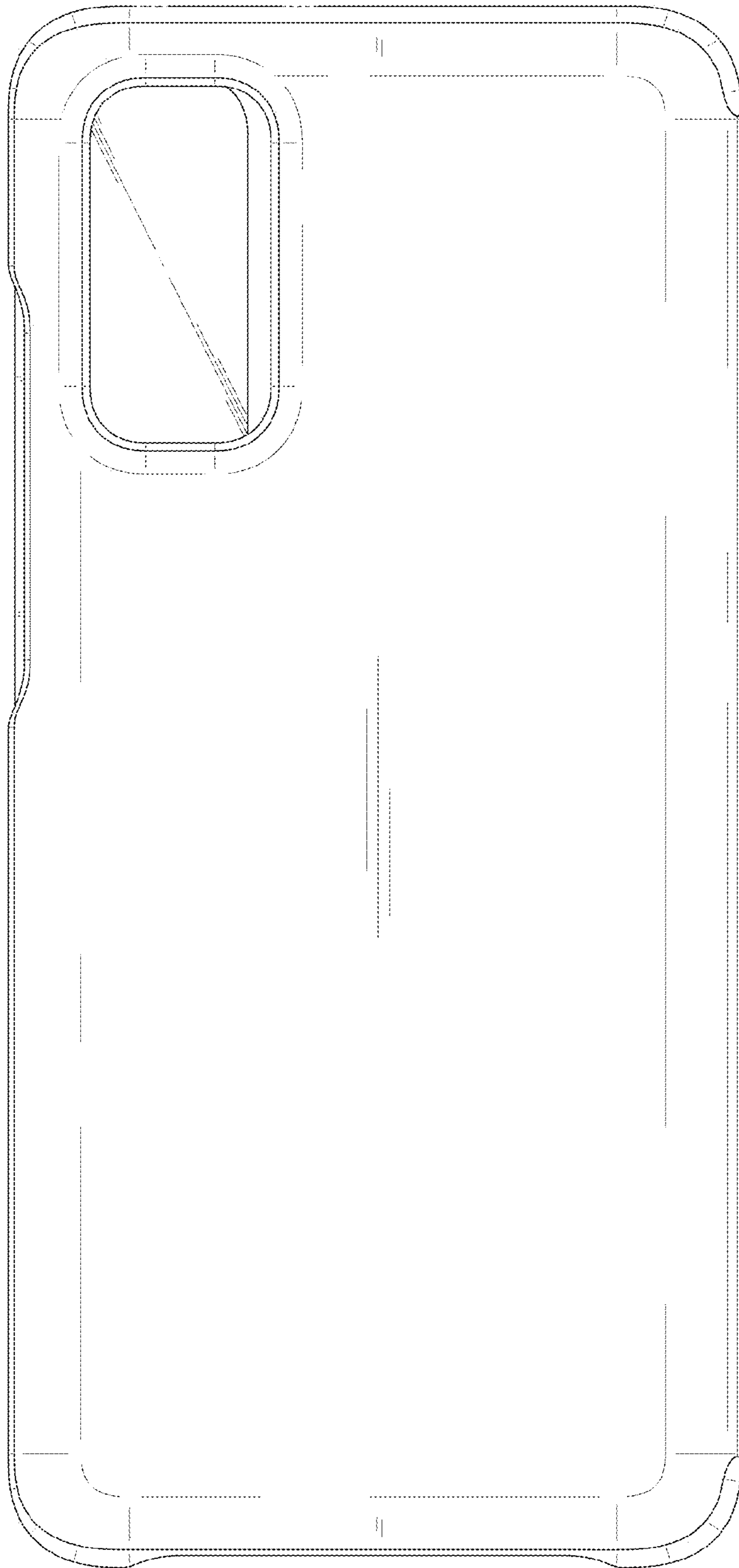


FIG. 4




FIG. 5

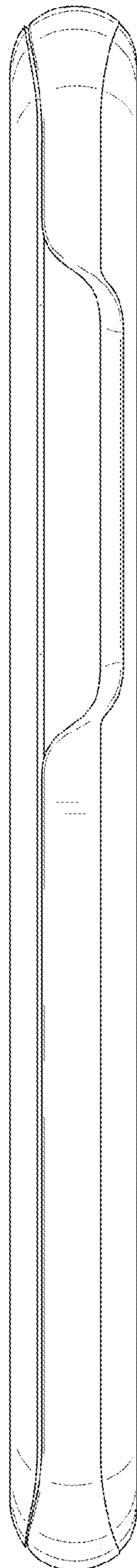


FIG. 6

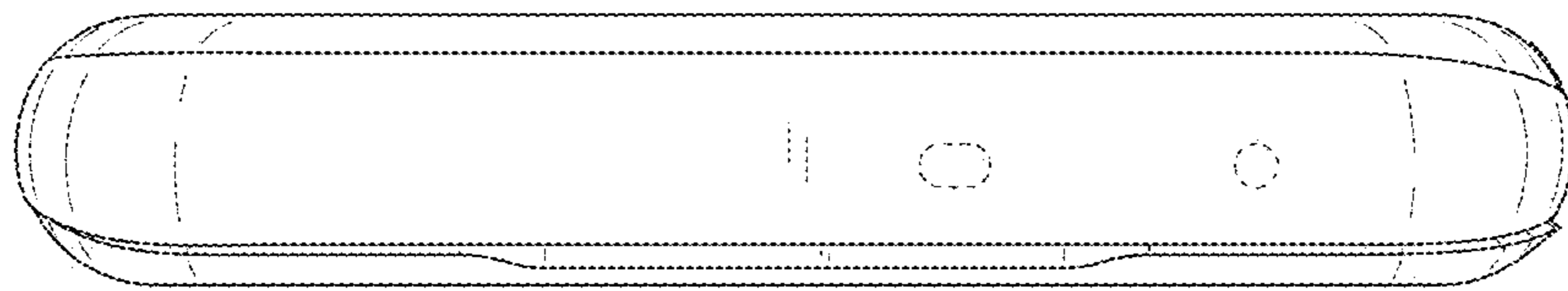


FIG. 7

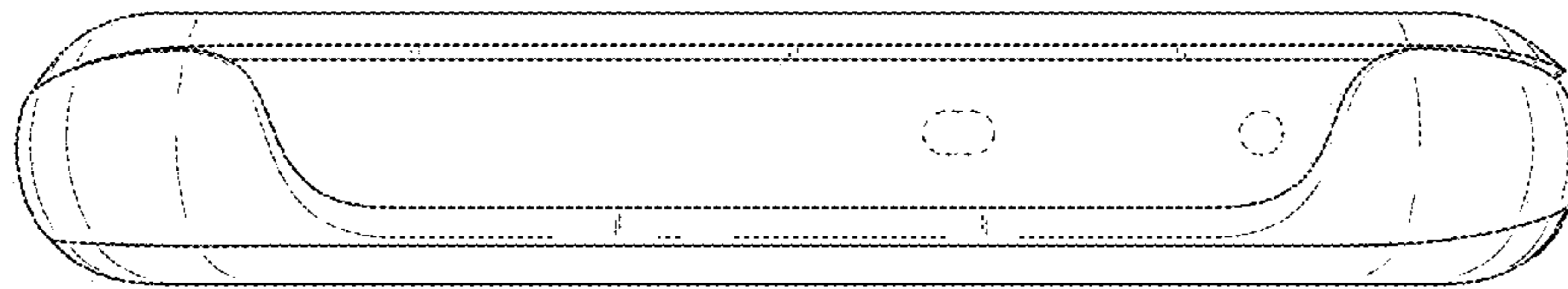


FIG. 8

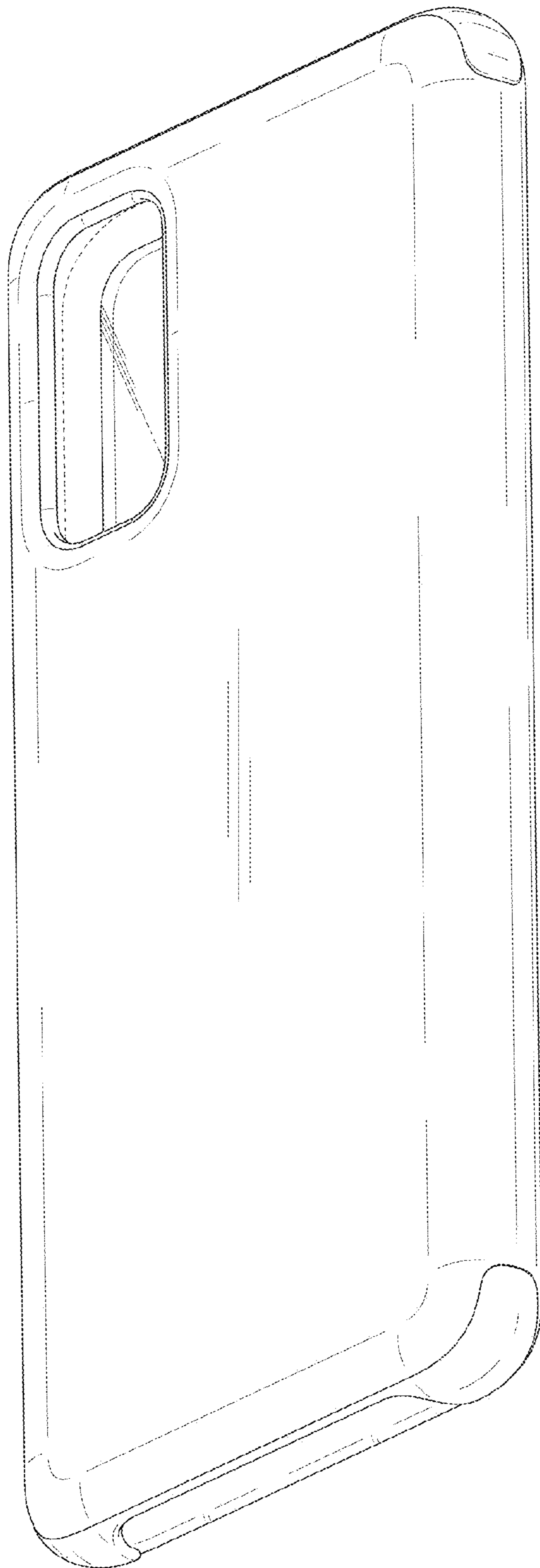


FIG. 9

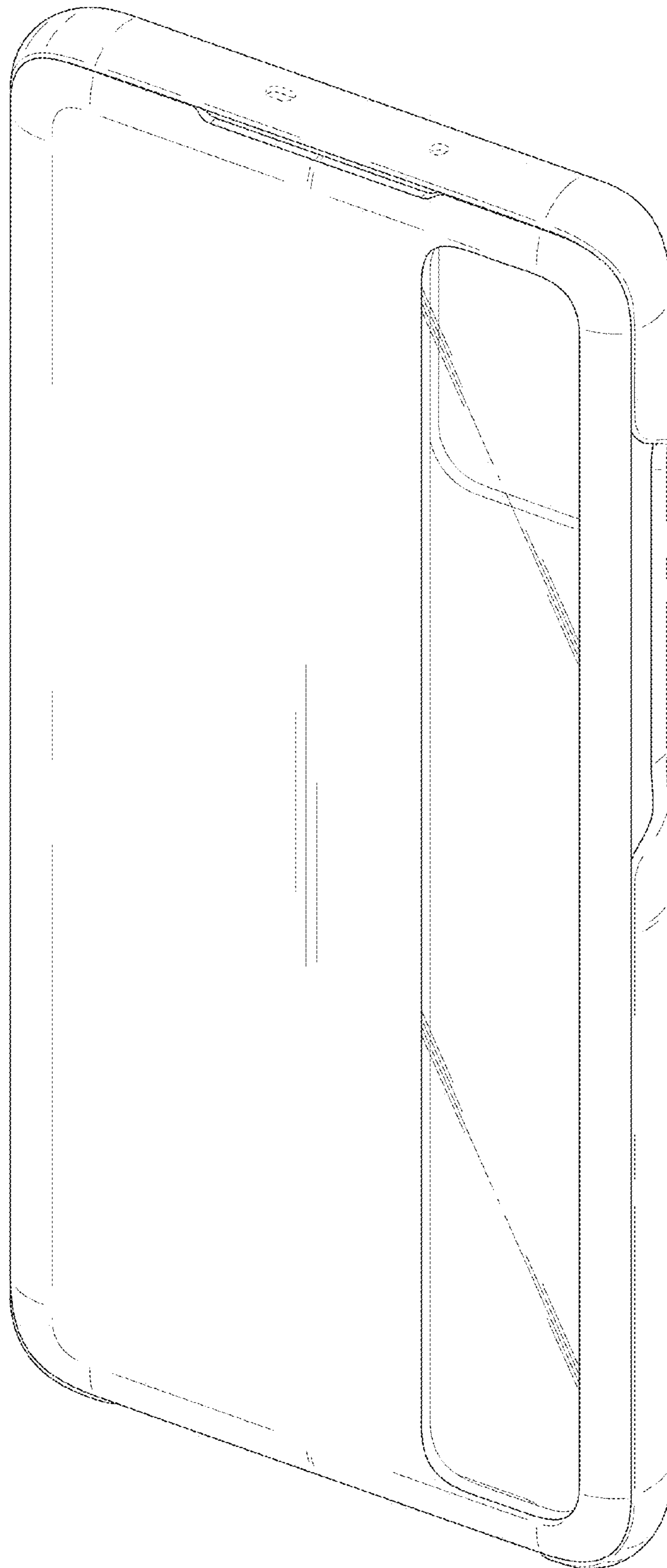


FIG. 10

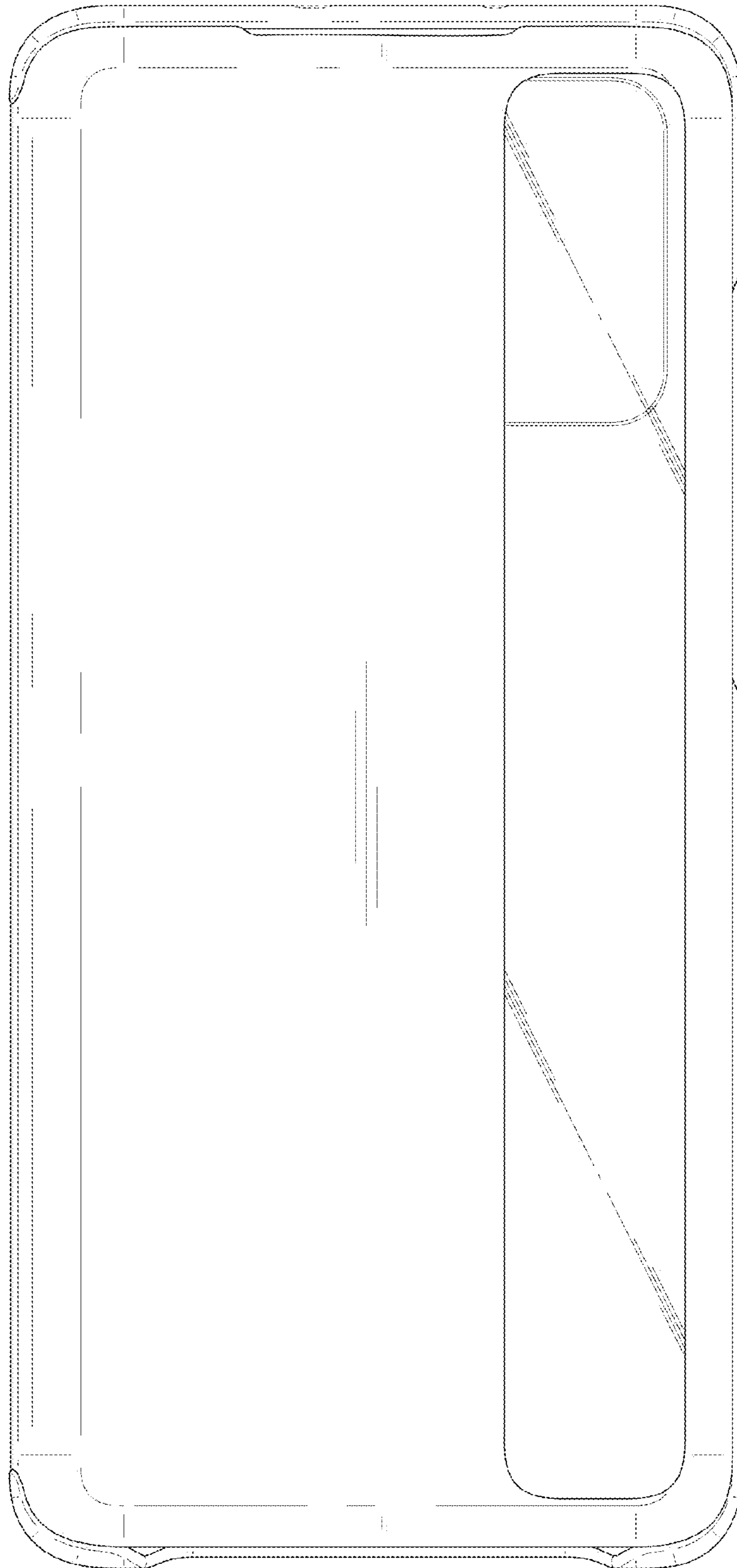


FIG. 11




FIG. 12




FIG. 13

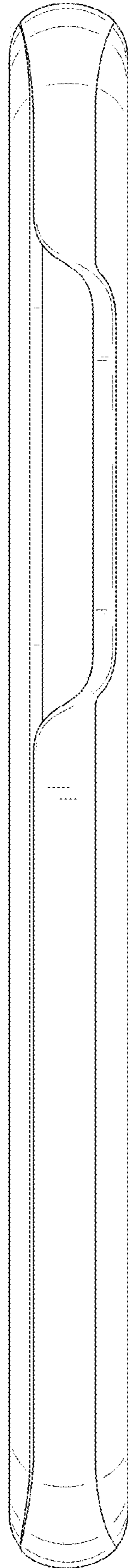


FIG. 14




FIG. 15

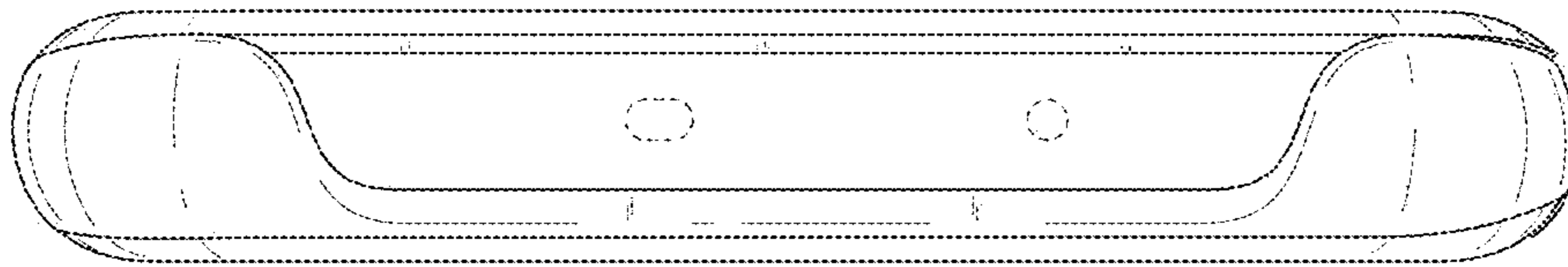


FIG. 16




FIG. 17

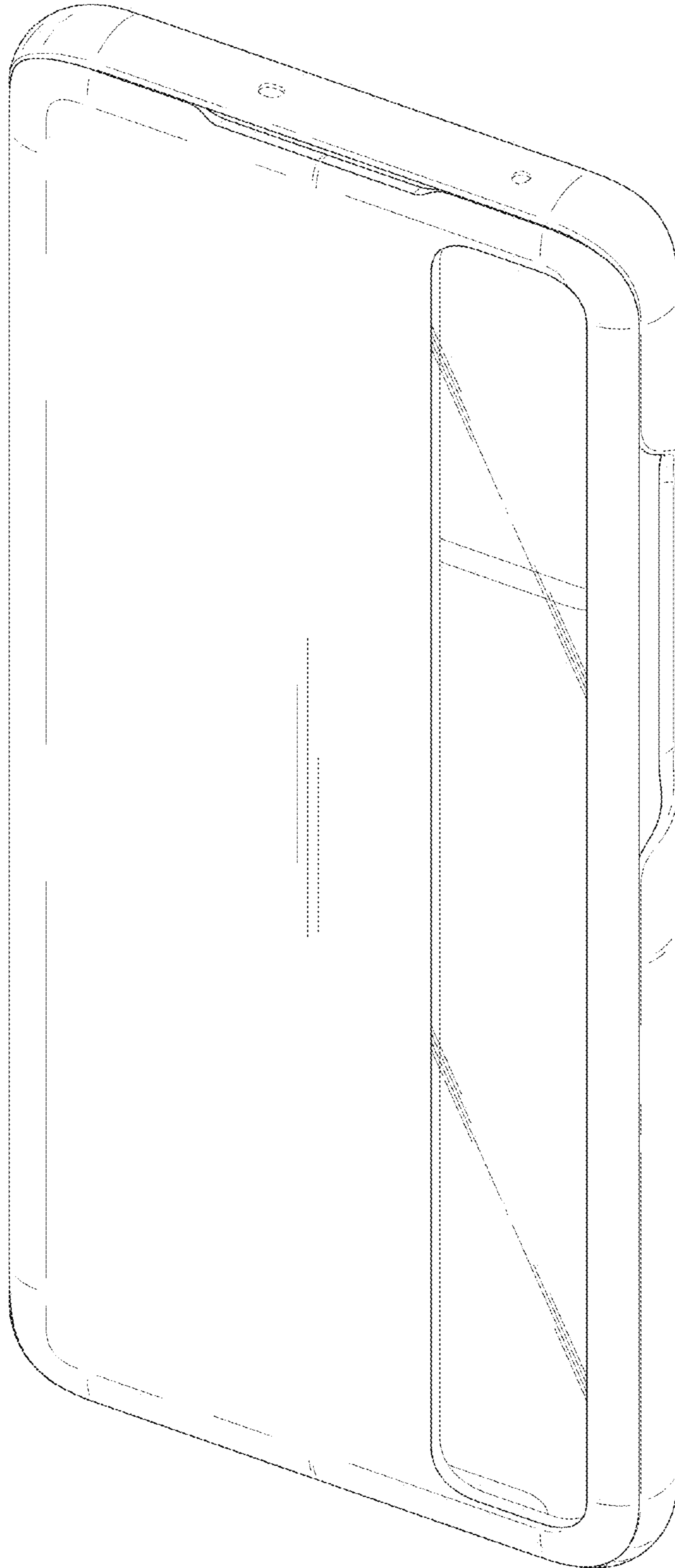


FIG. 18

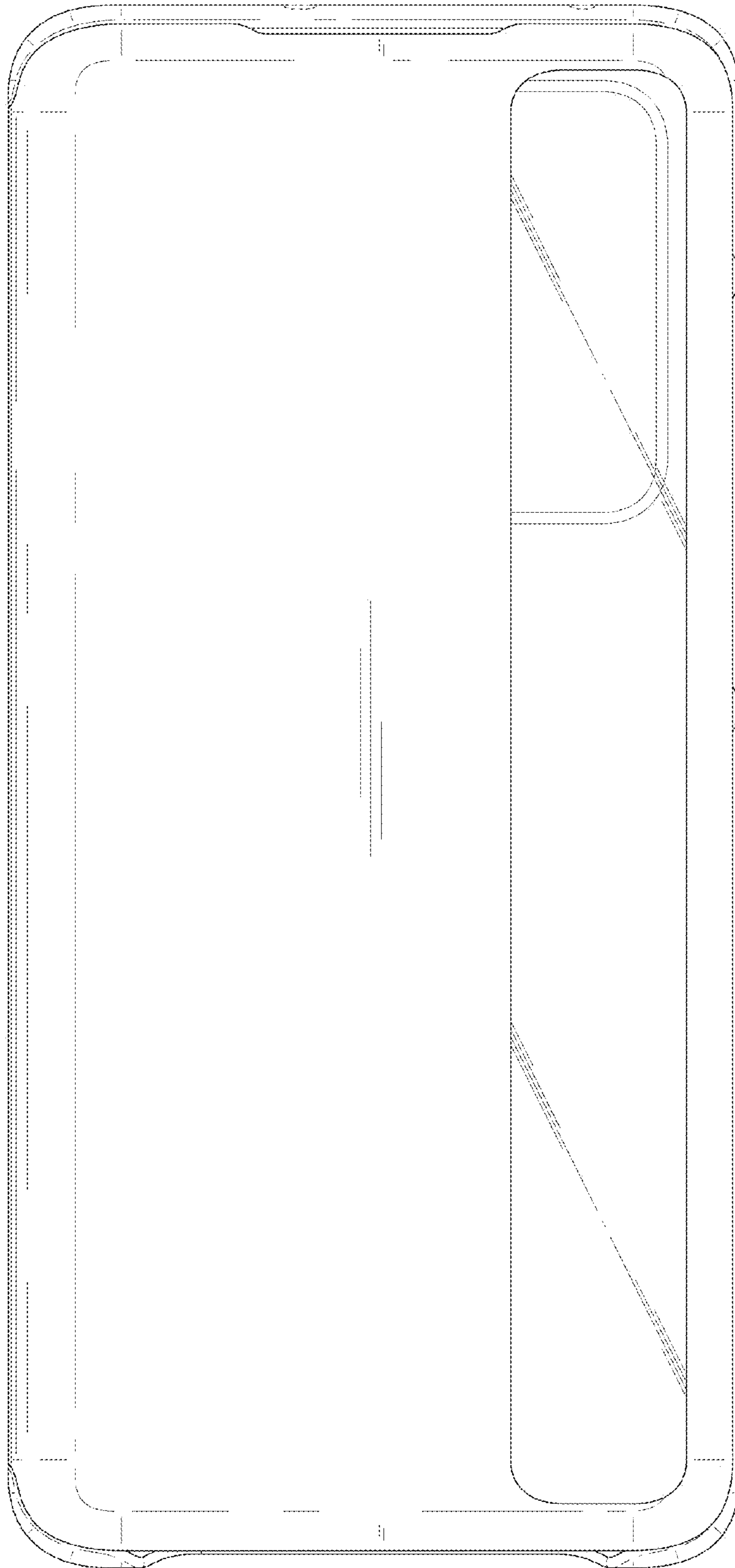


FIG. 19

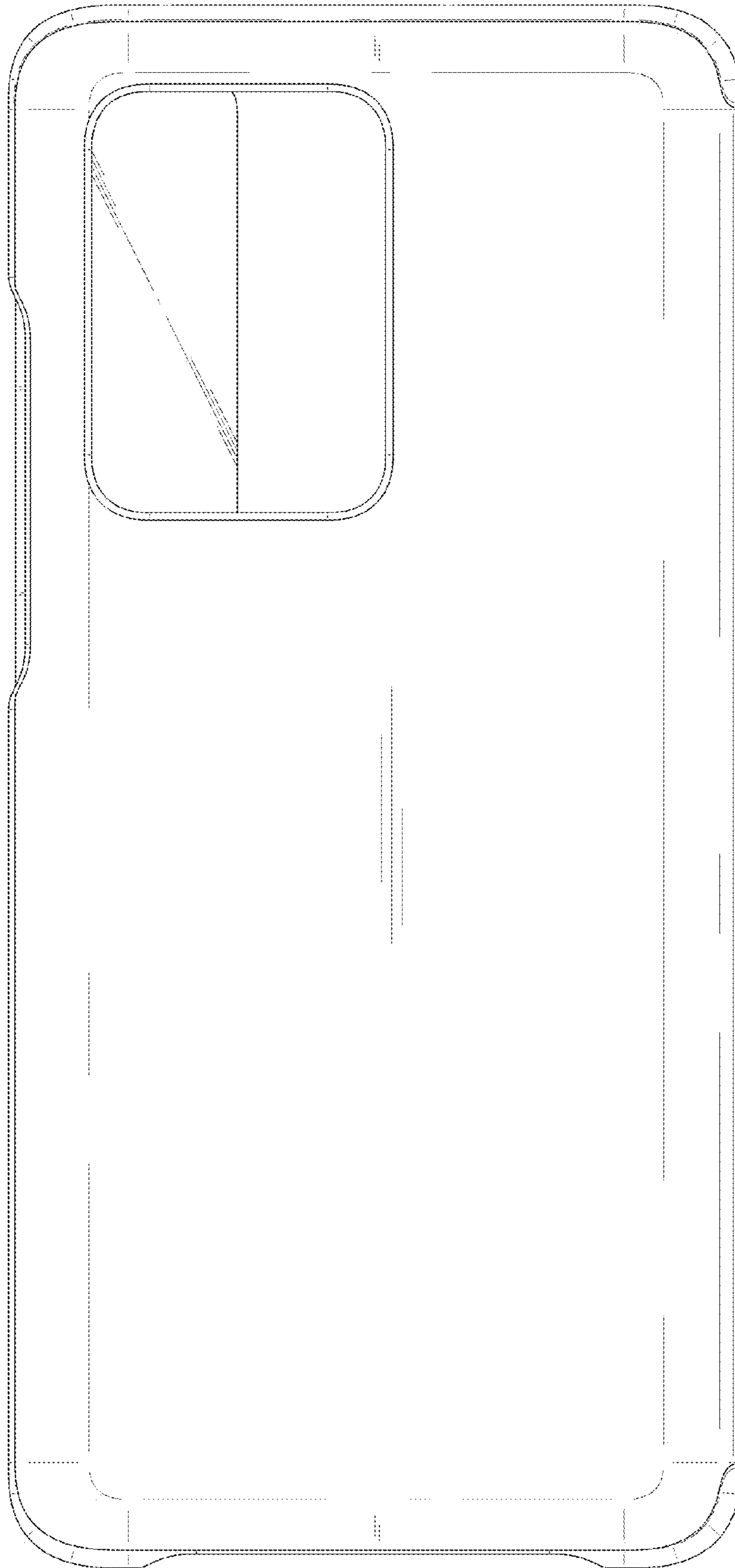


FIG. 20

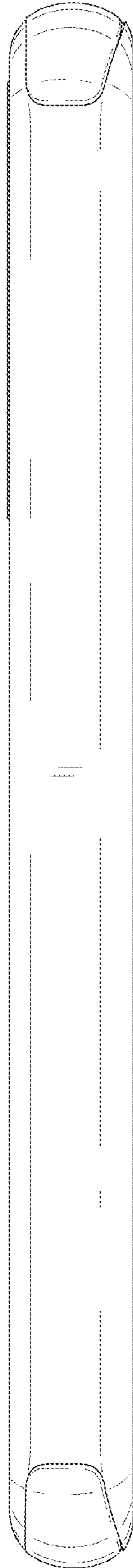


FIG. 21

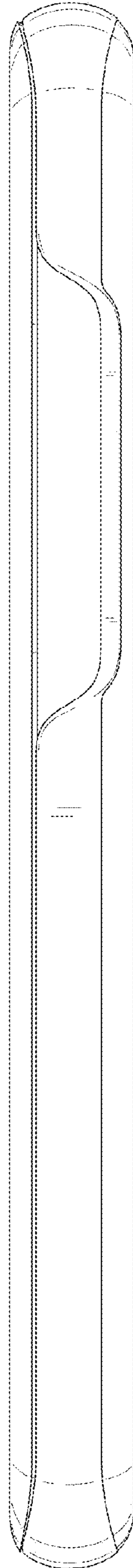


FIG. 22

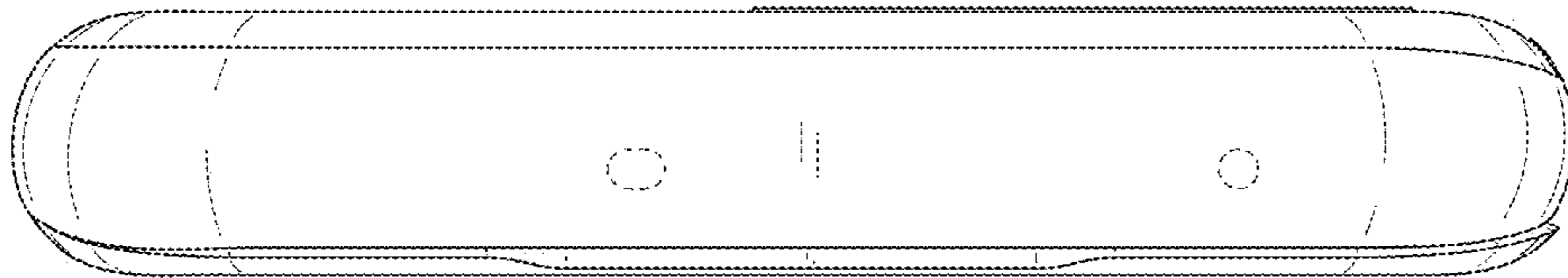


FIG. 23

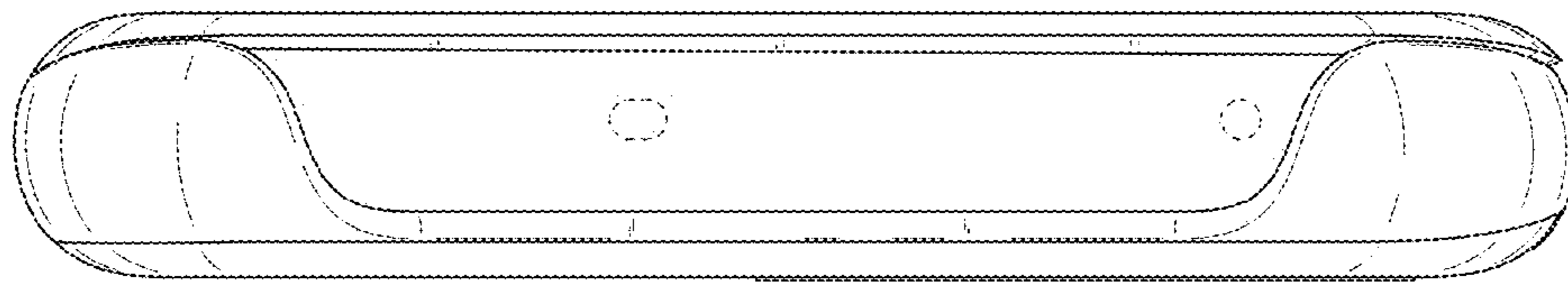


FIG. 24

