



US00D928750S

(12) **United States Design Patent** (10) **Patent No.:** **US D928,750 S**
Li (45) **Date of Patent:** **** Aug. 24, 2021**

(54) **ANTENNA**
(71) Applicant: **Guangxi Li**, Shenzhen (CN)
(72) Inventor: **Guangxi Li**, Shenzhen (CN)
(**) Term: **15 Years**
(21) Appl. No.: **29/718,543**
(22) Filed: **Dec. 26, 2019**
(51) **LOC (13) Cl.** **14-03**
(52) **U.S. Cl.**
USPC **D14/230**
(58) **Field of Classification Search**
USPC D14/138, 230–238, 299, 358
CPC H01Q 7/00; H01Q 13/10; H01Q 9/285;
H01Q 19/30; H01Q 19/12; H01Q 1/38;
H01Q 1/36; H01Q 2/0027; H01Q 1/48;
H01Q 9/045; H01Q 1/243; H04B 1/0475;
H04B 1/034; H05K 11/00
See application file for complete search history.

D559,838 S * 1/2008 Yuba D14/230
D571,793 S * 6/2008 Wu D14/230
D580,419 S * 11/2008 Wu D14/230
D658,638 S * 5/2012 Podduturi D14/230
D659,686 S * 5/2012 Podduturi D14/230
D710,834 S * 8/2014 Jeon D14/230
D810,059 S * 2/2018 Weber D14/230
D879,078 S * 3/2020 Boggs D14/230

* cited by examiner

Primary Examiner — John Windmuller
(74) *Attorney, Agent, or Firm* — Rumit Ranjit Kanakia

(57) **CLAIM**


I claim the ornamental design for an antenna, as shown and described.

DESCRIPTION

FIG. 1 is a Perspective view of an antenna showing my new design;
FIG. 2 is a Front view thereof;
FIG. 3 is a Back view thereof;
FIG. 4 is a Right-side view thereof;
FIG. 5 is a Left-side view thereof;
FIG. 6 is a Top view thereof; and,
FIG. 7 is a Bottom view thereof.
The broken lines are only for environmental purposes and form no part of the claimed design.

1 Claim, 4 Drawing Sheets

(56) **References Cited**
U.S. PATENT DOCUMENTS
D367,655 S * 3/1996 Rak D14/234
D405,090 S * 2/1999 Guttadauro D14/230
D525,239 S * 7/2006 Lai D14/230






FIG. 1

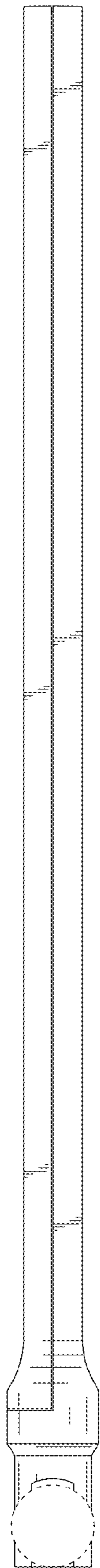


FIG. 2

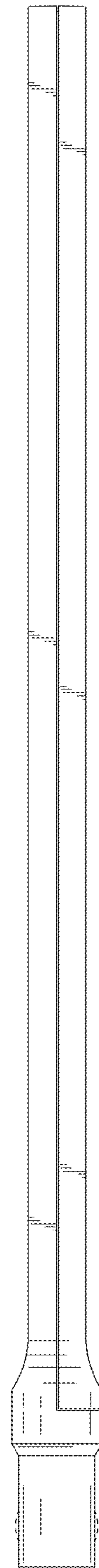


FIG. 3




FIG. 4




FIG. 5

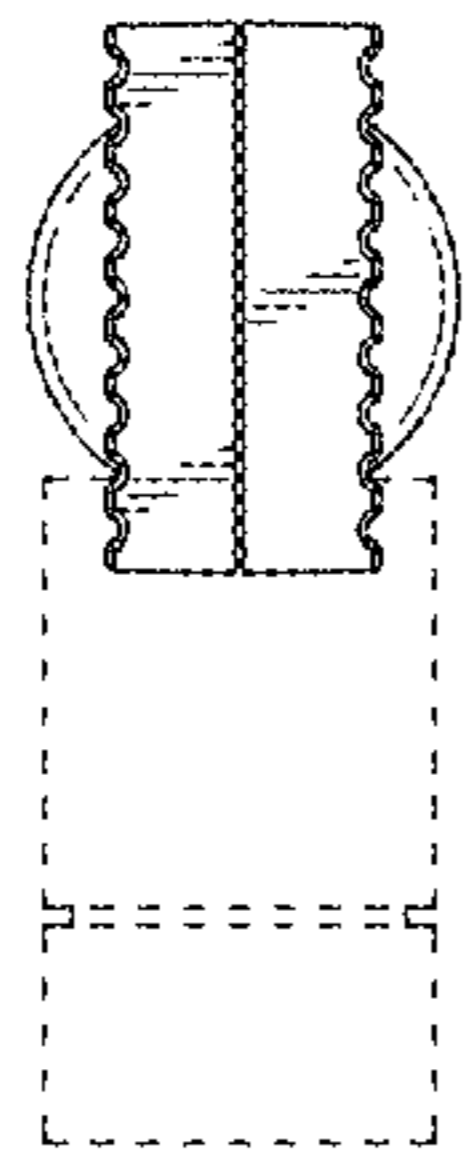


FIG. 6

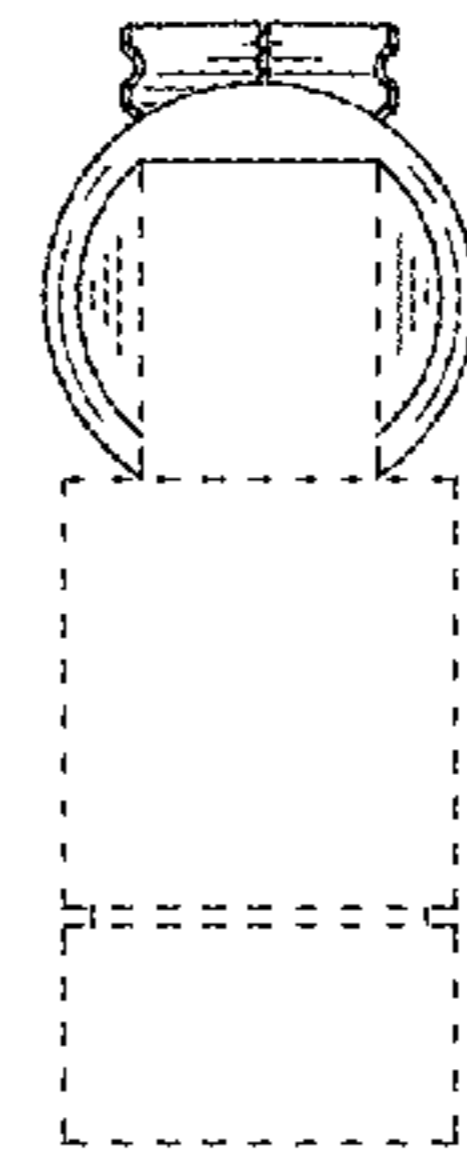


FIG. 7