

US00D928727S

(12) **United States Design Patent**  
**Chen**

(10) **Patent No.:** **US D928,727 S**

(45) **Date of Patent:** **\*\* Aug. 24, 2021**

(54) **CONTROLLER FOR SMART STRIP LIGHT**

(71) Applicant: **Cai Chen**, Guangdong (CN)

(72) Inventor: **Cai Chen**, Guangdong (CN)

(73) Assignee: **Shenzhen Cuco Smart Technology Co., Ltd.**, Guangdong (CN)

(\*\*) Term: **15 Years**

(21) Appl. No.: **29/709,749**

(22) Filed: **Oct. 17, 2019**

(51) **LOC (13) Cl.** ..... **13-03**

(52) **U.S. Cl.**  
USPC ..... **D13/162**

(58) **Field of Classification Search**  
USPC ..... D13/110, 162, 168, 171, 177, 108, 153,  
D13/147, 174; D14/217, 218; D21/333,  
D21/566; D16/130  
CPC ..... H04B 1/202; H04B 1/205; H01H 9/02;  
H01H 9/0214; H01H 9/0235; H01H  
9/0242; G08C 17/00; G08C 17/02  
See application file for complete search history.

(56) **References Cited**

**U.S. PATENT DOCUMENTS**

D416,542 S \* 11/1999 Tsai ..... D13/147  
6,036,544 A \* 3/2000 Bruner ..... H01R 13/6582  
439/607.01  
D513,735 S \* 1/2006 Nishio ..... D13/147

D585,835 S \* 2/2009 Jaqua ..... D13/147  
D623,146 S \* 9/2010 Amidon ..... D13/154  
D672,336 S \* 12/2012 Lister ..... D14/218  
D736,704 S \* 8/2015 Liu ..... D13/108  
D796,484 S \* 9/2017 Chen ..... D14/218  
D813,234 S \* 3/2018 Nadler ..... D14/388  
D857,662 S \* 8/2019 Warsawski ..... H01R 13/6582  
D14/218

**FOREIGN PATENT DOCUMENTS**

CN 305187106 \* 5/2019  
CN 305356629 \* 9/2019

\* cited by examiner

*Primary Examiner* — Vy N Koenig  
*Assistant Examiner* — Seth David Kumpf

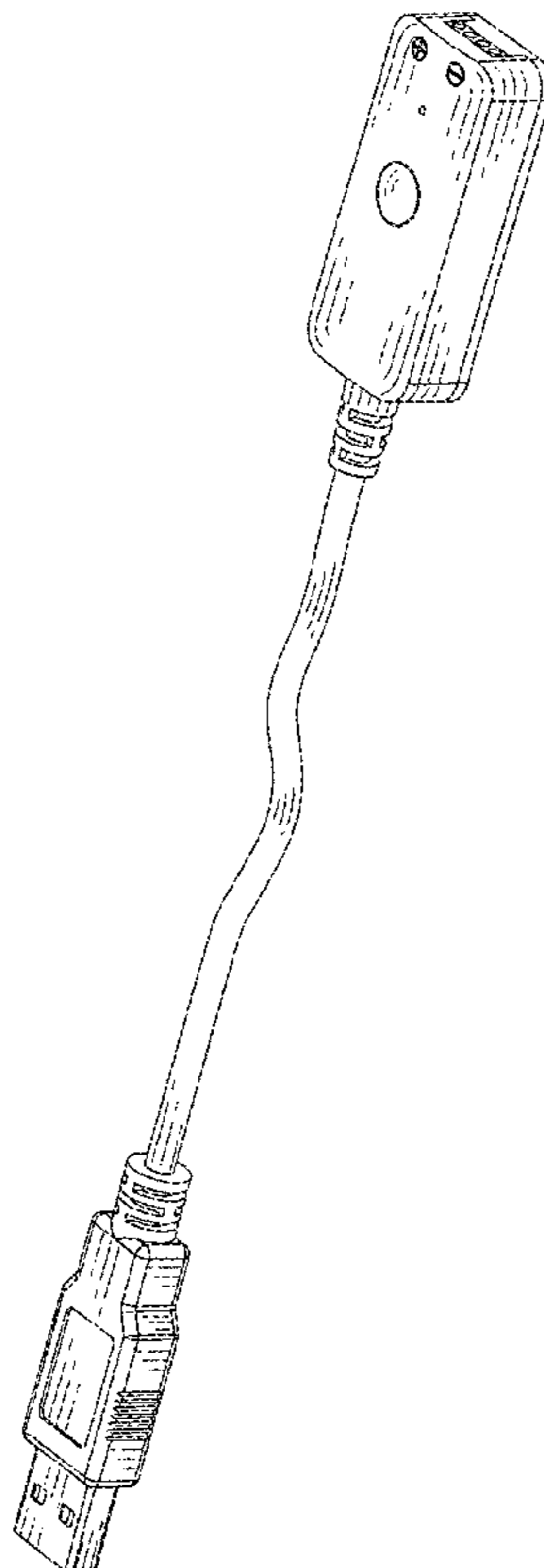
(57) **CLAIM**

The ornamental design for a controller for smart strip light, as shown and described.

**DESCRIPTION**

FIG. 1 is a perspective view of a controller for smart strip light showing my new design;  
FIG. 2 is a front elevational view thereof;  
FIG. 3 is a rear elevational view thereof;  
FIG. 4 is a left side elevational view thereof;  
FIG. 5 is a right side elevational view thereof;  
FIG. 6 is a top plan view thereof;  
FIG. 7 is a bottom plan view thereof; and,  
FIG. 8 is a rear and left side perspective view thereof.

**1 Claim, 8 Drawing Sheets**



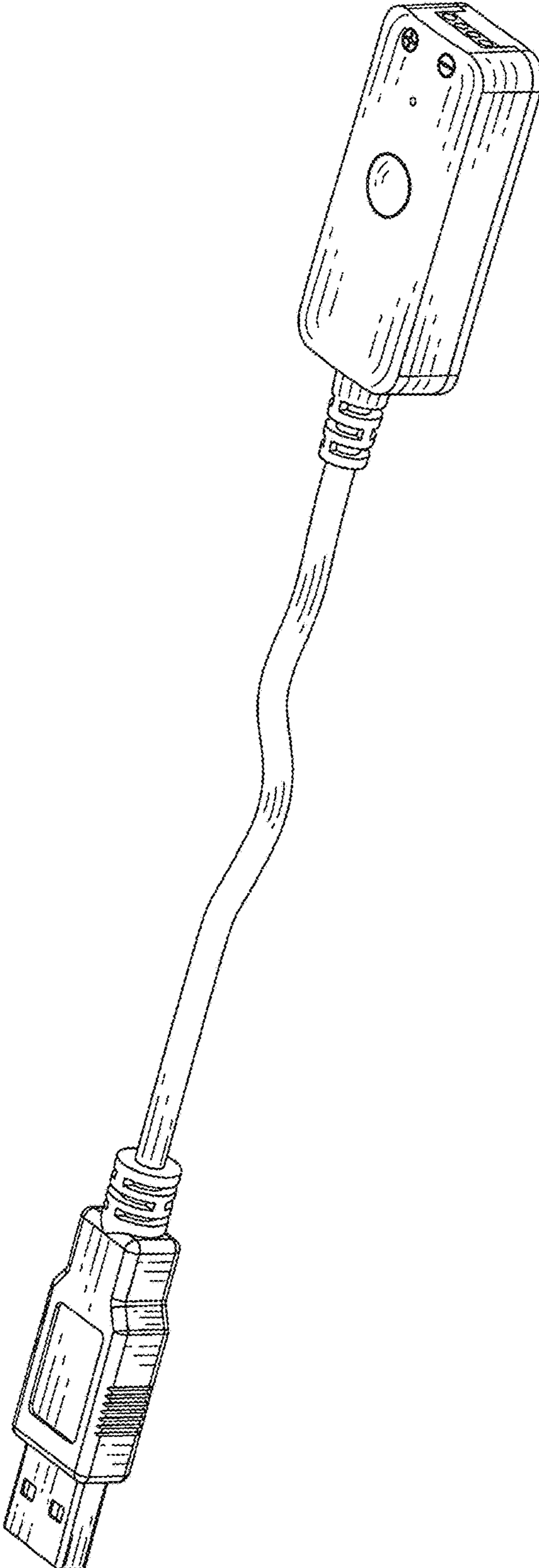


FIG. 1

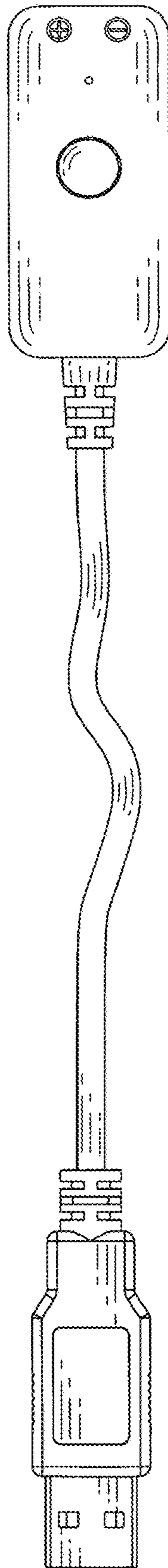


FIG. 2

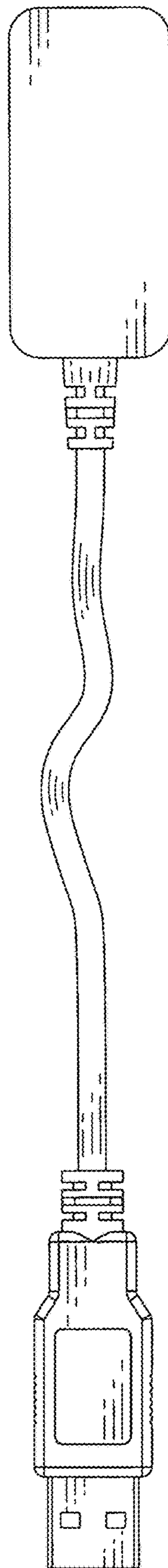


FIG. 3




FIG. 4

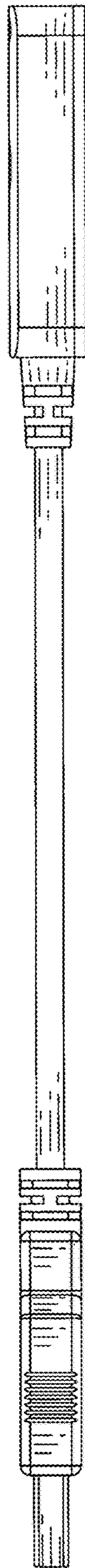


FIG. 5

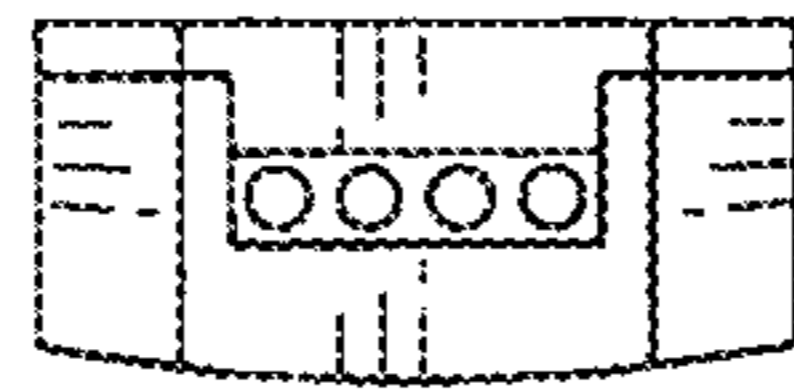


FIG. 6

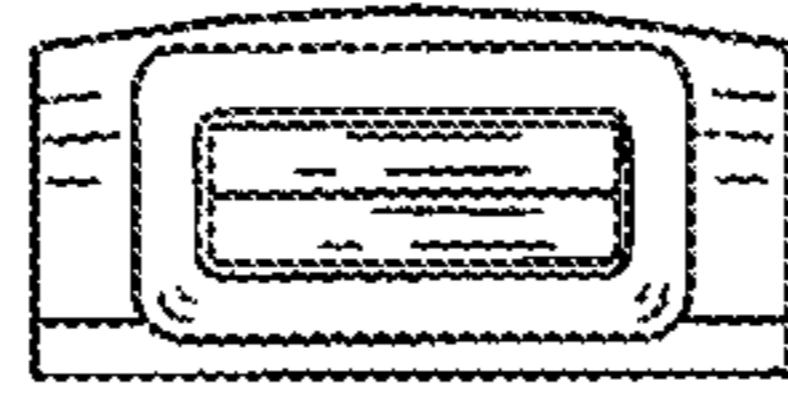


FIG. 7



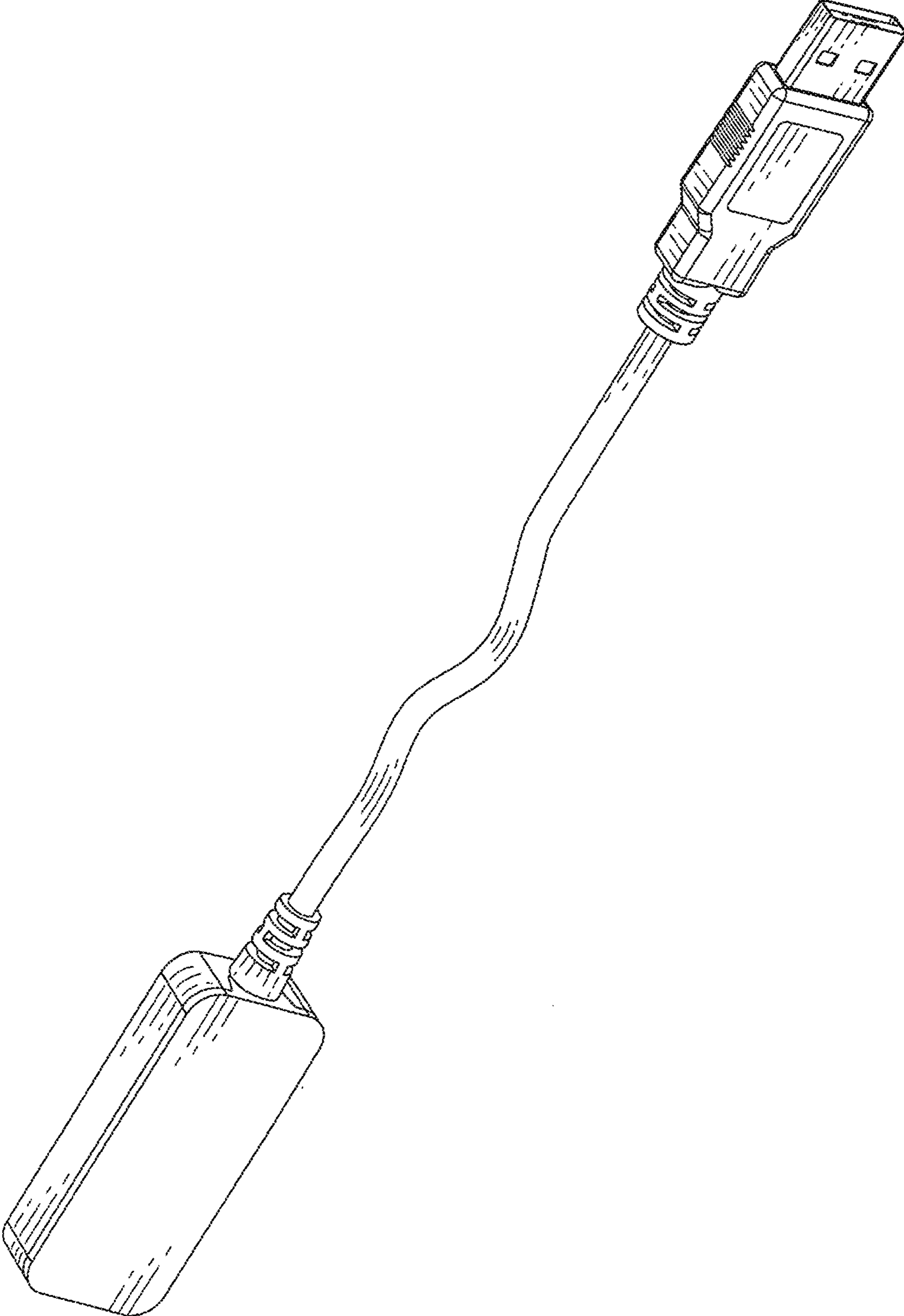


FIG. 8