



US00D928714S

(12) **United States Design Patent**  
**Van-Der-Veer et al.**

(10) **Patent No.:** **US D928,714 S**

(45) **Date of Patent:** **\*\* Aug. 24, 2021**

(54) **CHARGING CONNECTOR**

(71) Applicant: **ABB Schweiz AG**, Baden (CH)

(72) Inventors: **Clemens Van-Der-Veer**, Zaandam (NL); **Francisco Garcia-Ferre**, Baden (CH); **Akhil Piplani**, Delfgauw (NL)

(73) Assignee: **ABB SCHWEIZ AG**, Baden (CH)

(\*\*) Term: **15 Years**

(21) Appl. No.: **29/724,156**

(22) Filed: **Feb. 13, 2020**

(51) **LOC (13) Cl.** ..... **13-03**

(52) **U.S. Cl.**  
USPC ..... **D13/146**

(58) **Field of Classification Search**  
USPC ..... D13/101, 103, 107, 108, 110, 118, 119, D13/120, 133, 137.1, 138.1, 138.2, 146, D13/147, 151, 184, 199  
CPC ..... H01R 13/52; H01R 13/56; H01R 13/405; H01R 13/5202; H01R 13/5227; H01R 13/6272; H02J 7/00; H02J 7/0045; H02J 7/0052; Y02T 90/14; Y02T 10/7072; B60L 11/182; B60L 11/1818  
See application file for complete search history.

(56) **References Cited**

**U.S. PATENT DOCUMENTS**

D634,709 S \* 3/2011 Ichio ..... D13/119  
D667,379 S \* 9/2012 Fukushima ..... D13/146

D669,033 S \* 10/2012 Senk ..... D13/146  
D702,641 S \* 4/2014 Ichio ..... D13/146  
D706,213 S \* 6/2014 Titus ..... D13/107  
D768,082 S \* 10/2016 Chuang ..... D13/146  
D795,193 S \* 8/2017 Huang ..... D13/133  
D837,157 S \* 1/2019 Boone ..... D13/133  
2012/0202365 A1 \* 8/2012 Ichio ..... B60L 53/16  
439/131  
2014/0106586 A1 \* 4/2014 Boeck ..... H01R 13/70  
439/188  
2017/0036556 A1 \* 2/2017 Tomiyama ..... H01R 13/5845

\* cited by examiner

*Primary Examiner* — Derrick E Holland

(74) *Attorney, Agent, or Firm* — Leydig, Voit & Mayer, Ltd.


(57) **CLAIM**

The ornamental design for a charging connector, as shown and described.

**DESCRIPTION**

FIG. 1 is a front-left perspective view of a charging connector showing our new design; FIG. 2 is a right side view thereof; FIG. 3 is a left side view thereof; FIG. 4 is a front view thereof; FIG. 5 is a rear view thereof; FIG. 6 is a top view thereof; and, FIG. 7 is a bottom view thereof.

**1 Claim, 7 Drawing Sheets**








FIG. 1

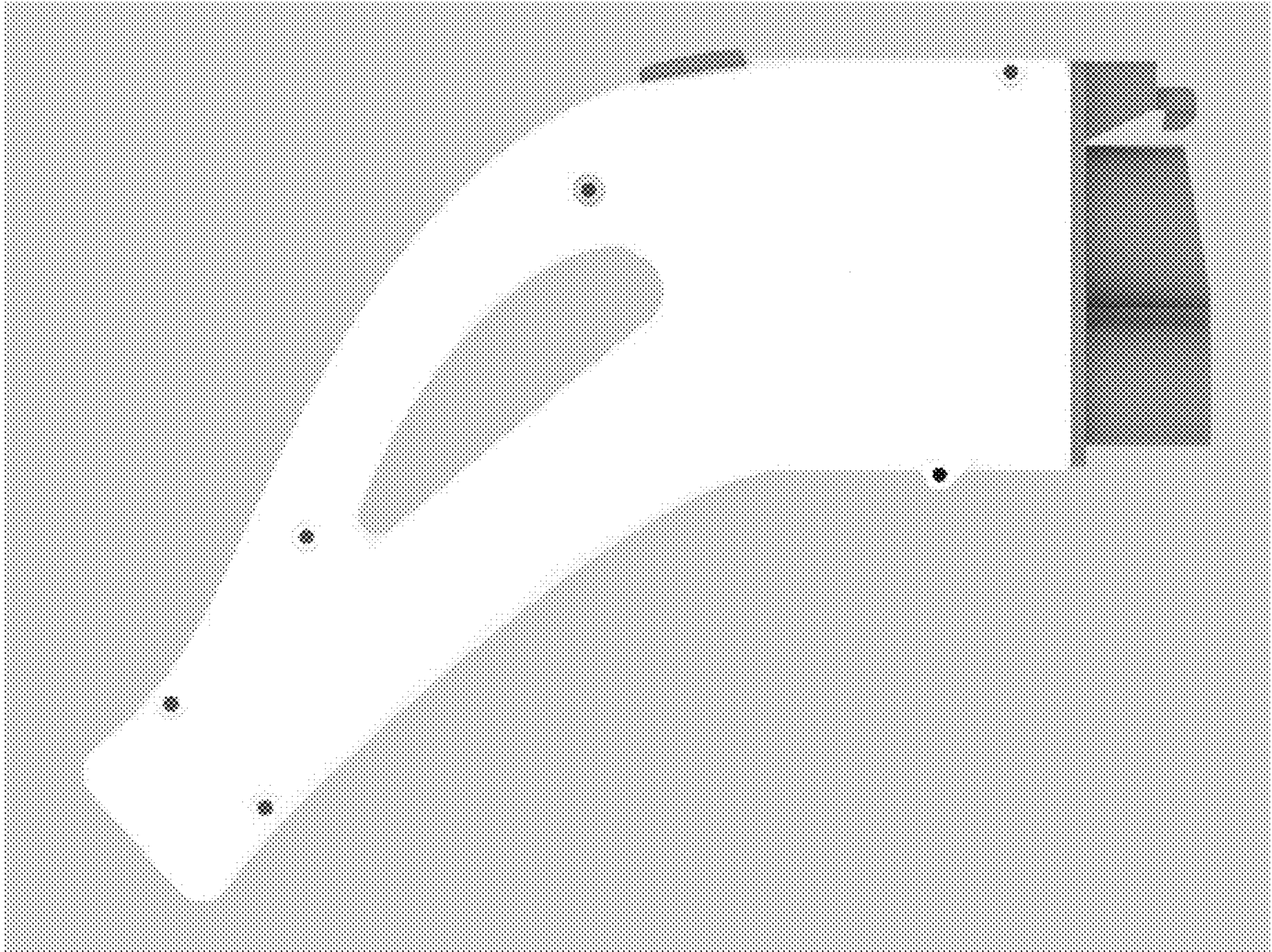


FIG. 2






FIG. 3




FIG. 4






FIG. 5



FIG. 6






FIG. 7