



US00D928686S

(12) **United States Design Patent**  
**Podlovits**

(10) **Patent No.:** **US D928,686 S**

(45) **Date of Patent:** **\*\* Aug. 24, 2021**

(54) **WHEEL FRONT FACE**

(71) Applicant: **Joseph F. Podlovits**, Brea, CA (US)

(72) Inventor: **Joseph F. Podlovits**, Brea, CA (US)

(73) Assignee: **WHEEL GROUP HOLDINGS, LLC**,  
Ontario, CA (US)

(\*\*) Term: **15 Years**

(21) Appl. No.: **29/753,538**

(22) Filed: **Sep. 30, 2020**

(51) **LOC (13) Cl.** ..... **12-16**

(52) **U.S. Cl.**  
USPC ..... **D12/209**

(58) **Field of Classification Search**  
USPC ..... D12/204–213; D21/563  
CPC .... B60B 7/00; B60B 7/02; B60B 7/04; B60B  
7/01; B60B 7/06; B60B 3/02; B60B 3/04;  
B60B 3/06; B60B 3/10; B60B 1/00;  
B60B 1/08; B60B 1/10; B60B 1/12  
See application file for complete search history.

(56) **References Cited**

**U.S. PATENT DOCUMENTS**

D408,343 S *	4/1999	Sacco	.....	D12/209
D422,258 S *	4/2000	Hale, Jr.	.....	D12/211
D430,844 S *	9/2000	Noriega	.....	D12/211
D433,370 S *	11/2000	Hussaini	.....	D12/209
D460,037 S *	7/2002	Takechi	.....	D12/211
D485,223 S *	1/2004	Pfeiffer	.....	D12/209
D517,968 S *	3/2006	Morioka	.....	D12/209
D518,430 S *	4/2006	Scheu	.....	D12/211
D521,435 S *	5/2006	Fitzgerald	.....	D12/209
D542,727 S *	5/2007	Manfredini	.....	D12/211
D584,672 S *	1/2009	Osborne	.....	D12/209
D595,631 S *	7/2009	Musser	.....	D12/211
D604,221 S *	11/2009	Krisch	.....	D12/211
D625,236 S *	10/2010	Hildebrand	.....	D12/209

D630,567 S *	1/2011	Ettensberger	.....	D12/211
D677,207 S *	3/2013	Gotschke	.....	D12/209
D701,157 S *	3/2014	McMath	.....	D12/211
D711,807 S *	8/2014	Hale	.....	D12/209
D734,705 S *	7/2015	Chung	.....	D12/211
D735,103 S *	7/2015	Lemke	.....	D12/209
D737,191 S *	8/2015	Chung	.....	D12/211
D740,735 S *	10/2015	Matsumura	.....	D12/211
D747,255 S *	1/2016	Kobayashi	.....	D12/211
D747,676 S *	1/2016	Chung	.....	D12/211
D750,004 S *	2/2016	Chung	.....	D12/211
D757,628 S *	5/2016	Rolfs	.....	D12/211
D759,564 S *	6/2016	Valencia Pollex	.....	D12/209
D778,222 S *	2/2017	Chung	.....	D12/211
D790,427 S *	6/2017	Palana	.....	D12/211
D791,052 S *	7/2017	Hodges	.....	D12/211
D793,322 S *	8/2017	Hodges	.....	D12/211
D797,028 S *	9/2017	Chung	.....	D12/211
D831,559 S *	10/2018	Hodges	.....	D12/211
D838,227 S *	1/2019	Zhen	.....	D12/209
D845,862 S *	4/2019	Kong	.....	D12/209
D849,654 S *	5/2019	Kong	.....	D12/209
D857,594 S *	8/2019	Liffick	.....	D12/211

\* cited by examiner

*Primary Examiner* — Stacia A Cadmus

(74) *Attorney, Agent, or Firm* — Law Offices of S.J.  
Christine Yang


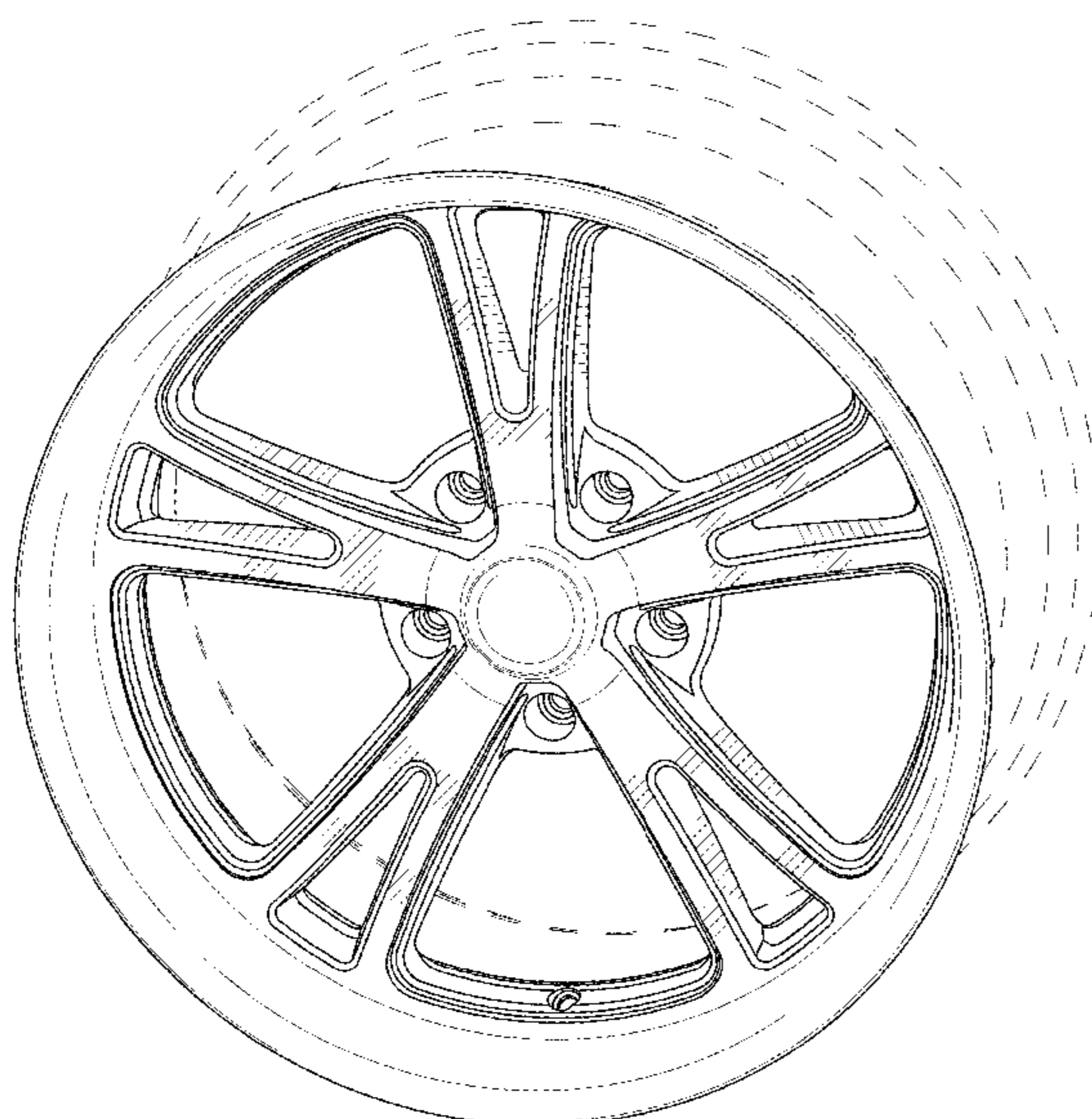
(57) **CLAIM**

The ornamental design for a wheel front face, as shown and described.

**DESCRIPTION**

FIG. 1 is a perspective view of a wheel front face, showing my new design;  
FIG. 2 is a front view thereof; and,  
FIG. 3 is a side view thereof.  
In the drawings the broken lines depict portions of the wheel that form no part of the claimed design.

**1 Claim, 3 Drawing Sheets**






FIG. 1

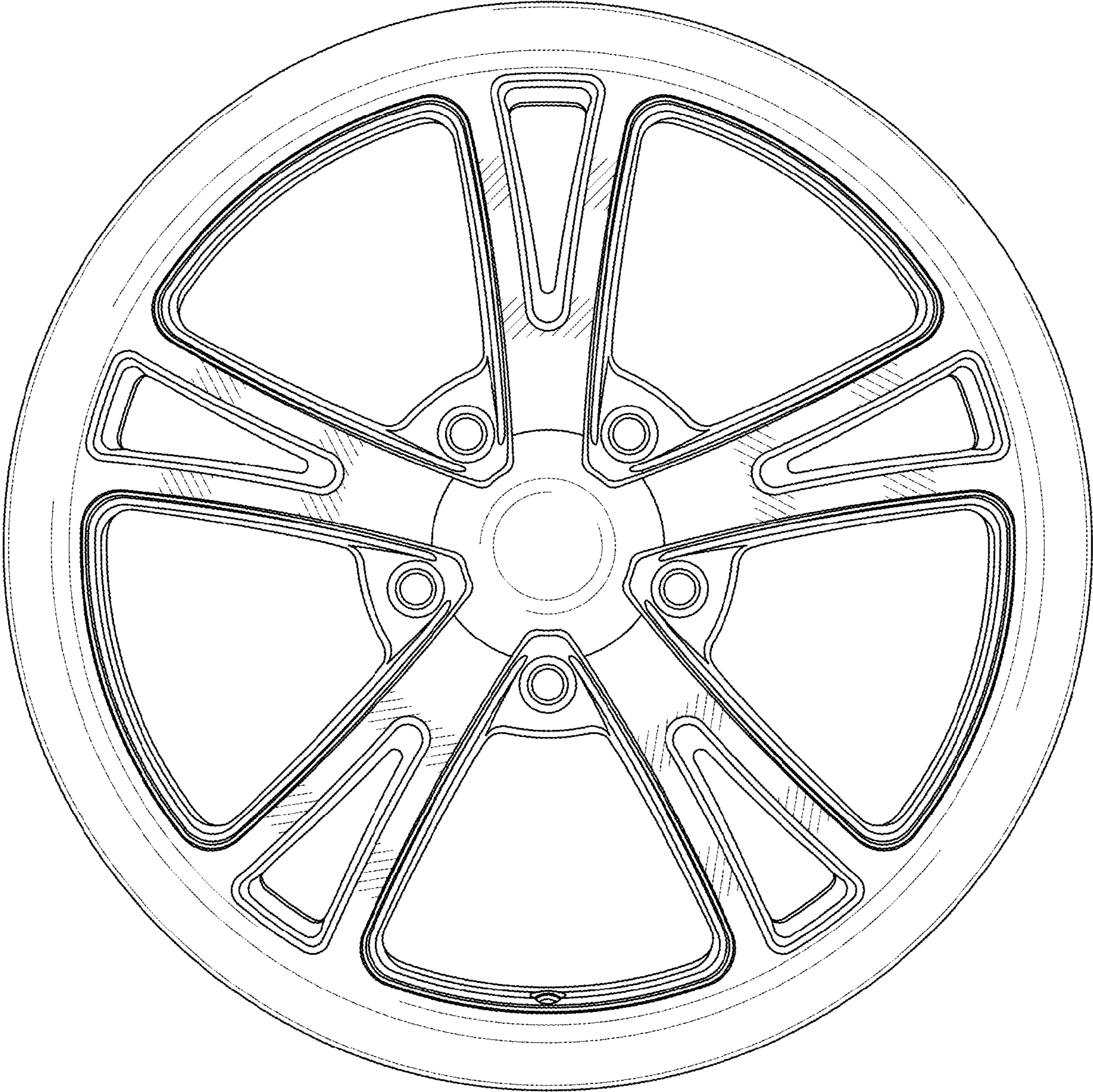


FIG. 2




FIG. 3