



US00D928670S

(12) **United States Design Patent** (10) **Patent No.:** **US D928,670 S**
Luo (45) **Date of Patent:** **** Aug. 24, 2021**

(54) **TOW ROPE**
(71) Applicant: **Beichuan QiangJia Technology Co., Ltd.**, Sichuan (CN)
(72) Inventor: **Yaoyao Luo**, Sichuan (CN)
(73) Assignee: **Beichuan QiangJia Technology Co., Ltd.**, Sichuan (CN)
(**) Term: **15 Years**
(21) Appl. No.: **29/747,282**
(22) Filed: **Aug. 20, 2020**
(51) **LOC (13) Cl.** **12-16**
(52) **U.S. Cl.**
USPC **D12/162**
(58) **Field of Classification Search**
USPC D12/162, 19, 129, 100-106, 111-112;
D21/425, 435; D34/21-26, 12, 16-19, 31
CPC . B62D 35/02; B62D 35/00; B60P 3/10; B60P
3/1033; A62B 3/005
See application file for complete search history.

(56) **References Cited**
U.S. PATENT DOCUMENTS
D694,478 S * 11/2013 Ali D30/153
D791,651 S * 7/2017 Haynes B60D 1/18
D12/162
D827,059 S 8/2018 Ross
D862,804 S * 10/2019 Bitar D30/153
D880,084 S 3/2020 Peninger

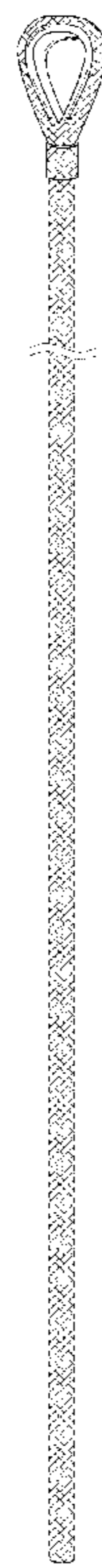
D888,618 S * 6/2020 Pang D12/162
D901,337 S * 11/2020 Pang D12/162
2006/0185571 A1* 8/2006 Leseberg B63B 34/60
114/253
2013/0017742 A1* 1/2013 Duff B63B 34/63
441/69
2014/0336016 A1* 11/2014 Hernandez A63B 21/0442
482/93
2015/0128554 A1* 5/2015 Liu D07B 1/02
57/209
2019/0126698 A1* 5/2019 Russell B60D 1/58
2019/0128375 A1* 5/2019 Benavidez F16G 11/14

* cited by examiner
Primary Examiner — Katrina A Betton
(74) *Attorney, Agent, or Firm* — ScienBiziP, P.C.

(57) **CLAIM**
The ornamental design for a tow rope, as shown and described.

DESCRIPTION
FIG. 1 is a front perspective view of a tow rope, showing my design.
FIG. 2 is a front elevation view thereof.
FIG. 3 is a rear elevation view thereof.
FIG. 4 is a left side elevation view thereof.
FIG. 5 is a right side elevation view thereof.
FIG. 6 is a top plan view thereof.
FIG. 7 is a bottom plan view thereof; and,
FIG. 8 is a perspective view of the tow rope curved.
The breaks in the drawing figures indicated no specific length.

1 Claim, 8 Drawing Sheets



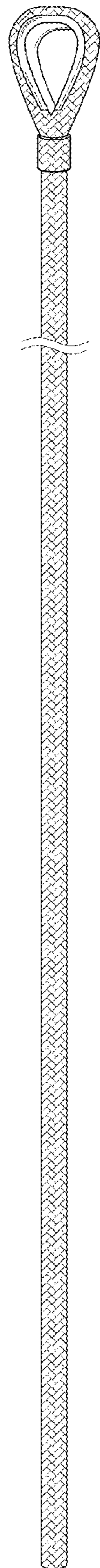


FIG. 1

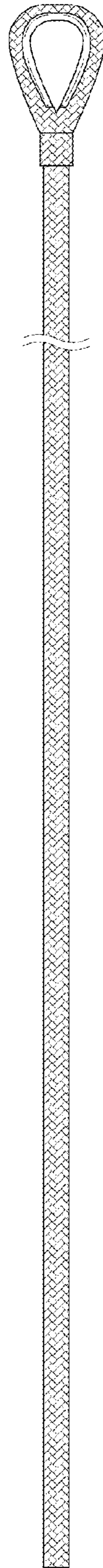


FIG. 2

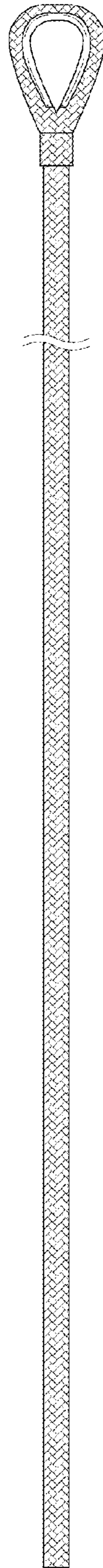


FIG. 3

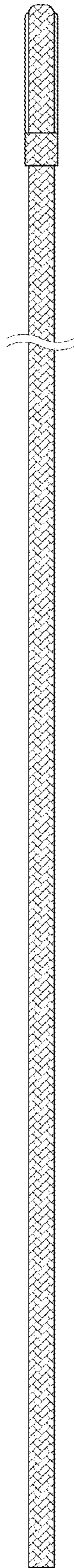


FIG.4

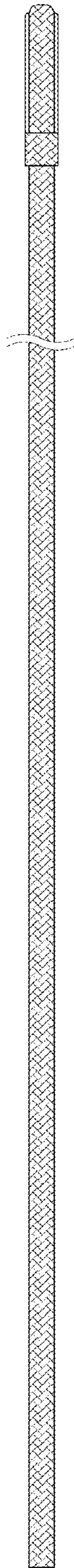


FIG.5



FIG.6



FIG.7

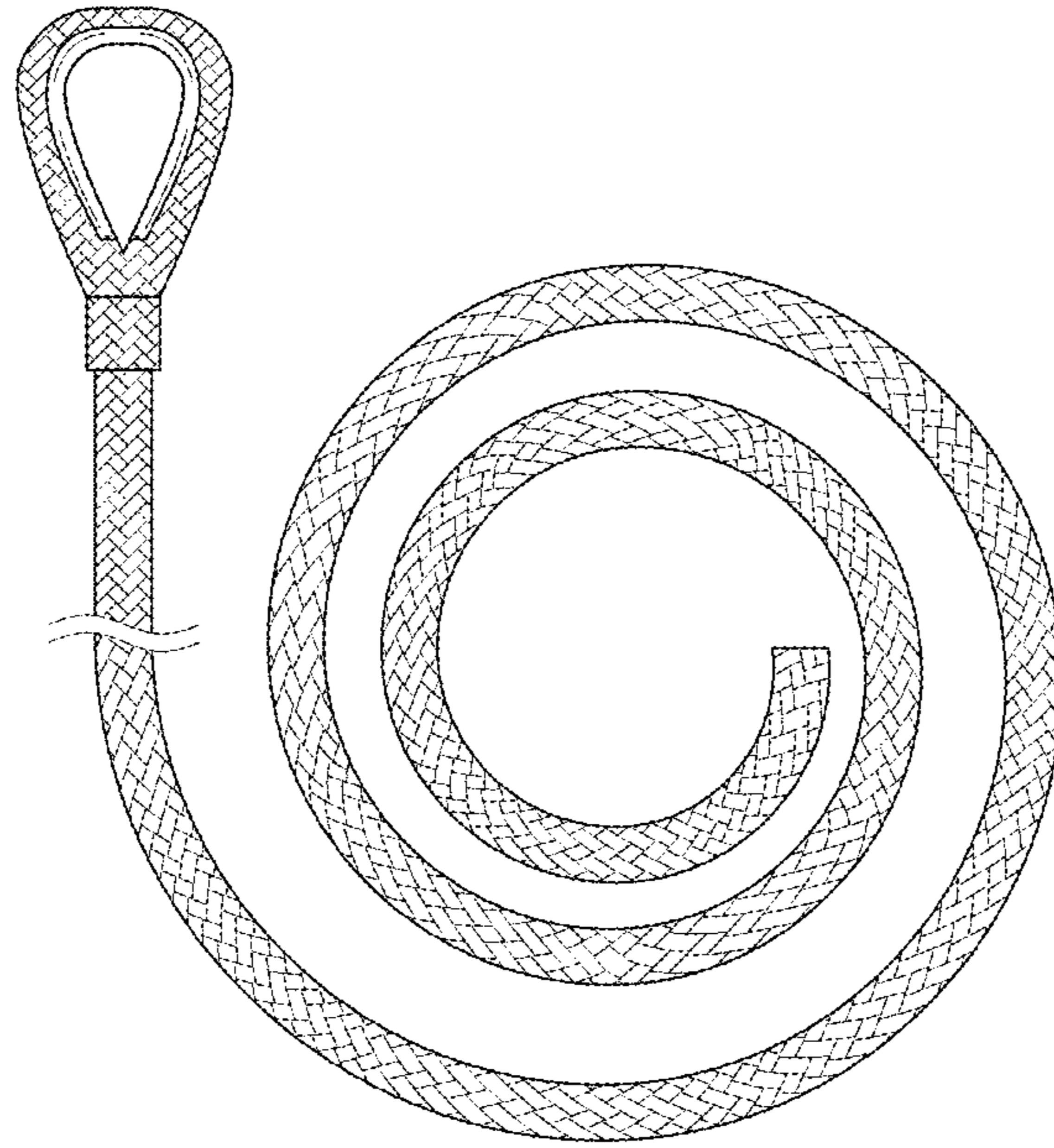


FIG.8