



US00D928659S

(12) **United States Design Patent**
Bernardi

(10) **Patent No.:** **US D928,659 S**

(45) **Date of Patent:** **** Aug. 24, 2021**

(54) **VEHICLE**

(71) Applicant: **Jaguar Land Rover Limited**, Coventry (GB)

(72) Inventor: **Florentin Bernardi**, Coventry (GB)

(73) Assignee: **JAGUAR LAND ROVER LIMITED**, Whitley Coventry (GB)

(**) Term: **15 Years**

(21) Appl. No.: **29/720,723**

(22) Filed: **Jan. 15, 2020**

(30) **Foreign Application Priority Data**

Jul. 17, 2019 (EM) 006632733

(51) **LOC (13) Cl.** **12-08**

(52) **U.S. Cl.**
USPC **D12/92**

(58) **Field of Classification Search**
USPC D12/86, 90-92, 164; D21/424, 433, 434,
D21/533; 296/181.1-181.5, 183.1

CPC B62D 25/00; B62D 25/06; B62D 33/00;
B62D 35/00

See application file for complete search history.

(56) **References Cited**

U.S. PATENT DOCUMENTS

D558,642 S * 1/2008 van Braeckel D12/92
D574,752 S * 8/2008 van Braeckel D12/92
D658,545 S * 5/2012 Van Braeckel D12/91
D662,865 S * 7/2012 Van Braeckel D12/164
D753,031 S * 4/2016 van Braeckel D12/164
D758,248 S * 6/2016 Donckerwolke D12/92
D782,367 S * 3/2017 Donckerwolke D12/92
D811,939 S * 3/2018 Lee D12/91

D811,941 S * 3/2018 Buck D12/92
D824,295 S * 7/2018 Donckerwolke D12/164
D825,386 S * 8/2018 Donckerwolke D12/92
D825,389 S * 8/2018 Pi D12/92
D830,917 S * 10/2018 Nurnberger D12/163
D835,004 S * 12/2018 Donckerwolke D12/92
D839,135 S * 1/2019 Trim D12/92
D839,136 S * 1/2019 Buck D12/92
D840,275 S * 2/2019 Trim D12/92
D842,760 S * 3/2019 Tsuchida D12/92
D859,215 S * 9/2019 Gregory D12/92
D859,235 S * 9/2019 Gregory D12/164
D867,931 S * 11/2019 Peat D12/92
D875,610 S * 2/2020 Trim D12/92
D875,611 S * 2/2020 Trim D12/92
D881,073 S * 4/2020 Donfrancesco D12/92
D901,338 S * 11/2020 Luo D12/163
D906,886 S * 1/2021 Hatton D12/92

* cited by examiner

Primary Examiner — Melody N Brown

(74) *Attorney, Agent, or Firm* — Reising Ethington P.C.

(57) **CLAIM**

The ornamental design for a vehicle, as shown and described.

DESCRIPTION

FIG. 1 is a left, front perspective view of a vehicle showing my new design;

FIG. 2 is a rear, right perspective view thereof;

FIG. 3 is a front elevational view thereof;

FIG. 4 is a rear elevational view thereof;

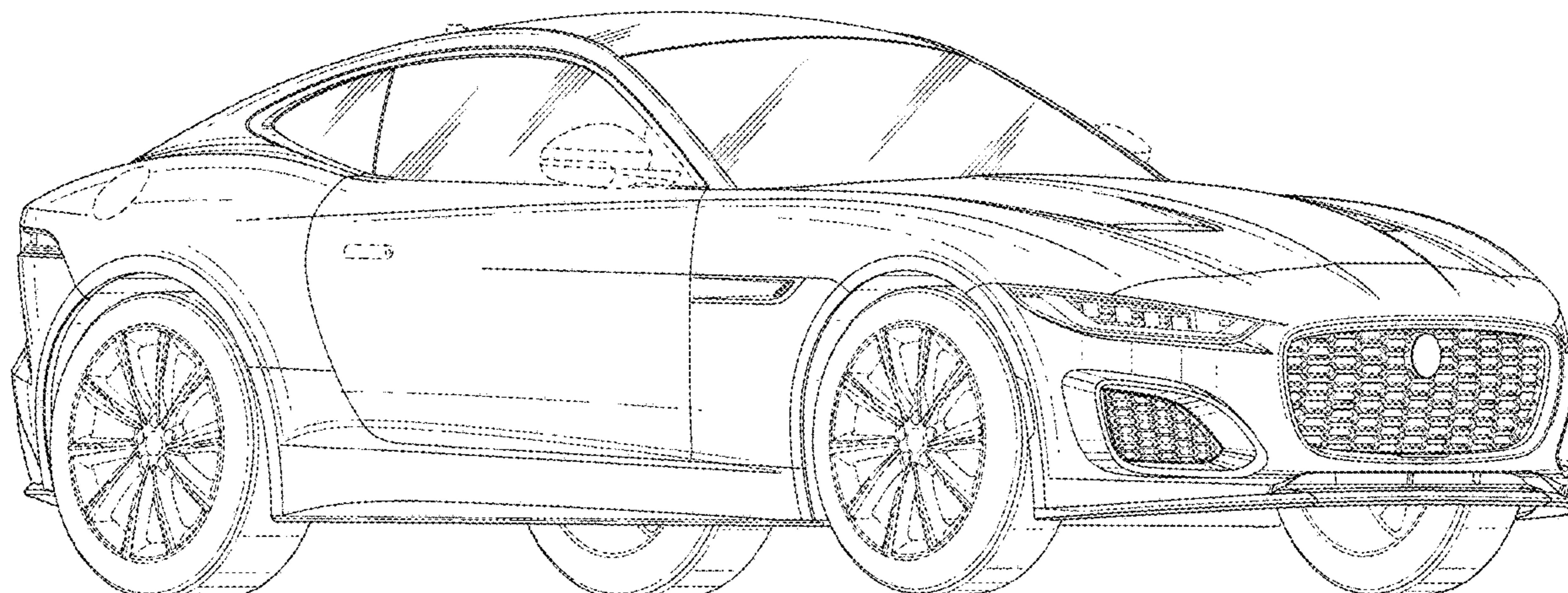
FIG. 5 is a left side elevational view thereof;

FIG. 6 is a right side elevational view thereof; and,

FIG. 7 is a top plan view thereof.

The broken lines form no part of the claimed design, but instead show environmental structure and serve as unclaimed boundaries.

1 Claim, 7 Drawing Sheets



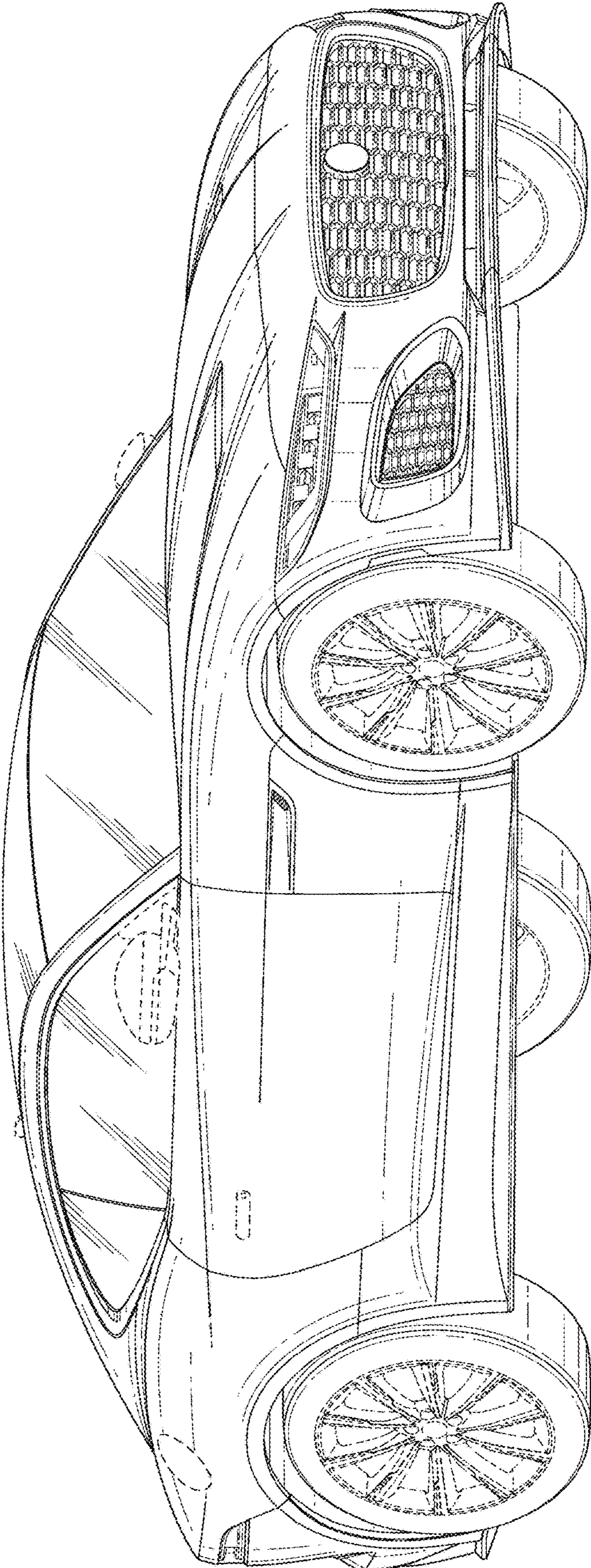


FIG. 1




FIG. 2

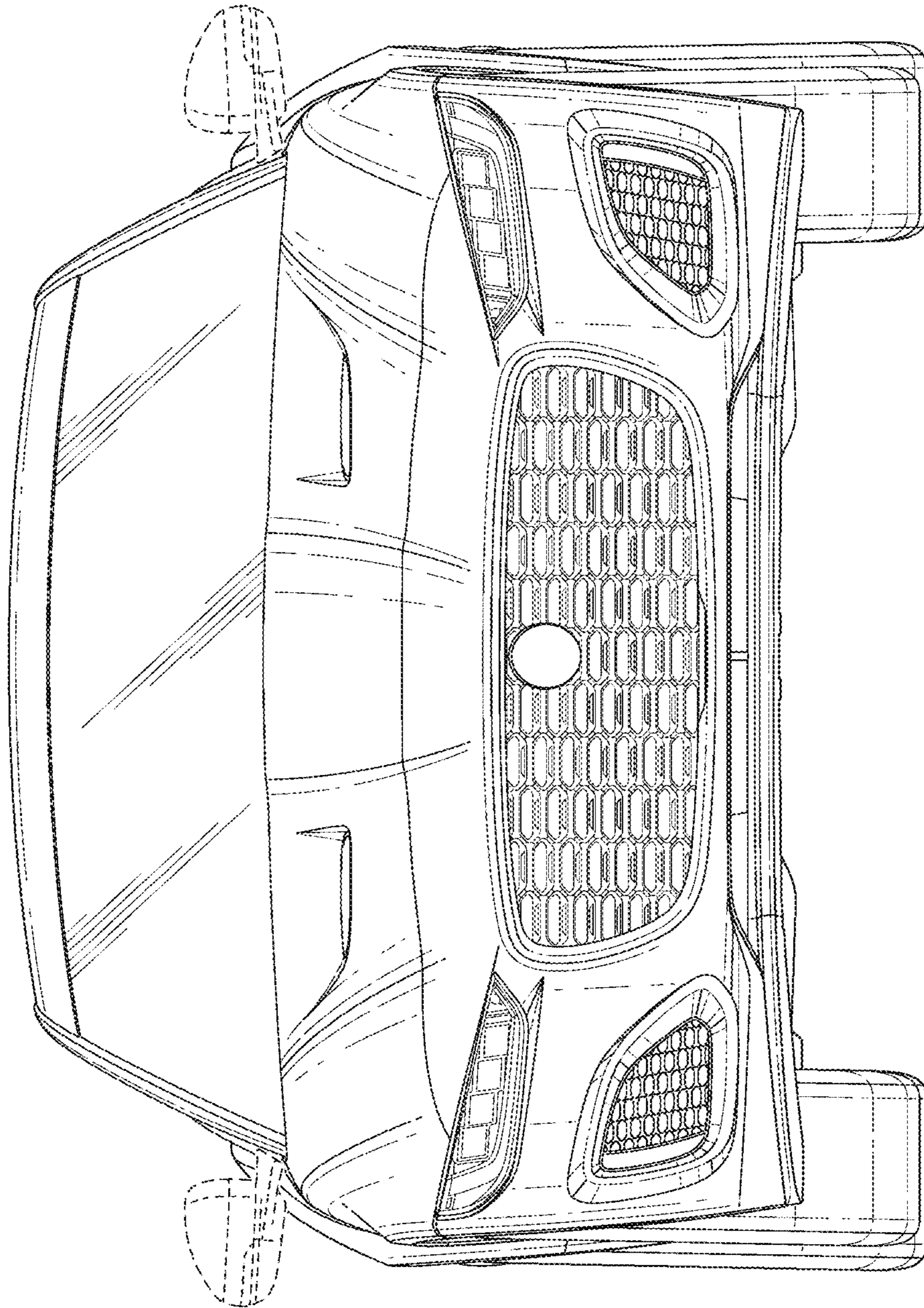


FIG. 3

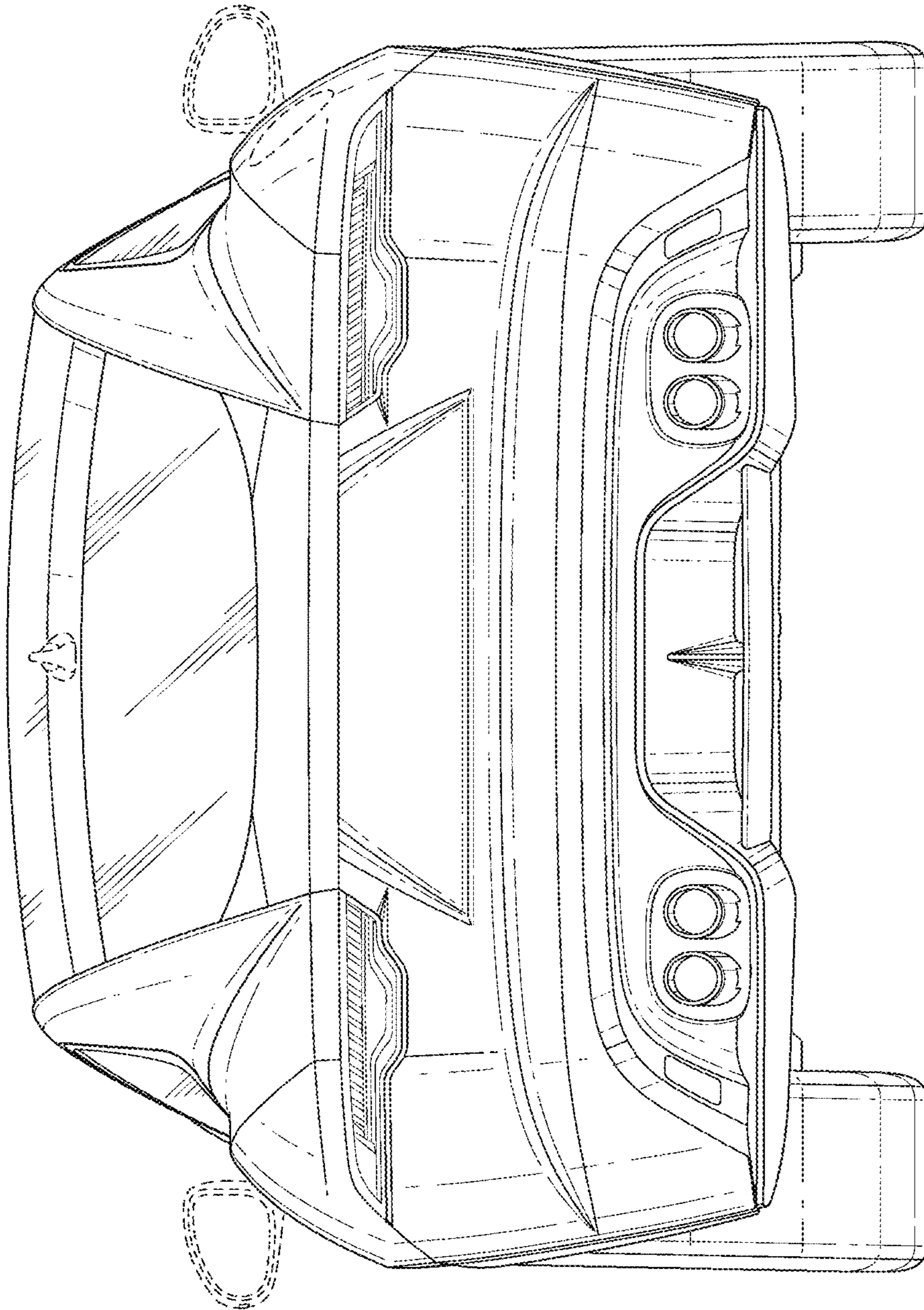


FIG. 4

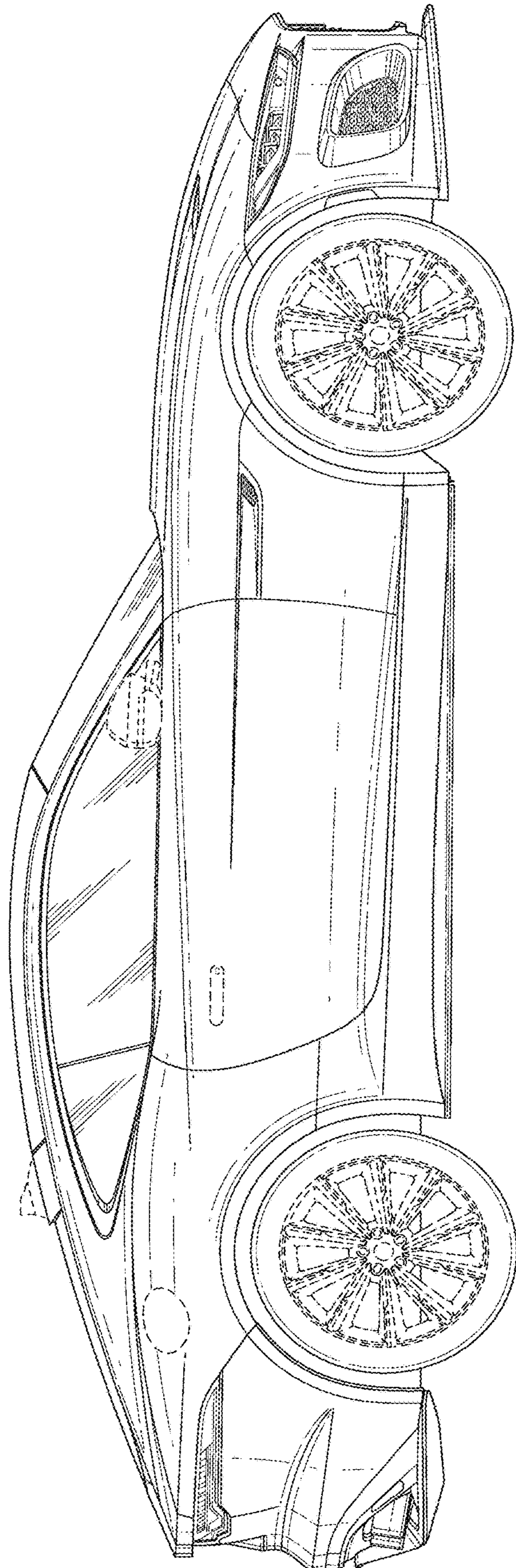


FIG. 5

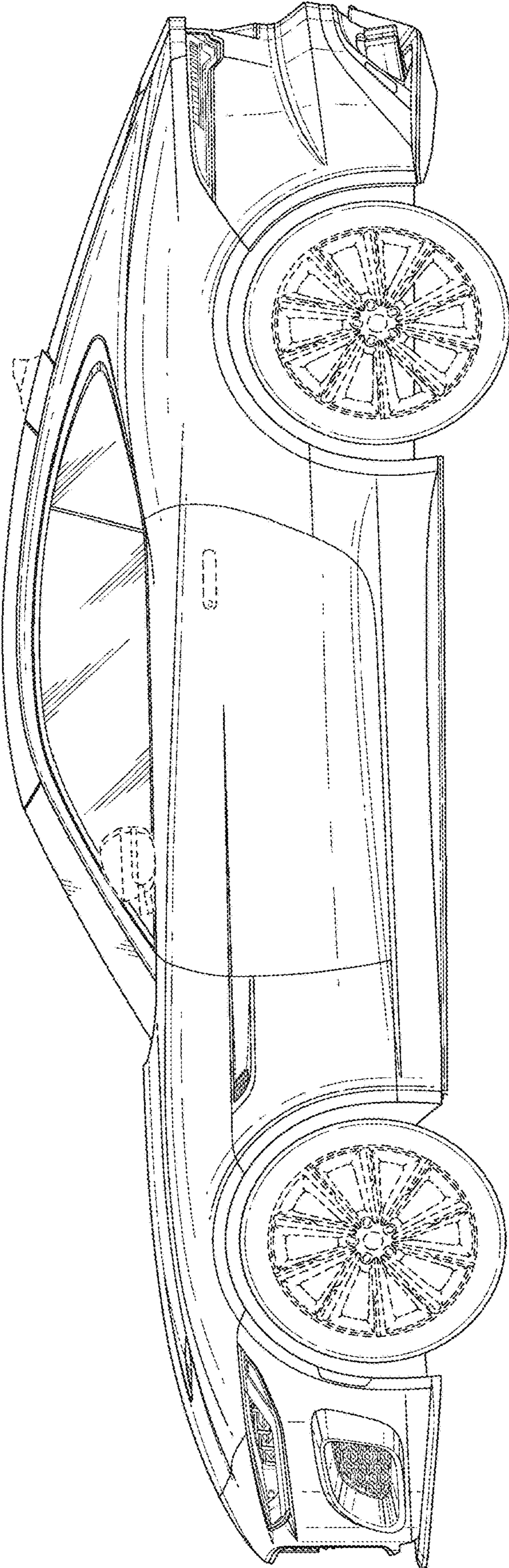


FIG. 6

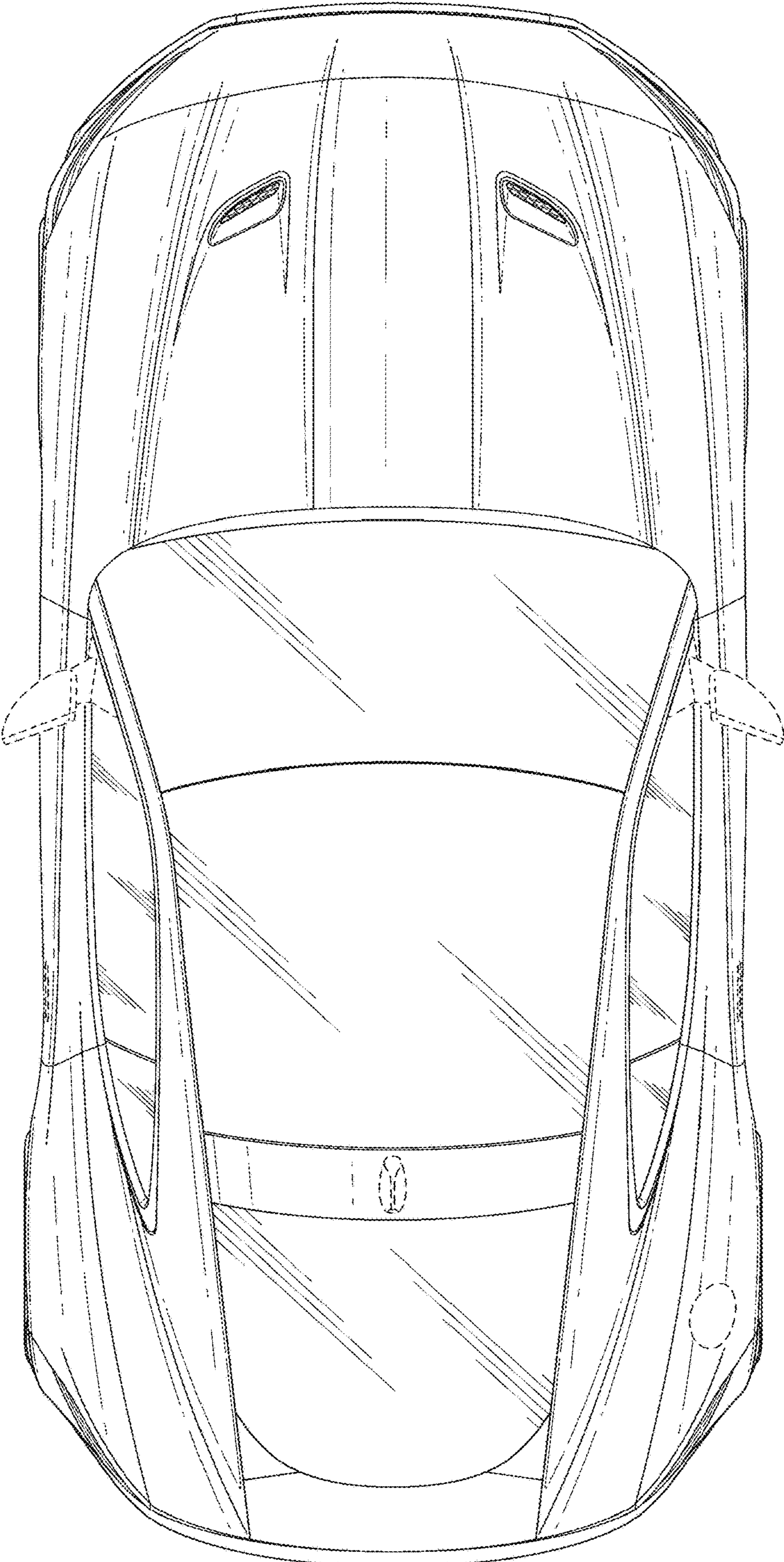


FIG. 7