



US00D928618S

(12) **United States Design Patent** (10) **Patent No.:** **US D928,618 S**
Lee et al. (45) **Date of Patent:** **** Aug. 24, 2021**

(54) **CONTAINER FOR COSMETICS**
(71) Applicant: **SHINSEGAE INTERNATIONAL INC., Seoul (KR)**
(72) Inventors: **Gil-Han Lee, Seoul (KR); Myo-Soon Kim, Seoul (KR); Ji-Yoon Seo, Seoul (KR)**
(73) Assignee: **SHINSEGAE INTERNATIONAL INC., Seoul (KR)**
(**) Term: **15 Years**
(21) Appl. No.: **29/673,290**
(22) Filed: **Dec. 13, 2018**
(51) **LOC (13) Cl.** **09-07**
(52) **U.S. Cl.**
USPC **D9/503; D9/723**
(58) **Field of Classification Search**
USPC D9/652, 667, 772, 500-505, 516, 520, D9/537, 544-545, 549, 428, 449, 452, D9/723; D28/76, 77, 82, 88, 91.1; D24/121, 197; D7/601, 602, 605
CPC B65D 1/00; B65D 1/02; B65D 1/0207; B65D 1/0223; B65D 21/0209; B65D 21/0213; B65D 2501/00; B65D 2501/0009
See application file for complete search history.

D491,066 S * 6/2004 Le Goff D9/500
7,434,602 B2 * 10/2008 Barone B65D 47/18
141/112
D582,282 S * 12/2008 Althoff D9/522
D680,444 S * 4/2013 Park D9/691
D686,509 S * 7/2013 Ashiwa D9/723
D698,244 S * 1/2014 Lin D9/500
9,347,811 B2 * 5/2016 Wang B01L 3/0282
9,351,556 B2 * 5/2016 Kim A45D 34/04
D805,904 S * 12/2017 Kim D9/503
D821,221 S * 6/2018 Jung D9/691
D825,336 S * 8/2018 Spurrier D9/500
D828,113 S * 9/2018 Fleischhut D7/608
D828,164 S * 9/2018 Kim D9/503
D884,282 S * 5/2020 Jung D28/76
D886,632 S * 6/2020 Ahn D9/723

(Continued)

OTHER PUBLICATIONS

New Order by Pierre Calvin Zipagan, date posted unknown, site visited Aug. 3, 2020, available from internet, <<https://pierrezipagan.com/copy-of-new-order>>.*

Primary Examiner — Lilyana Bekic
Assistant Examiner — Sharon S Oum
(74) *Attorney, Agent, or Firm* — Hamre, Schumann, Mueller & Larson, P.C.

(57) **CLAIM**


The ornamental design for a container for cosmetics, as shown and described.

DESCRIPTION

FIG. 1 is a front elevational view of a container for cosmetics showing our new design;
FIG. 2 is a rear elevational view thereof;
FIG. 3 is left side view thereof;
FIG. 4 is a right side view thereof;
FIG. 5 is a top plan view thereof; and,
FIG. 6 is a perspective view thereof.

1 Claim, 6 Drawing Sheets

(56) **References Cited**
U.S. PATENT DOCUMENTS
D55,851 S * 7/1920 Erdoes et al. D19/79
D138,686 S * 8/1944 Smith D9/503
2,742,195 A * 4/1956 Elder, Jr. B01L 3/0282
141/24
4,286,633 A * 9/1981 Herr B65D 50/041
141/24
D378,492 S * 3/1997 Salle D9/502
D406,889 S * 3/1999 Hesson D24/115
D421,496 S * 3/2000 Hellstrom D24/121



(56)

References Cited

U.S. PATENT DOCUMENTS

2006/0118582 A1* 6/2006 Hsu-Yeh B01L 3/0272
222/420
2014/0234007 A1* 8/2014 Lee A45D 40/26
401/121
2016/0166046 A1* 6/2016 Hwang A45D 34/06
206/221
2017/0006999 A1* 1/2017 Moon A45D 34/04
2017/0129661 A1* 5/2017 Van Tassell, III B65D 47/18

* cited by examiner



FIG. 1




FIG. 2




FIG. 3




FIG. 4




FIG. 5




FIG. 6