



US00D928614S

(12) **United States Design Patent** (10) **Patent No.:** **US D928,614 S**
Lee et al. (45) **Date of Patent:** **** *Aug. 24, 2021**

- (54) **CONTAINER FOR COSMETICS**
- (71) Applicant: **SHINSEGAE INTERNATIONAL INC.**, Seoul (KR)
- (72) Inventors: **Gil-Han Lee**, Seoul (KR); **Myo-Soon Kim**, Seoul (KR); **Ji-Yoon Seo**, Seoul (KR)
- (73) Assignee: **SHINSEGAE INTERNATIONAL INC.**, Seoul (KR)
- (*) Notice: This patent is subject to a terminal disclaimer.
- (**) Term: **15 Years**
- (21) Appl. No.: **29/673,276**
- (22) Filed: **Dec. 13, 2018**
- (51) **LOC (13) Cl.** **09-07**
- (52) **U.S. Cl.**
USPC **D9/503**; D9/454
- (58) **Field of Classification Search**
USPC D9/652, 667, 772, 500-505, 516, 520, D9/537, 544-545, 549, 428, 449, 452, D9/451, 454; D28/76, 77, 82, 88, 91.1; D24/121, 197; D7/601, 602, 605
CPC B65D 1/00; B65D 1/02; B65D 1/0207; B65D 1/0223; B65D 21/0209; B65D 21/0213; B65D 2501/00; B65D 2501/0009
See application file for complete search history.

- D680,444 S * 4/2013 Park D9/691
- D698,244 S * 1/2014 Lin D9/500
- D703,053 S * 4/2014 Park D9/503
- 9,289,046 B1 * 3/2016 Blackwell A45D 29/001
- 9,347,811 B2 * 5/2016 Wang B01L 3/0282
- D772,718 S * 11/2016 Lee D9/558
- D781,715 S * 3/2017 Lee D9/691
- D821,221 S * 6/2018 Jung D9/691
- D825,336 S * 8/2018 Spurrier D9/500
- D828,113 S * 9/2018 Fleischhut D7/608
- 2014/0234007 A1 * 8/2014 Lee A45D 40/26 401/121
- 2017/0006999 A1 * 1/2017 Moon A45D 34/04

OTHER PUBLICATIONS

New Order by Pierre Calvin Zipagan, date posted unknown, site visited Aug. 3, 2020, available from internet, <<https://pierrezipagan.com/copy-of-new-order>>.*

* cited by examiner

Primary Examiner — Lilyana Bekic
Assistant Examiner — Sharon S Oum
(74) *Attorney, Agent, or Firm* — Hamre, Schumann, Mueller & Larson, P.C.

(57) **CLAIM**

The ornamental design for a container for cosmetics, as shown and described.


DESCRIPTION

FIG. 1 is a front elevational view of a container for cosmetics showing our new design;
FIG. 2 is a rear elevational view thereof;
FIG. 3 is left side view thereof;
FIG. 4 is a right side view thereof;
FIG. 5 is a top plan view thereof; and,
FIG. 6 is a perspective view thereof.

1 Claim, 6 Drawing Sheets

(56) **References Cited**
U.S. PATENT DOCUMENTS

- D378,492 S * 3/1997 Salle D9/502
- D485,183 S * 1/2004 Lerolle D9/503
- D491,066 S * 6/2004 Le Goff D9/500






FIG. 1




FIG. 2




FIG. 3

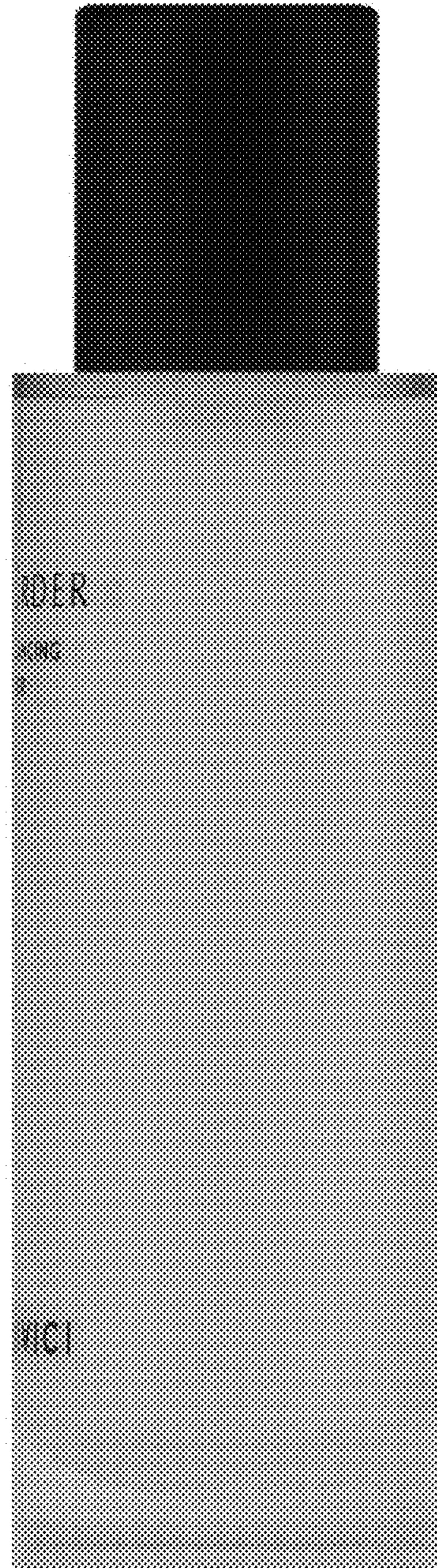


FIG. 4



FIG. 5




FIG. 6