



US00D928545S

(12) **United States Design Patent** (10) **Patent No.:** **US D928,545 S**
Lah (45) **Date of Patent:** **** Aug. 24, 2021**

(54) **COOKING APPLIANCE WITH GRILL GRATE ASSEMBLY**

(56) **References Cited**

(71) Applicant: **WHIRLPOOL CORPORATION**,
Benton Harbor, MI (US)

(72) Inventor: **Michael C. Lah**, Benton Harbor, MI
(US)

(73) Assignee: **Whirlpool Corporation**, Benton
Harbor, MI (US)

(**) Term: **15 Years**

(21) Appl. No.: **29/661,848**

(22) Filed: **Aug. 31, 2018**

U.S. PATENT DOCUMENTS

3,353,527 A * 11/1967 Anderson A47J 37/0768
126/25 R

D251,106 S 2/1979 Petursson
D282,139 S 1/1986 Radford
D293,069 S 12/1987 Cerola
D293,070 S 12/1987 Cerola
D303,605 S 9/1989 Davis et al.
D343,989 S 2/1994 Falk

(Continued)

FOREIGN PATENT DOCUMENTS

CN 208404218 U * 1/2019
CN 208941875 U * 6/2019

(Continued)

Primary Examiner — Dana K Weiland
Assistant Examiner — Messina L Smith

(74) *Attorney, Agent, or Firm* — Price Heneveld LLP

(57) **CLAIM**

The ornamental design for a cooking appliance with grill grate assembly, as shown and described.

DESCRIPTION

FIG. 1 is a front perspective view of a cooking appliance with grill grate assembly according to the new design; FIG. 2 is a top plan view thereof; FIG. 3 is a bottom plan view thereof; FIG. 4 is a right side elevation view thereof; FIG. 5 is a left side elevation view thereof; FIG. 6 is a front elevation view thereof; FIG. 7 is a back elevation view thereof; and, FIG. 8 is a front perspective view of the cooking appliance with grill grate assembly shown with the grill grate assembly of FIGS. 1-7 assembled in a cooking appliance. In the figures: Broken lines illustrate portions of the cooking appliance with grill grate assembly that form no part of the claimed design.

Related U.S. Application Data

(62) Division of application No. 29/587,369, filed on Dec. 13, 2016, now Pat. No. Des. 829,483.

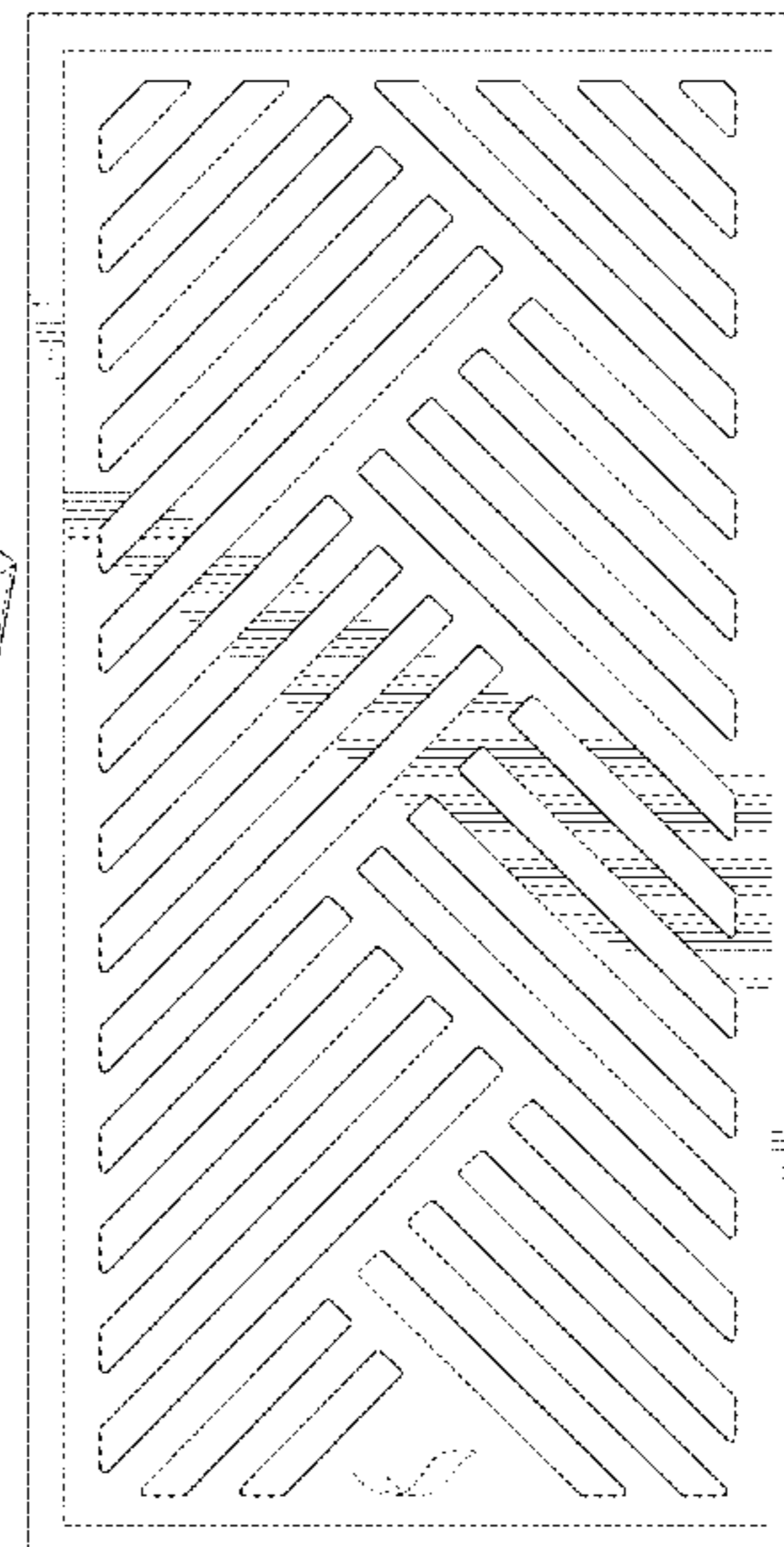
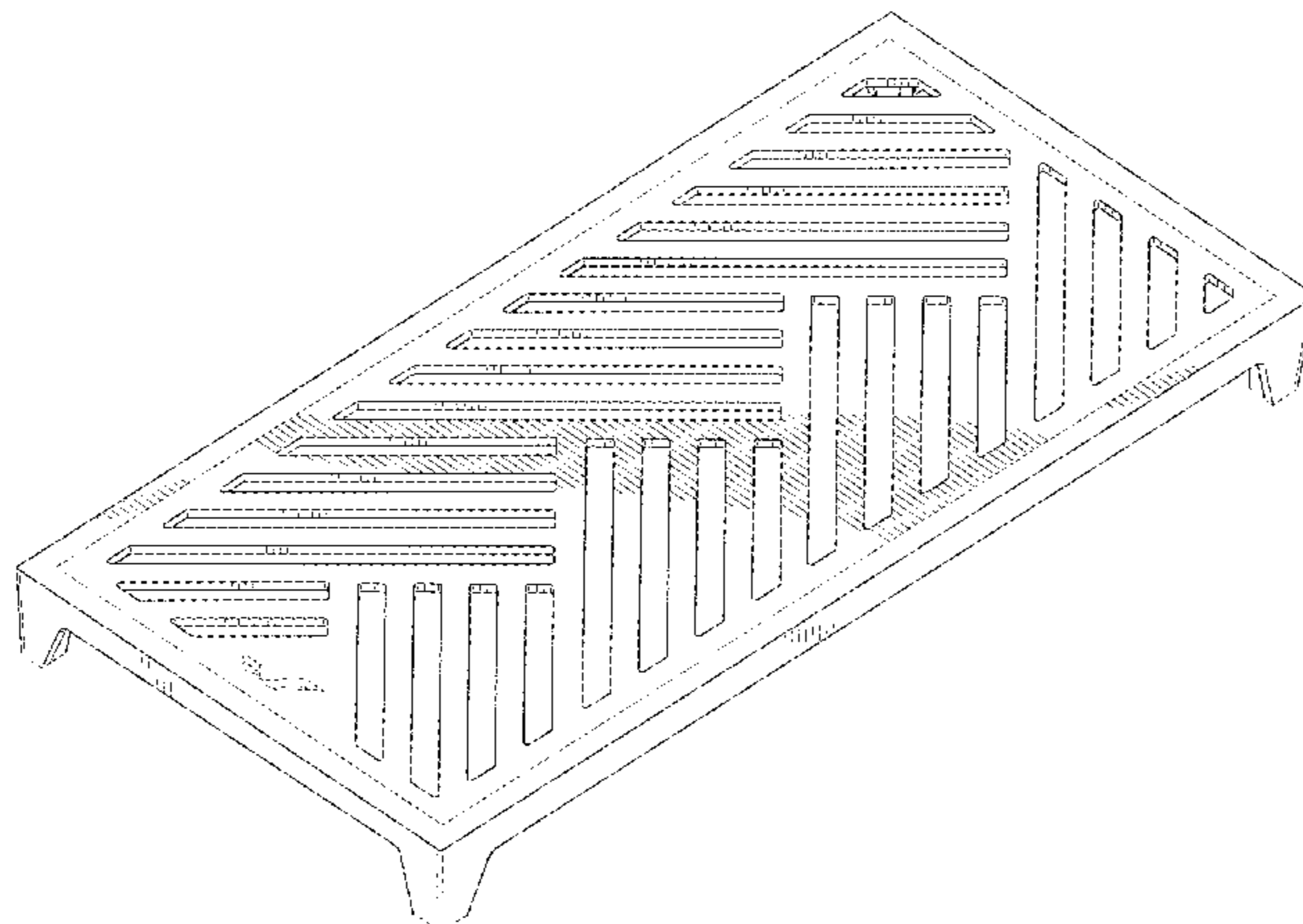
(51) **LOC (13) Cl.** **07-02**

(52) **U.S. Cl.**
USPC **D7/340**

(58) **Field of Classification Search**
USPC D7/323, 328-330, 339-349, 390,
D7/402-406; D21/523-524;
D8/300-306
CPC ... A21B 2/00; A47J 37/00; A47J 37/06; A47J
37/0611; A47J 37/08; A47J 37/0807;
A47J 37/0814; A47J 37/0835; A47J
37/0842; A47J 37/085; A47J 37/0864;
A47J 37/0878; A47J 37/0885; A47J
37/0892; F24C 7/00; F24C 7/002; F24C
7/046; F24C 7/067; F24C 15/04; F24C
15/10; F24C 15/102; F24C 15/107

See application file for complete search history.

1 Claim, 6 Drawing Sheets



(56)

References Cited

U.S. PATENT DOCUMENTS

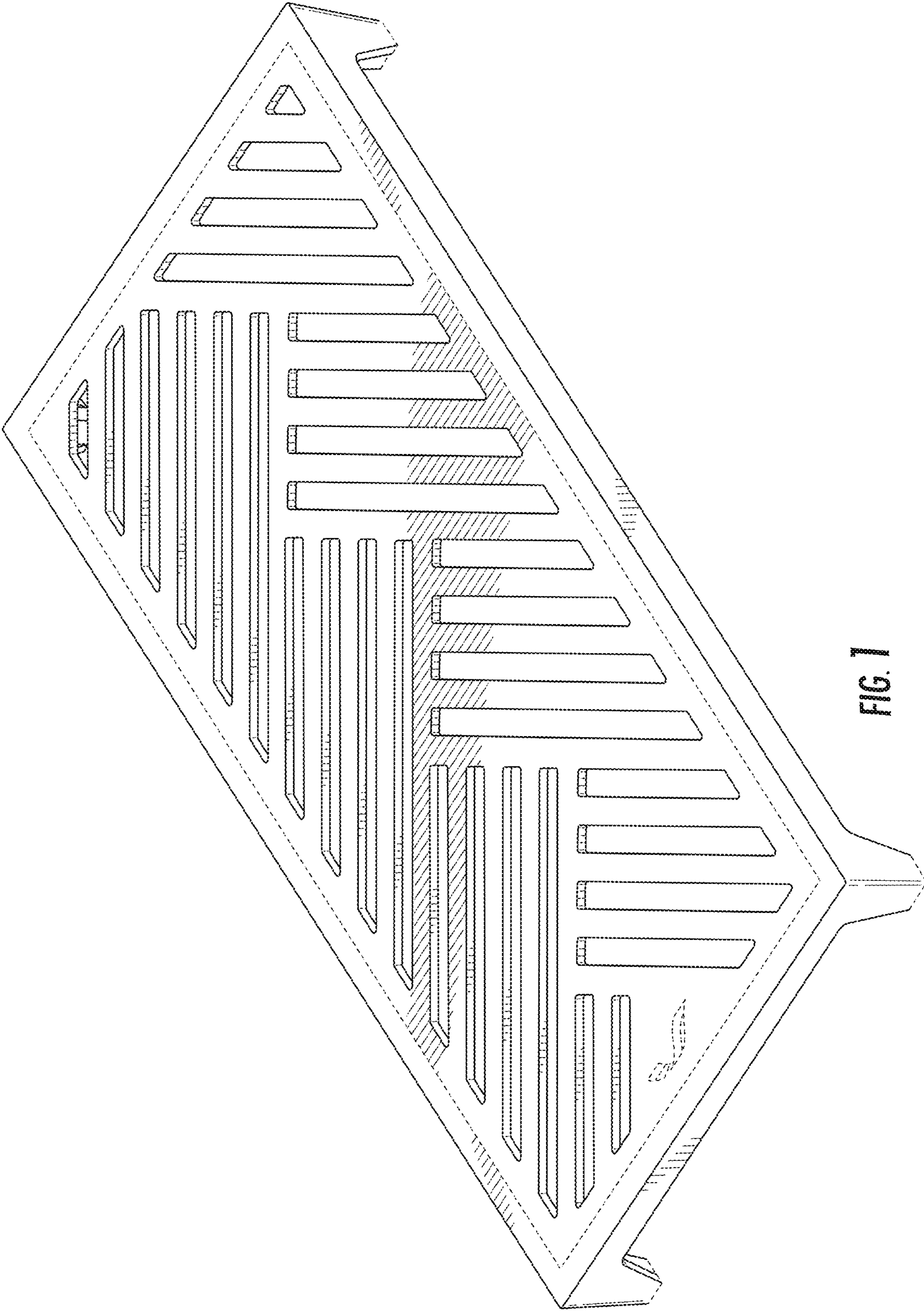
D346,306 S 4/1994 Falk
 D361,015 S 8/1995 Doty et al.
 D364,535 S 11/1995 Moore
 D369,062 S * 4/1996 Holbrook, Jr. D7/408
 D378,885 S 4/1997 Sparks
 D383,355 S 9/1997 Uter
 D393,567 S 4/1998 Ashcraft et al.
 D393,774 S 4/1998 Ashcraft et al.
 5,799,645 A 9/1998 Strader et al.
 D401,112 S 11/1998 Miller
 D427,487 S 7/2000 Holbrook
 6,389,959 B1 5/2002 Robertson
 D580,225 S * 11/2008 Geiger D7/408
 D651,464 S 1/2012 Funnell et al.
 D758,797 S * 6/2016 Lee D7/409
 9,631,700 B2 * 4/2017 Edinger F24C 7/08
 D790,905 S * 7/2017 Sajjad D7/339
 10,024,542 B2 * 7/2018 Chang F23N 1/007

D827,357 S * 9/2018 Kang D7/346
 D827,359 S * 9/2018 Kim D7/346
 D829,482 S * 10/2018 Incukur D7/340
 D829,483 S * 10/2018 Lah D7/340
 D835,932 S * 12/2018 Incukur D7/340
 10,165,895 B1 * 1/2019 Bretagna A47J 37/0694
 D874,865 S * 2/2020 Lim D7/346
 2011/0067577 A1 * 3/2011 Riddle A47J 37/067
 99/339
 2014/0013964 A1 * 1/2014 Hill A47J 37/06
 99/446
 2019/0104884 A1 * 4/2019 Khormaei A47J 37/06

FOREIGN PATENT DOCUMENTS

CN 209661415 U * 11/2019
 CN 110859524 A * 3/2020
 CN 110881868 A * 3/2020
 JP 3192944 U * 9/2014
 WO WO 2019202423 A1 * 10/2019

* cited by examiner






FIG. 2




FIG. 3




FIG. 4




FIG. 5




FIG. 6




FIG. 7

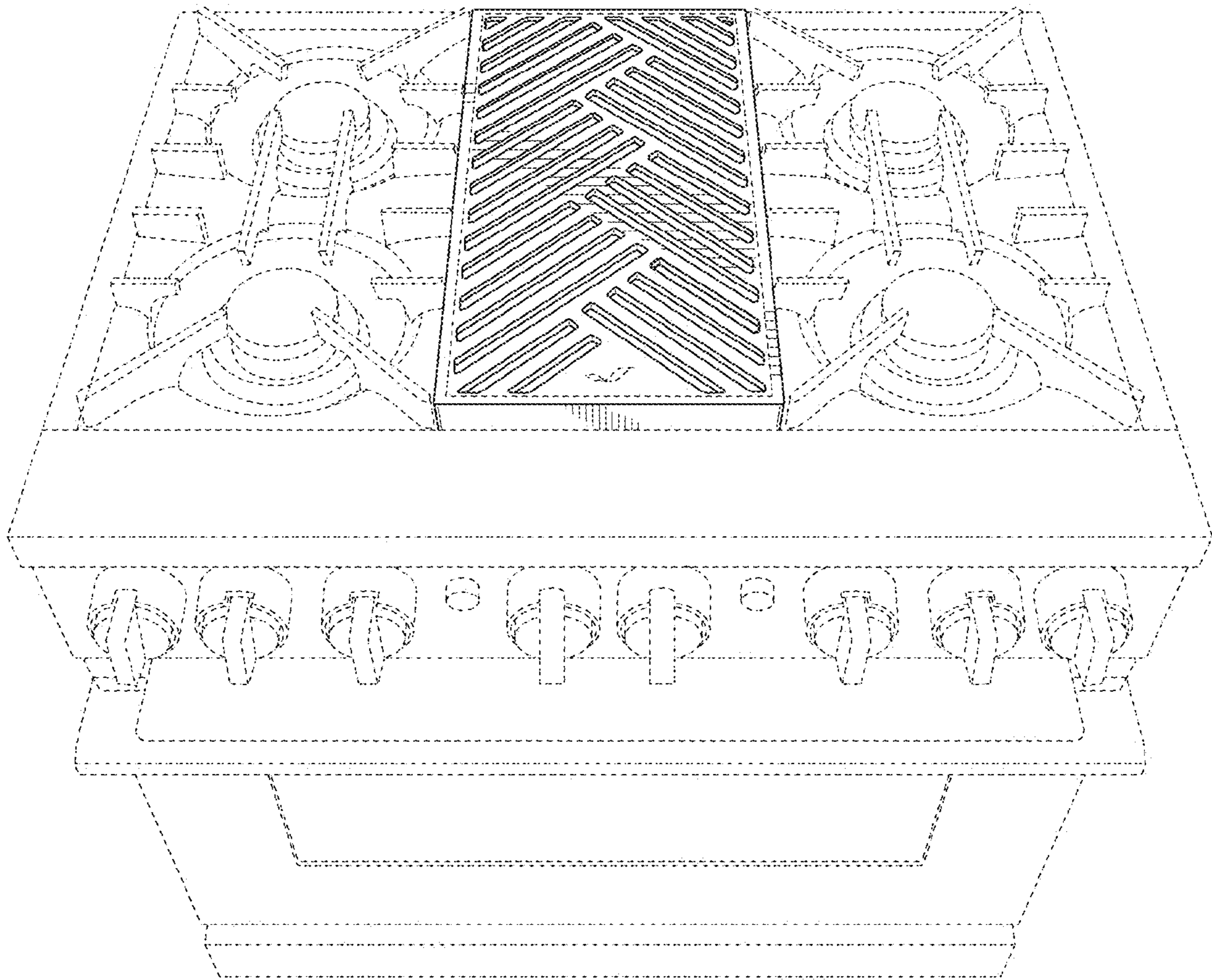


FIG. 8