



US00D928535S

(12) **United States Design Patent** (10) **Patent No.:** **US D928,535 S**
Acharya et al. (45) **Date of Patent:** **** Aug. 24, 2021**

(54) **MATTRESS**
(71) Applicant: **Purple Innovation, LLC**, Alpine, UT (US)
(72) Inventors: **Dhyey Y. Acharya**, Lehi, UT (US); **Brock Harris**, Draper, UT (US); **Brian David Collier**, Provo, UT (US)
(73) Assignee: **Purple Innovation, LLC**, Lehi, UT (US)
(**) Term: **15 Years**
(21) Appl. No.: **29/695,784**
(22) Filed: **Jun. 21, 2019**
(51) **LOC (13) Cl.** **06-09**
(52) **U.S. Cl.**
USPC **D6/605**
(58) **Field of Classification Search**
USPC D6/582–583, 587–592, 595–609, D6/617–622; D21/803–809; D24/183
CPC A47G 9/00; A47G 2009/001; A47G 2009/002; A47G 2009/003; A47G 2009/005; A47G 2009/006; A47G 9/02; A47G 9/0207; A47G 9/0215; A47G 9/0223; A47G 9/023; A47G 9/0238; A47G 9/0246; A47G 9/0253; A47G 9/0261; A47G 9/06; A47G 9/062; A47G 9/066; A47G 9/068; A47G 9/08; A47G 2009/0276; A47G 9/0284; A47G 9/0292; A47G 9/04; A47G 9/10
See application file for complete search history.

D670,950 S * 11/2012 Price D6/605
D673,412 S * 1/2013 Roberts D6/605
D679,931 S * 4/2013 Itzkovitz D6/605
D690,962 S * 10/2013 Danileson D6/605
D707,061 S * 6/2014 Tjoflat D6/605
D717,078 S * 11/2014 Arnold D6/605
D720,159 S * 12/2014 Arnold D6/606
D776,959 S * 1/2017 Arnold D6/605
D811,127 S * 2/2018 Bell D6/605
D824,712 S * 8/2018 Rawls-Meehan D6/718
D830,729 S * 10/2018 Alletto, Jr. D6/596
D831,383 S * 10/2018 Alletto, Jr. D6/596
D866,223 S * 11/2019 Williams D6/605
10,555,618 B2 * 2/2020 Pearce A47G 9/04

* cited by examiner

Primary Examiner — Jennifer L Rempfer
(74) *Attorney, Agent, or Firm* — Dentons Durham Jones Pinegar

(57) **CLAIM**

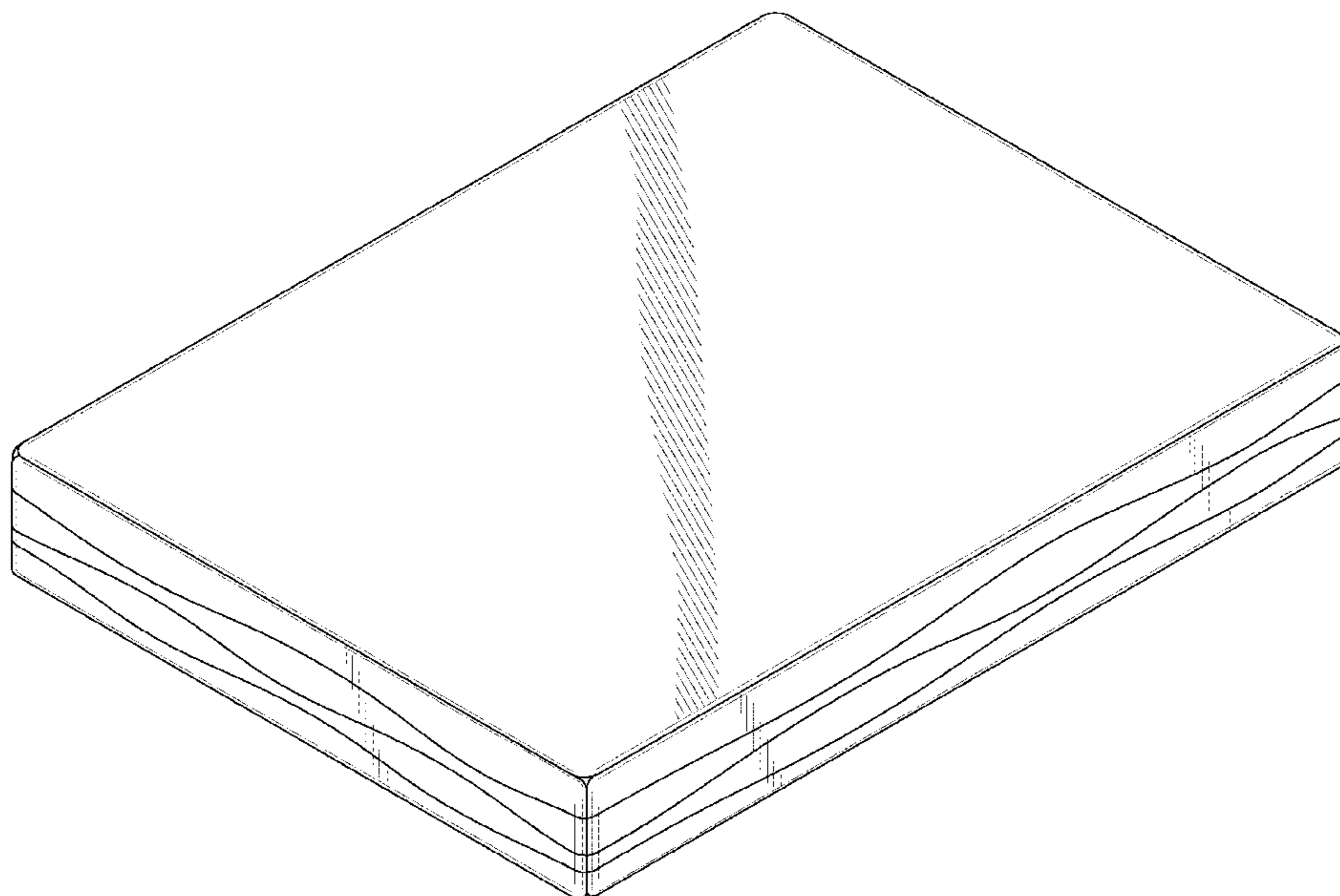
The ornamental design for a mattress, as shown and described.

DESCRIPTION

FIG. 1 is a top perspective view of a mattress;
FIG. 2 is a first transverse side view of the mattress of FIG. 1;
FIG. 3 is a second transverse side view of the mattress of FIG. 1;
FIG. 4 is a first longitudinal side view of the mattress of FIG. 1;
FIG. 5 is a second longitudinal side view of the mattress of FIG. 1;
FIG. 6 is a top view of the mattress of FIG. 1; and
FIG. 7 is a bottom view of the mattress of FIG. 1.
Broken lines in the drawings depict features that form no part of the claimed design.

(56) **References Cited**
U.S. PATENT DOCUMENTS
D479,082 S * 9/2003 Daughtery D6/596
D665,615 S * 8/2012 Frame, Jr. D6/606

1 Claim, 4 Drawing Sheets



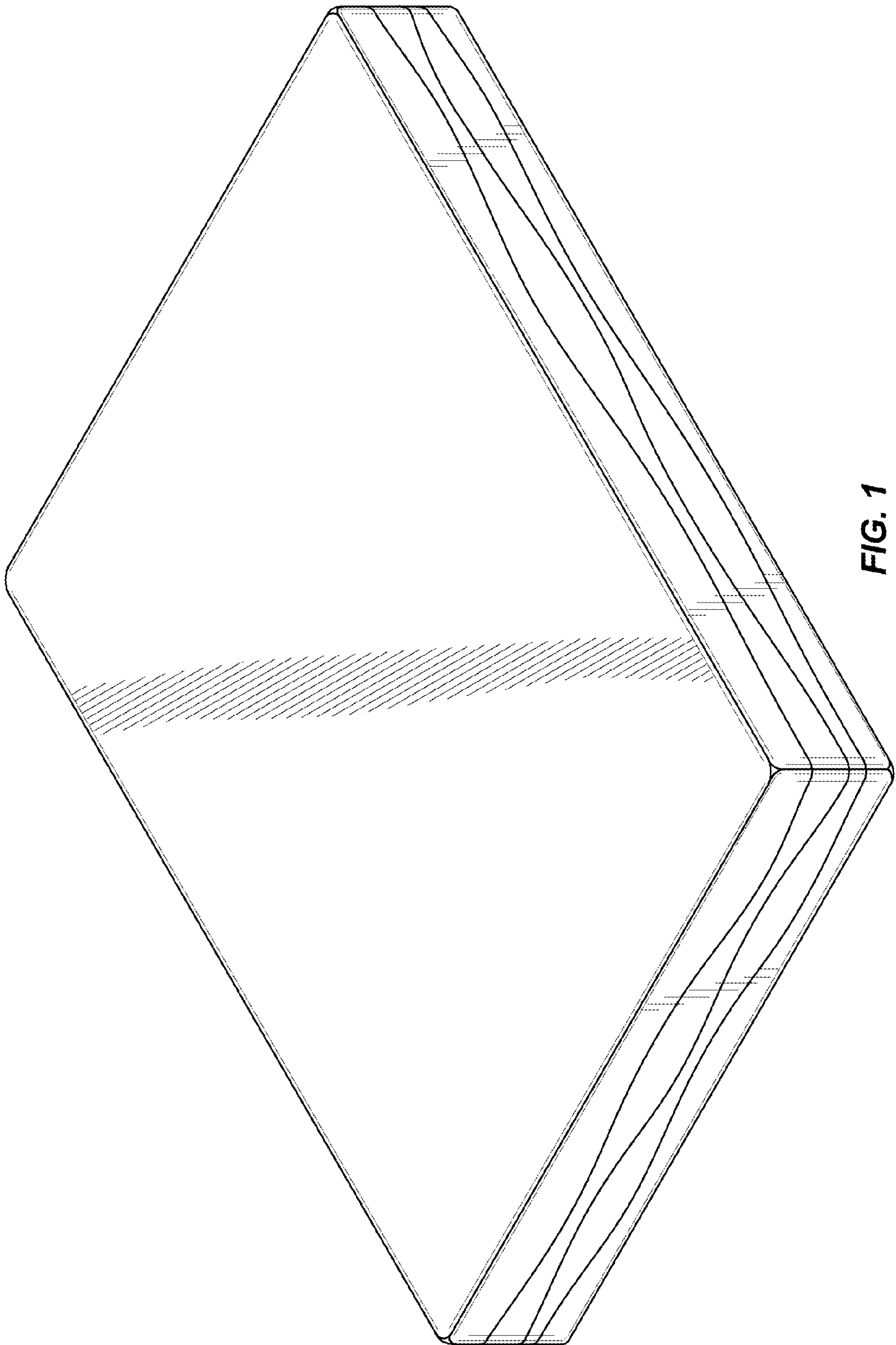


FIG. 1

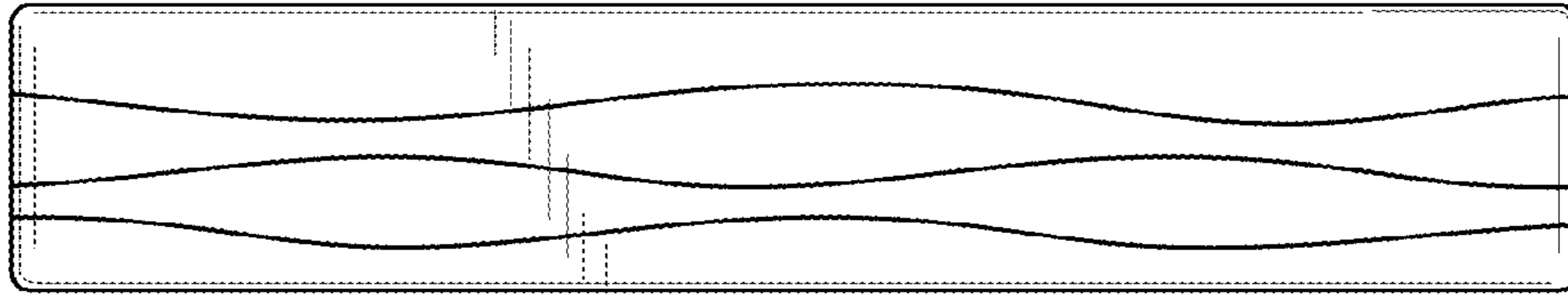


FIG. 2

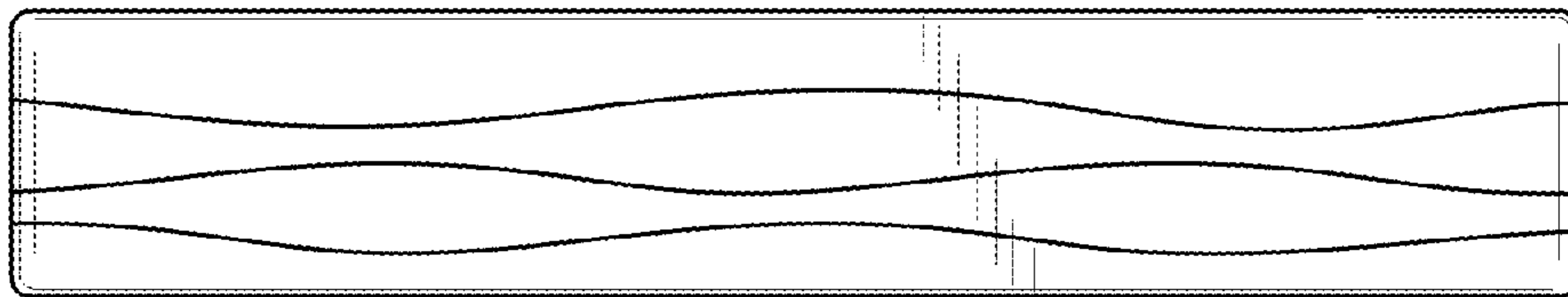


FIG. 3

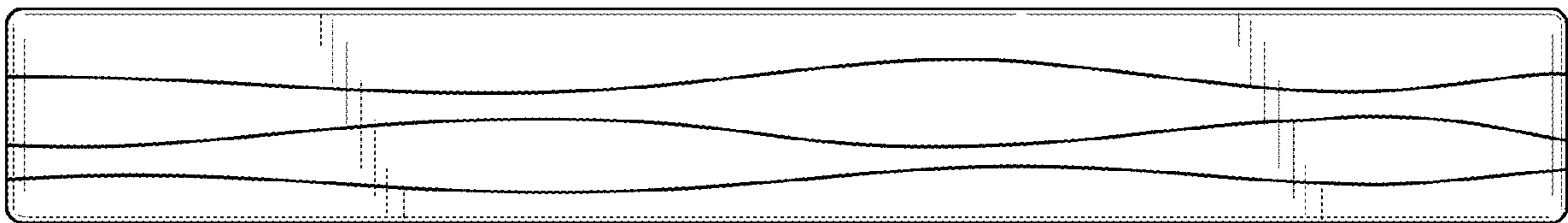


FIG. 4

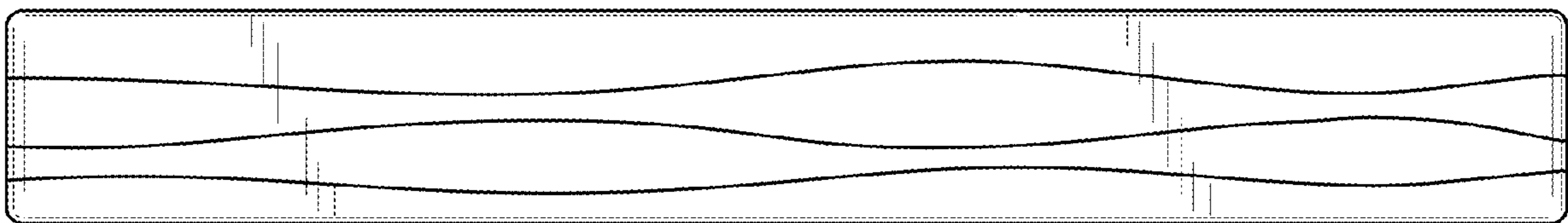


FIG. 5




FIG. 6




FIG. 7