



US00D928510S

(12) **United States Design Patent** (10) **Patent No.:** **US D928,510 S**  
**Zeanah** (45) **Date of Patent:** **\*\* Aug. 24, 2021**

- (54) **BASKET** D357,119 S 4/1995 Calmeise
- (71) Applicant: **American Accessories International LLC, Knoxville, TN (US)** D372,583 S \* 8/1996 Brightbill ..... D3/312  
6,039,205 A \* 3/2000 Flink ..... B65D 1/38  
206/520
- (72) Inventor: **David Zeanah, Knoxville, TN (US)** 6,059,109 A \* 5/2000 Stein ..... B25H 3/06  
206/373
- (73) Assignee: **AMERICAN ACCESSORIES INTERNATIONAL LLC, Knoxville, TN (US)** D474,603 S \* 5/2003 Berenguer ..... D3/307  
D484,011 S \* 12/2003 Strobel ..... D3/309  
D509,551 S 9/2005 Reynolds  
D537,251 S \* 2/2007 Musgrove ..... D3/201  
D636,952 S \* 4/2011 Baldwin ..... D32/3  
D649,786 S 12/2011 Lipfert
- (\*\*) Term: **15 Years** D679,544 S 4/2013 Goodman et al.
- (21) Appl. No.: **29/768,079** D690,109 S \* 9/2013 Shupp ..... D3/309  
8,636,169 B2 1/2014 Sampaio  
D725,910 S \* 4/2015 Sampaio ..... B65D 21/0209  
D3/315
- (22) Filed: **Jan. 27, 2021** (Continued)

**Related U.S. Application Data**

- (62) Division of application No. 29/737,812, filed on Jun. 11, 2020, now Pat. No. Des. 910,313, which is a division of application No. 29/668,656, filed on Oct. 31, 2018, now Pat. No. Des. 889,833.
- (51) **LOC (13) Cl.** ..... **03-01**
- (52) **U.S. Cl.** ..... **D3/308**  
USPC .....
- (58) **Field of Classification Search**  
USPC ..... D3/304, 305, 307, 308, 310-311, 316;  
D7/503, 590, 601-602, 611, 709;  
D9/424, 429  
CPC ..... B65D 25/106; B65D 1/38; B65D 11/14;  
B65D 11/20; A47J 43/00; A47J 47/16;  
A47G 23/0641; A47G 23/06; A47G 19/01  
See application file for complete search history.

**References Cited**

**U.S. PATENT DOCUMENTS**

- D212,315 S 9/1968 Taylor
- D213,602 S 3/1969 Taylor
- D307,967 S 5/1990 Lanius

*Primary Examiner* — Kelley A Donnelly  
(74) *Attorney, Agent, or Firm* — Troutman Pepper Hamilton Sanders LLP; Ryan A. Schneider; Christopher C. Close, Jr.

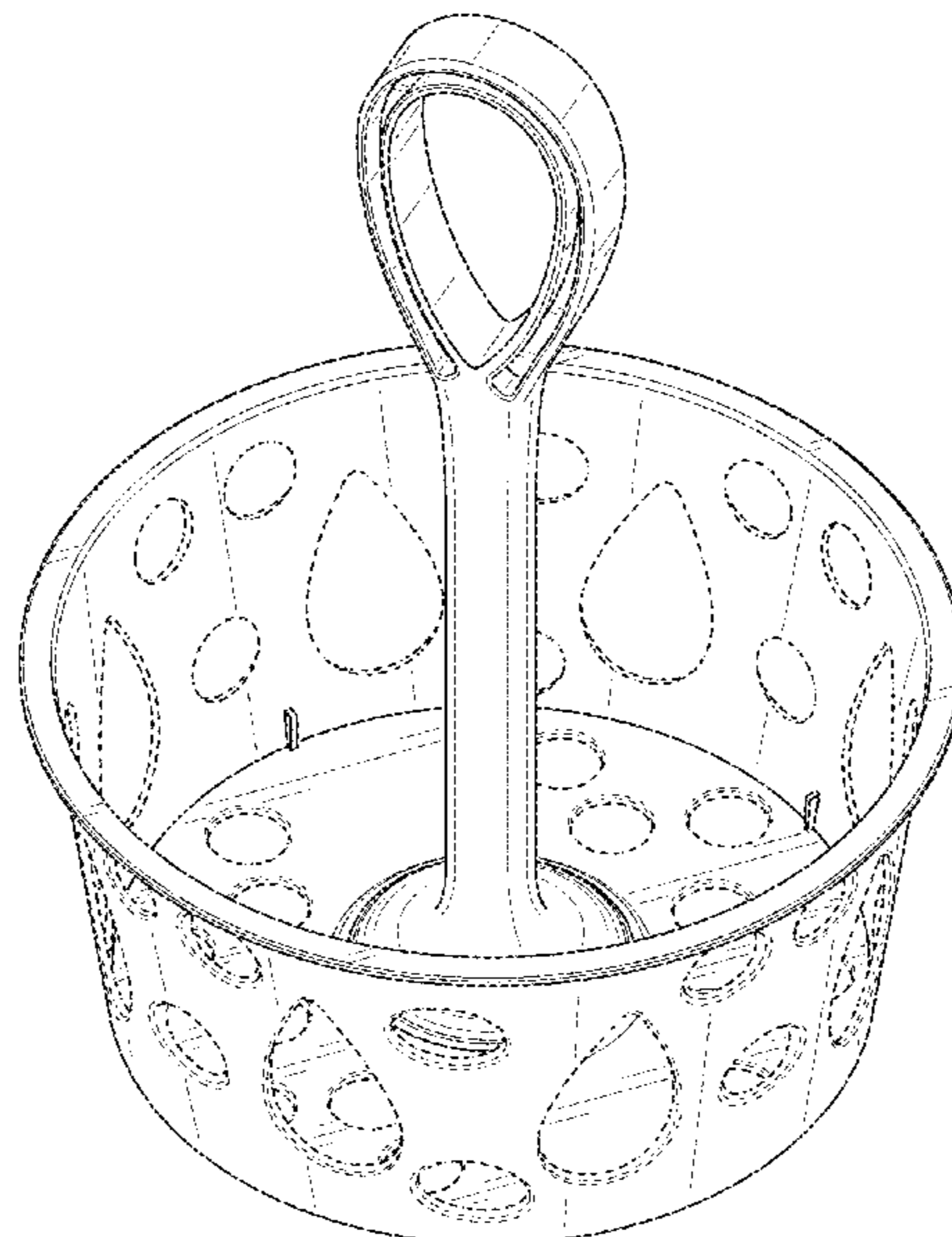
(57) **CLAIM**

The ornamental design for a basket, as shown and described.

**DESCRIPTION**

FIG. 1 is a top perspective view of my new design for a basket;  
FIG. 2 is a bottom perspective view thereof;  
FIG. 3 is a front elevation view thereof;  
FIG. 4 is a rear elevation view thereof;  
FIG. 5 is a side elevation view thereof;  
FIG. 6 is the other side elevation view thereof;  
FIG. 7 is a bottom plan view thereof; and,  
FIG. 8 is a depiction of the basket of FIG. 1 with the handle portion shown separate from the basket portion.  
The broken lines are included for the purpose of illustrating a portion of the basket that forms no part of the claimed design.

**1 Claim, 8 Drawing Sheets**



(56)

**References Cited**

U.S. PATENT DOCUMENTS

D738,166	S	9/2015	Goodman	
D740,078	S	10/2015	Goodman	
D741,065	S	10/2015	Louthan, Jr.	
D754,491	S	4/2016	Goodman	
D790,857	S *	7/2017	Pabonan .....	D3/310
D792,101	S	7/2017	Bishop	
D801,075	S	10/2017	Jack	
D825,999	S	8/2018	Glass	
D828,106	S	9/2018	Mashburn	
10,167,591	B1 *	1/2019	Rodgers, Jr. ....	D06F 95/002
D856,093	S	8/2019	Goodman	
D874,768	S *	2/2020	Rodgers, Jr. ....	D32/37
D889,833	S	7/2020	Zeanah	
D893,189	S	8/2020	Hu	
D895,292	S *	9/2020	Barness .....	D3/310
D896,124	S	9/2020	Talerico	
D910,313	S *	2/2021	Zeanah .....	D3/308

\* cited by examiner

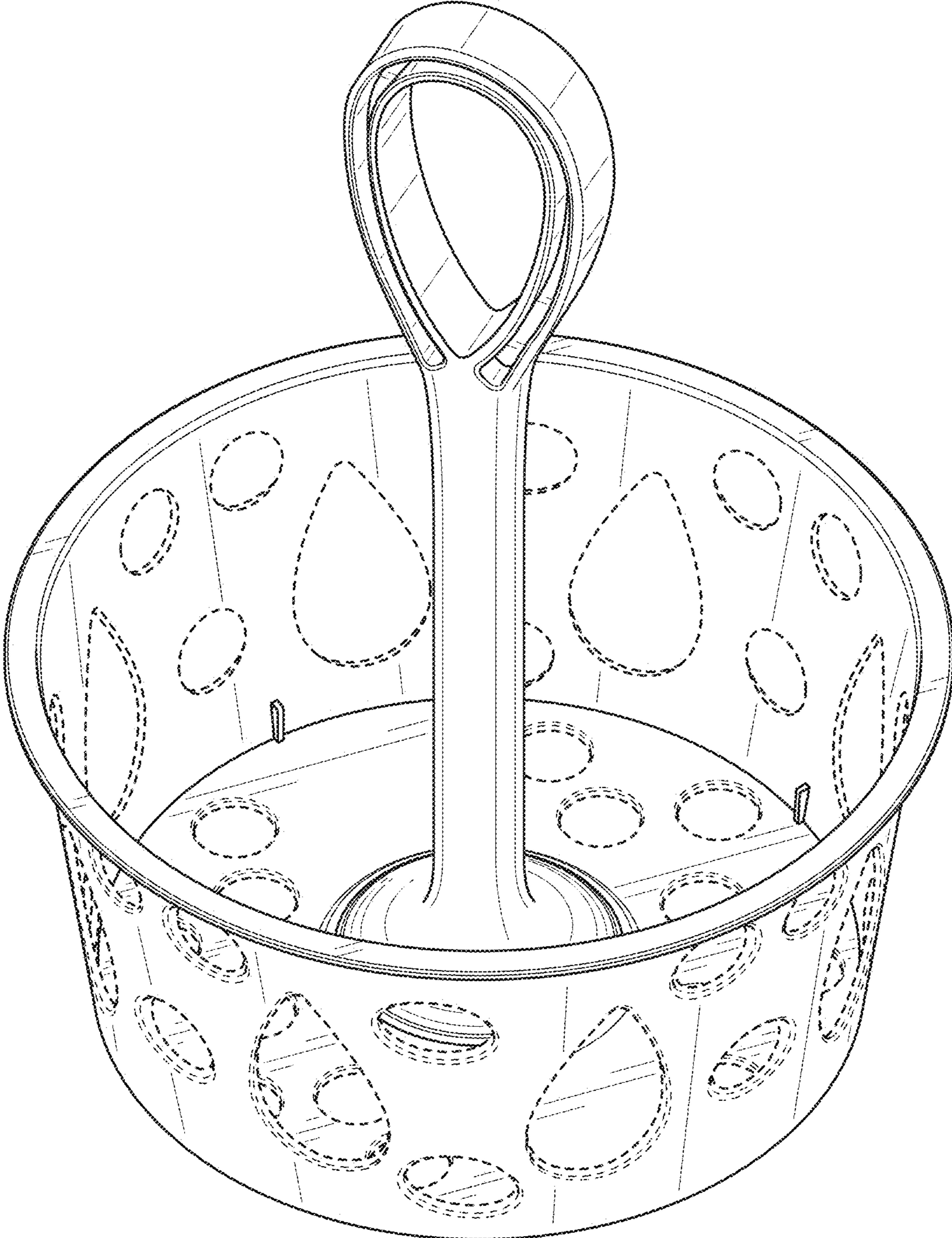


FIG. 1



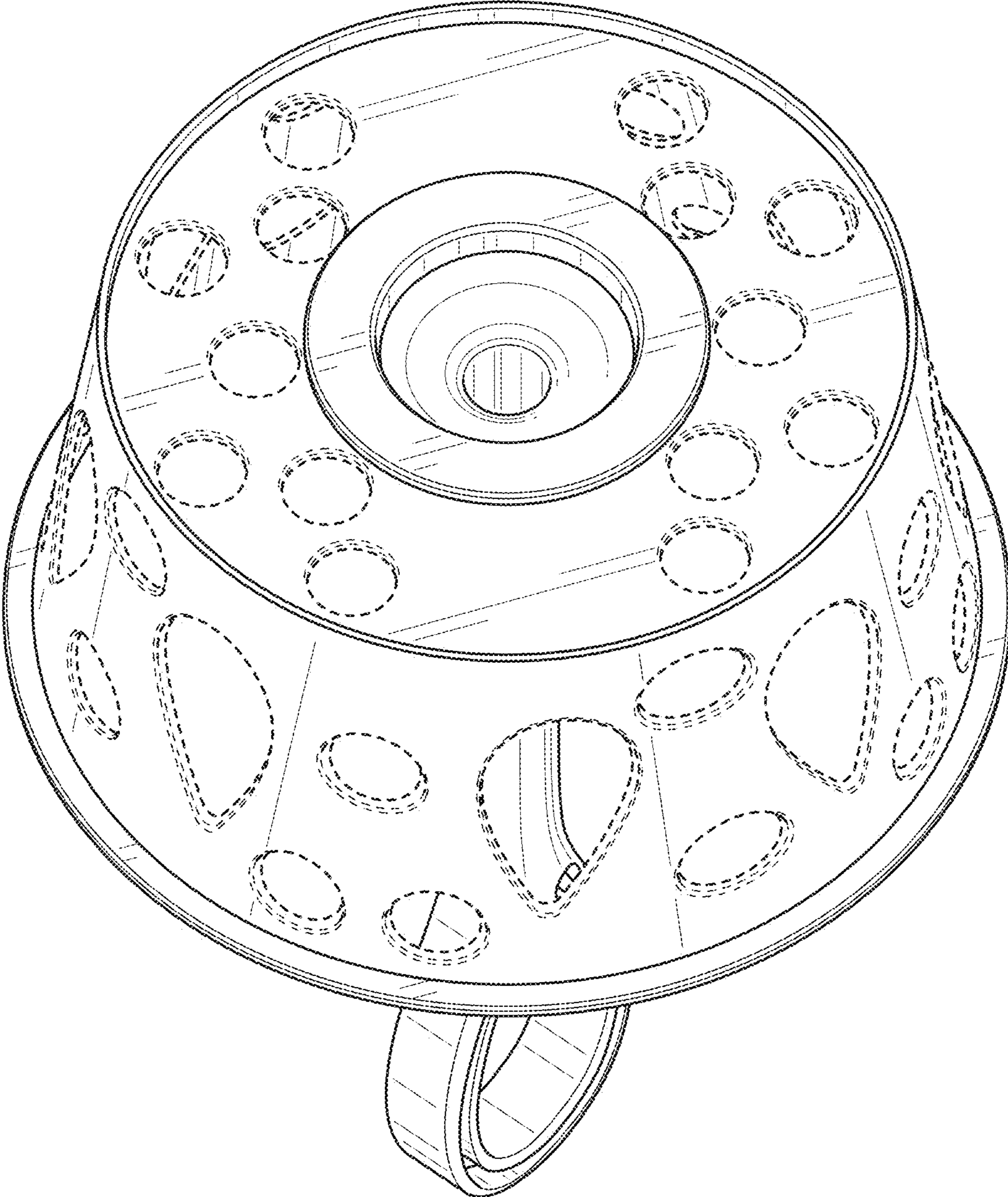


FIG. 2

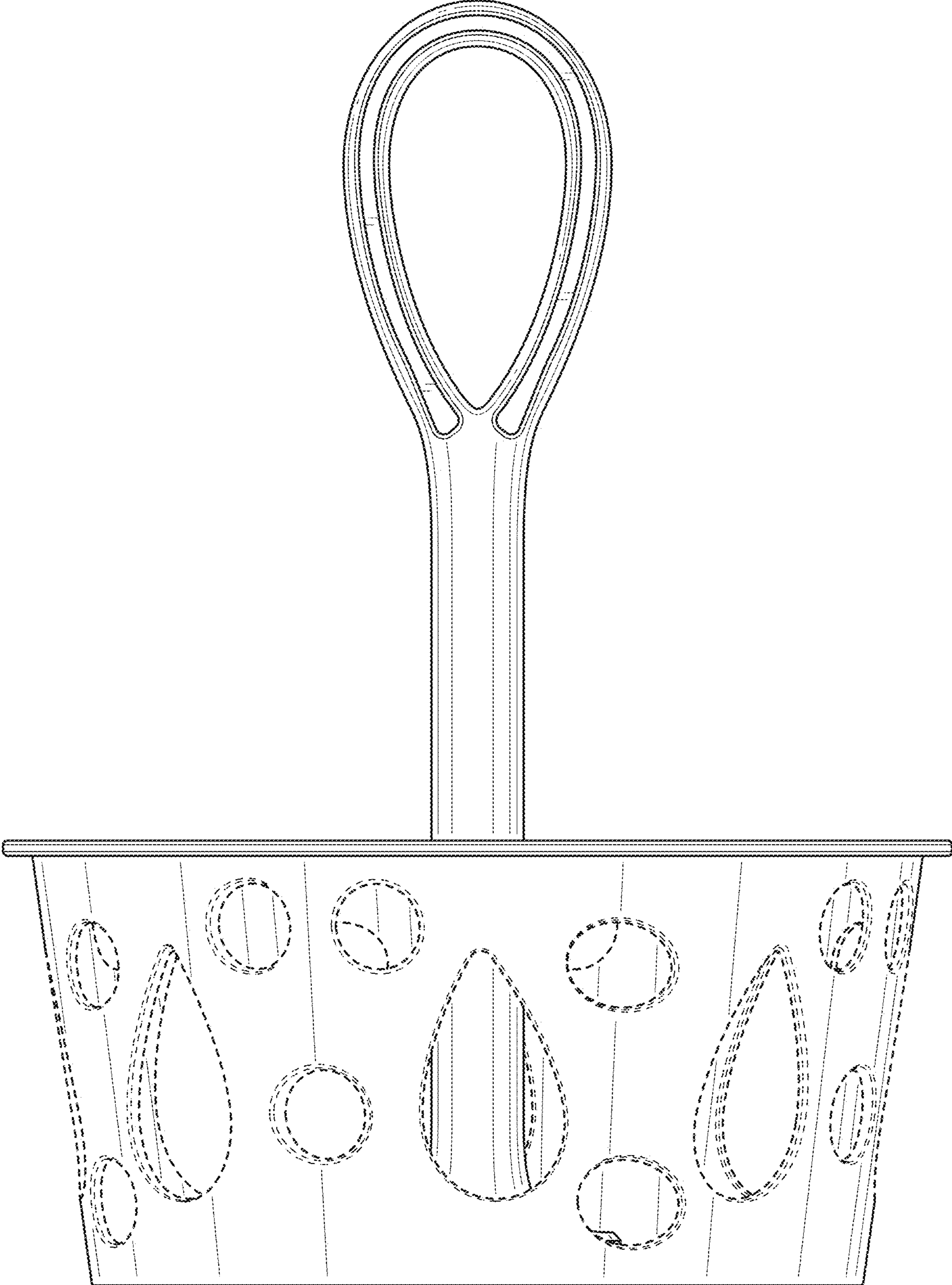


FIG. 3

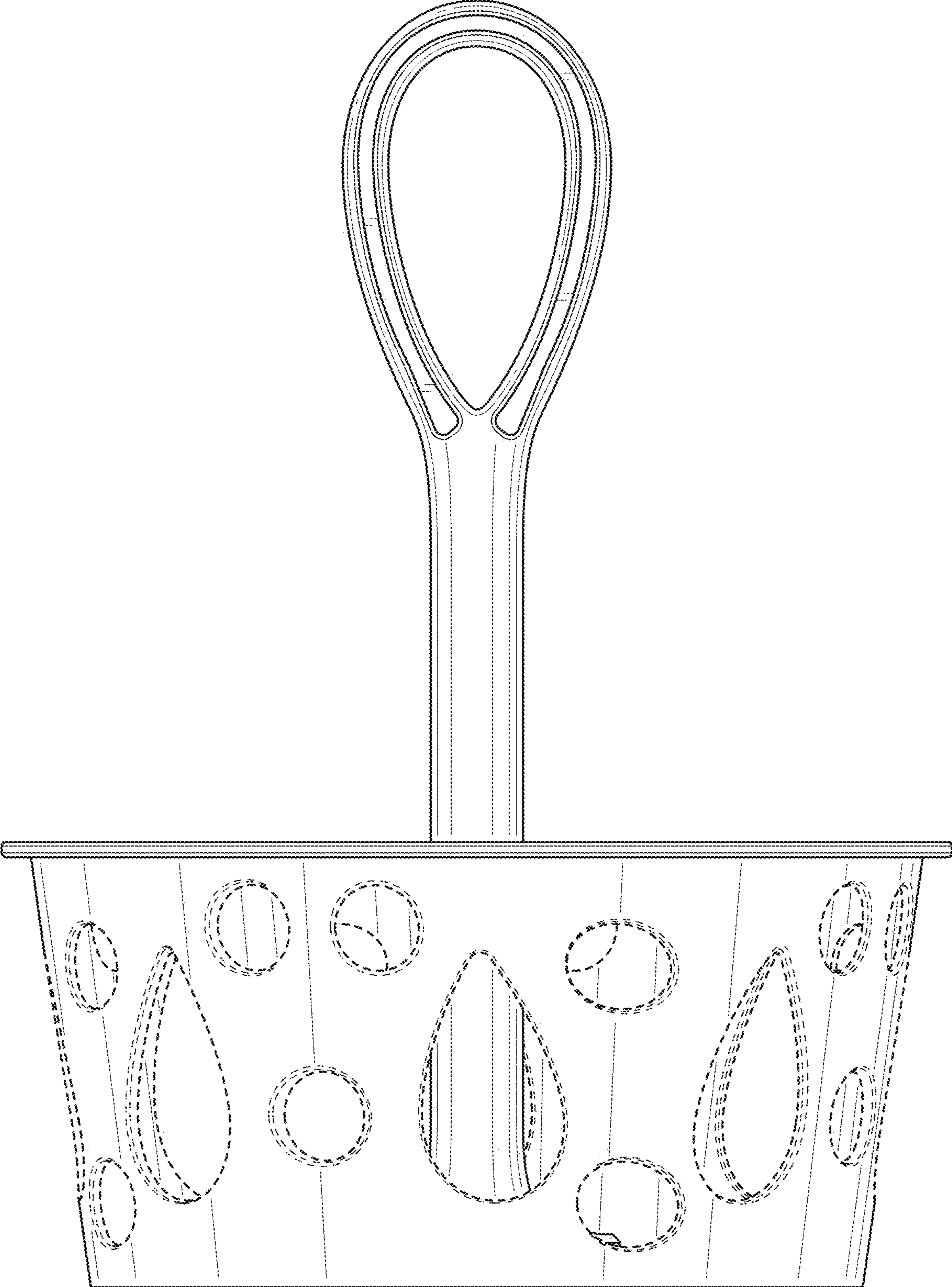


FIG. 4

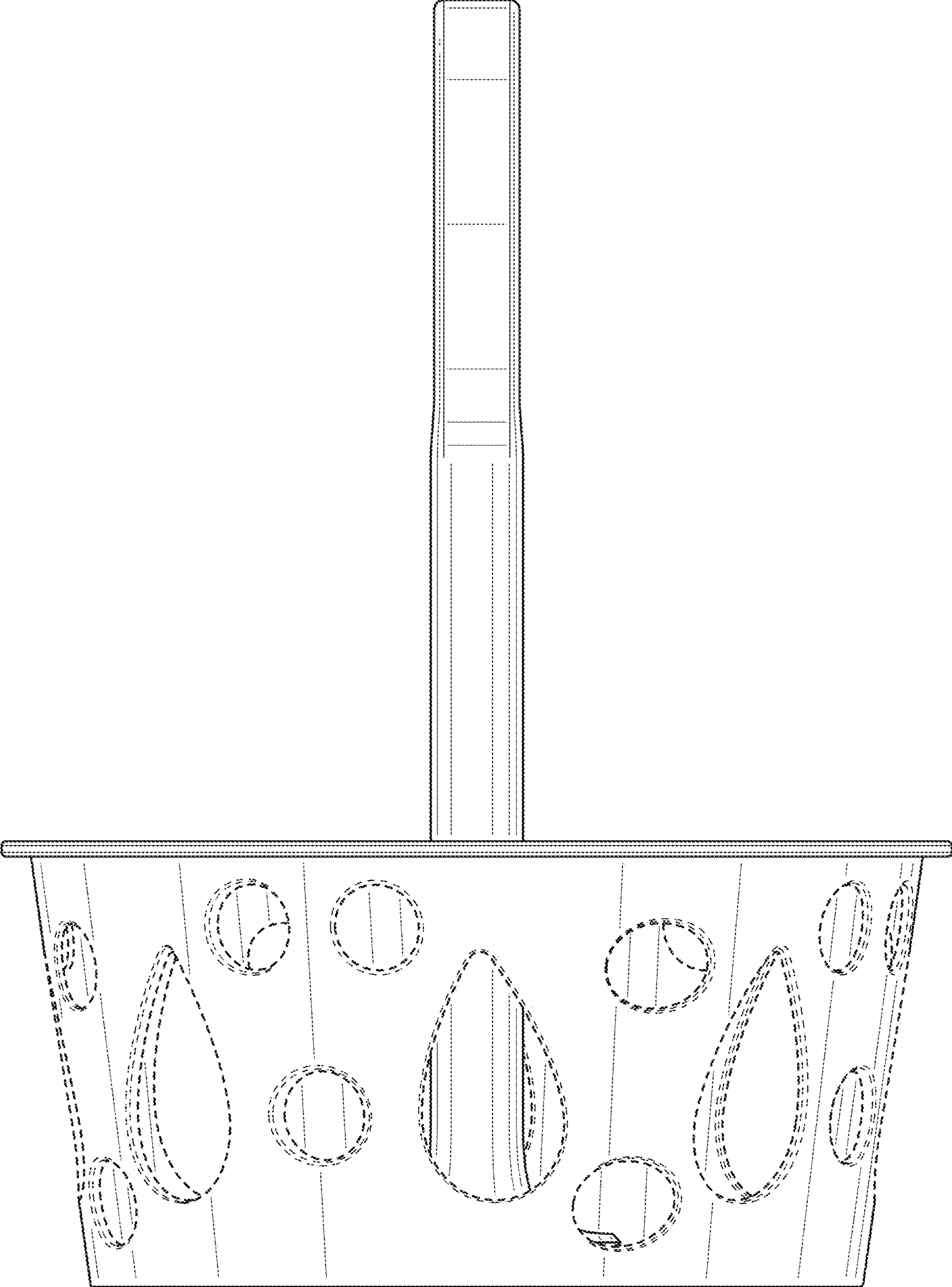


FIG. 5



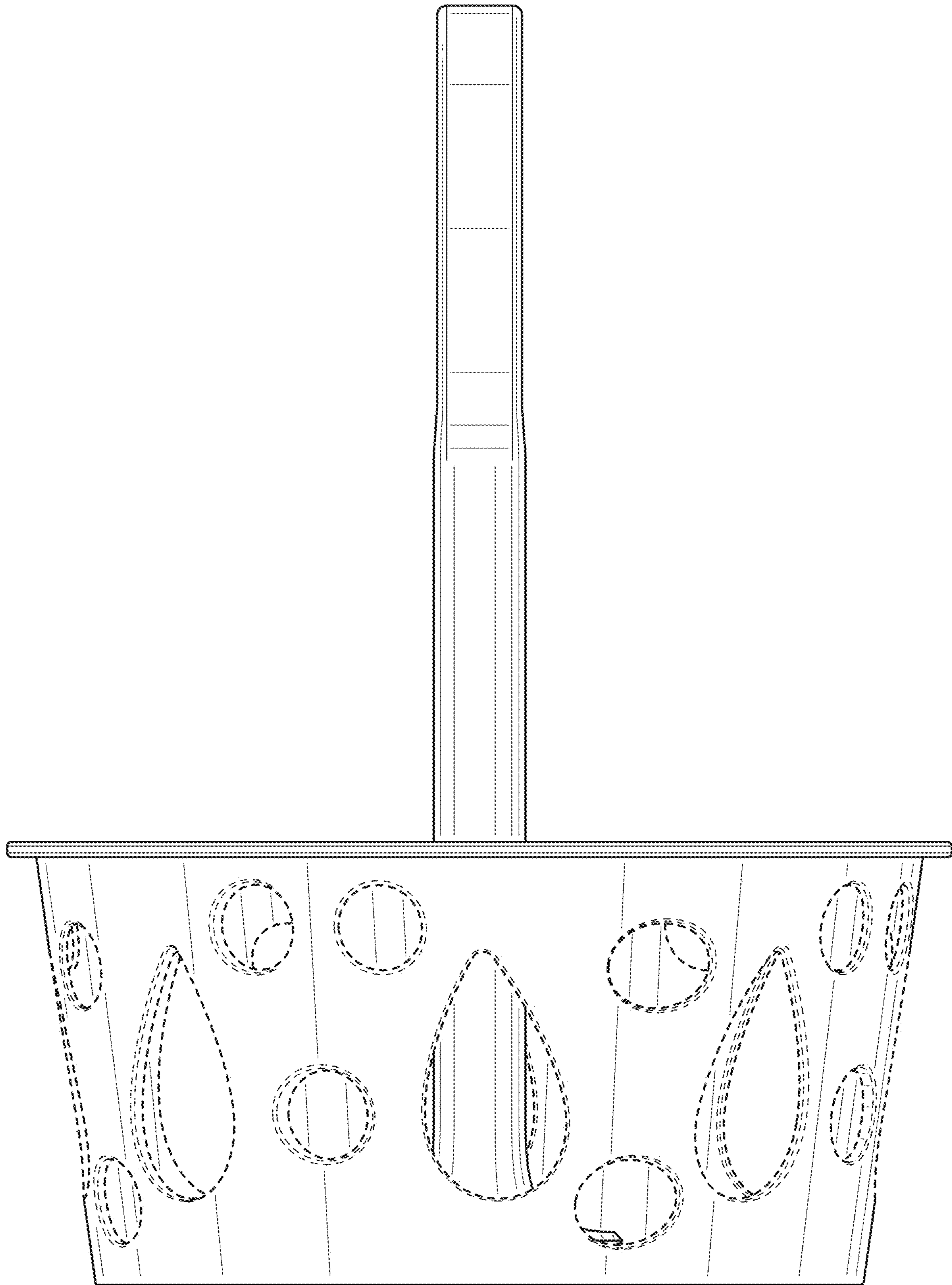


FIG. 6



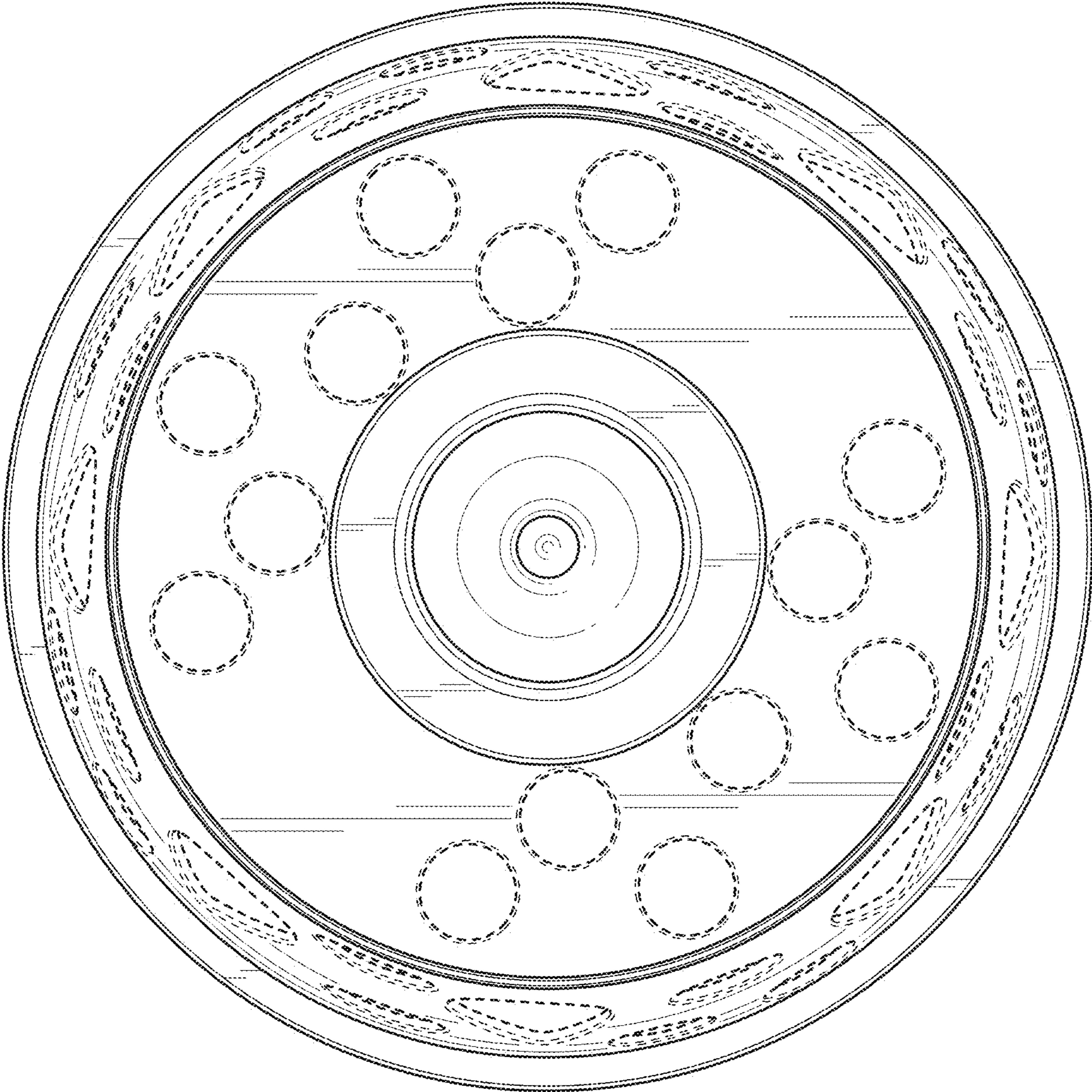


FIG. 7

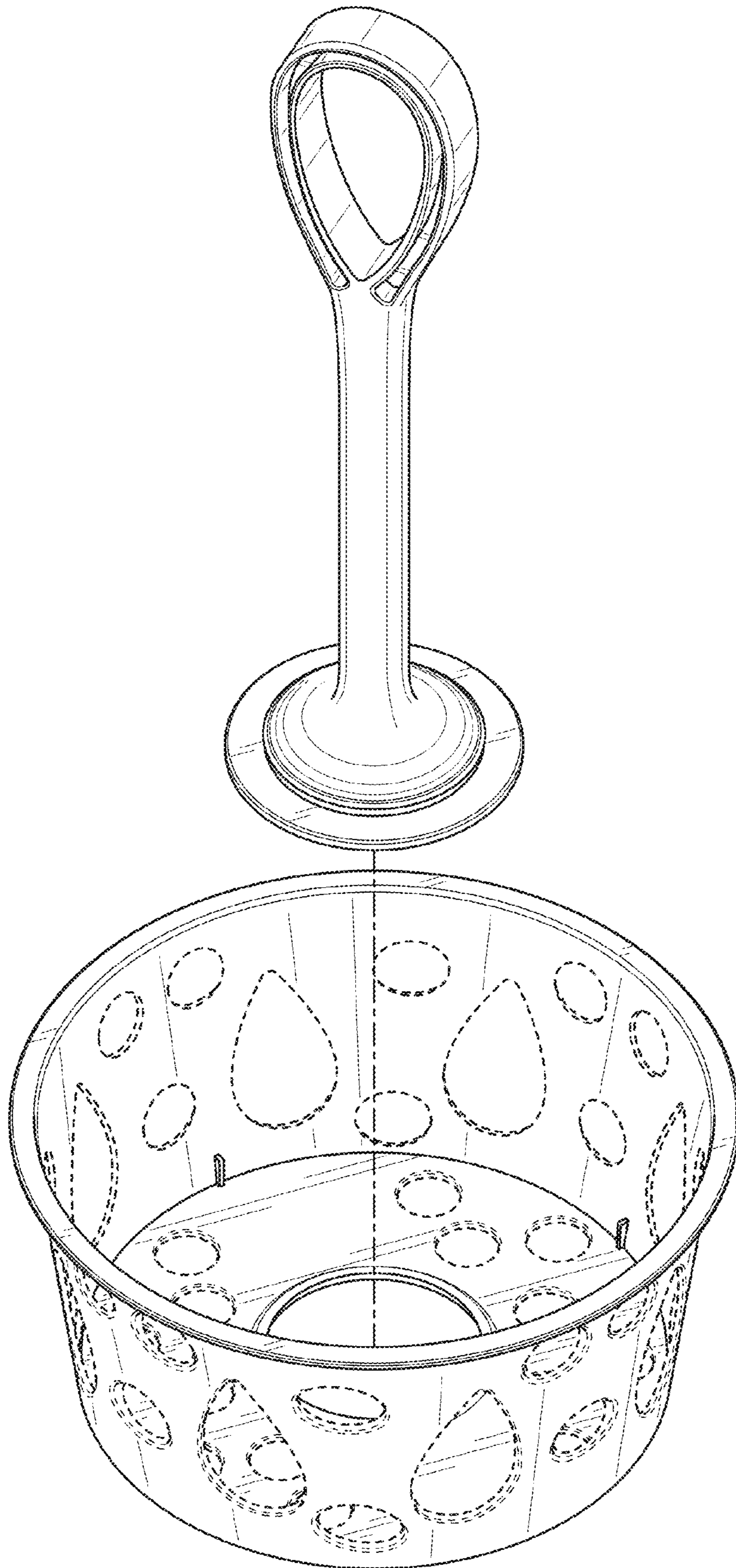


FIG. 8