



US00D928474S

(12) **United States Design Patent** (10) **Patent No.:** **US D928,474 S**
Hardy (45) **Date of Patent:** **** Aug. 24, 2021**

(54) **SANDAL**

(71) Applicant: **HERMES SELLIER (Société par actions simplifiée)**, Paris (FR)

(72) Inventor: **Pierre Hardy**, Paris (FR)

(**) Term: **15 Years**

(21) Appl. No.: **35/508,420**

(22) Filed: **Jul. 29, 2019**

(80) **Hague Agreement Data**

Int. Filing Date: **Jul. 29, 2019**

Int. Reg. No.: **DM/203939**

Int. Reg. Date: **Jul. 29, 2019**

Int. Reg. Pub. Date: **Jan. 31, 2020**

(51) **LOC (13) Cl.** **02-04**

(52) **U.S. Cl.**

USPC **D2/916; D2/918; D2/950**

(58) **Field of Classification Search**

USPC **D2/896, 907, 909, 910, 911, 913, 916, D2/918, 921, 923, 925, 926, 929, 930, D2/936, 943, 950**

CPC **A43B 1/0027; A43B 21/24; A43B 21/36; A43B 21/42; A43B 21/51; A43B 21/52; A43B 21/54; A43B 23/227; A43B 3/24; A43B 3/246; A43B 9/02; A43B 17/02; A43B 13/12; A43B 13/28; A43B 13/42; A43B 21/32; A43B 3/108; A43B 13/16; A43B 5/12; A43B 3/248; A43B 3/10; A43B 13/122; A43B 3/14; A43B 13/141; A43B 13/181; A43B 13/184; A43B 13/20; A43B 1/00; A43B 1/0009; A43B 1/04; A43B 23/0295; A43B 5/00**

See application file for complete search history.

(56) **References Cited**

U.S. PATENT DOCUMENTS

D250,738	S	*	1/1979	Foldes	D2/916
D371,897	S	*	7/1996	Bishop	D2/916
D594,642	S	*	6/2009	Hansen	D2/916
D604,491	S	*	11/2009	Issler	D2/926
D885,715	S	*	6/2020	Hardy	D2/916
D894,545	S	*	9/2020	Sherman	D2/917
2011/0016751	A1	*	1/2011	Somerville	A43B 3/126 36/105

* cited by examiner

Primary Examiner — Michael A. Pratt

(57) **CLAIM**

The ornamental design for a sandal, as shown and described.

DESCRIPTION

1. Sandal

FIG. 1.1 is a perspective view of a sandal of the claimed design;

FIG. 1.2 is a front elevational view of the sandal shown in FIG. 1.1;

FIG. 1.3 is a back elevational view of the sandal shown in FIG. 1.1;

FIG. 1.4 is a right side elevational view of the sandal shown in FIG. 1.1;



FIG. 1.5 is a left side elevational view of the sandal shown in FIG. 1.1;

FIG. 1.6 is a top plan view of the sandal shown in FIG. 1.1; and

FIG. 1.7 is a bottom plan view of the sandal shown in FIG. 1.1.

The second embodiment of a sandal is a right sandal and is a mirror image of the left sandal.


1 Claim, 7 Drawing Sheets




1.1



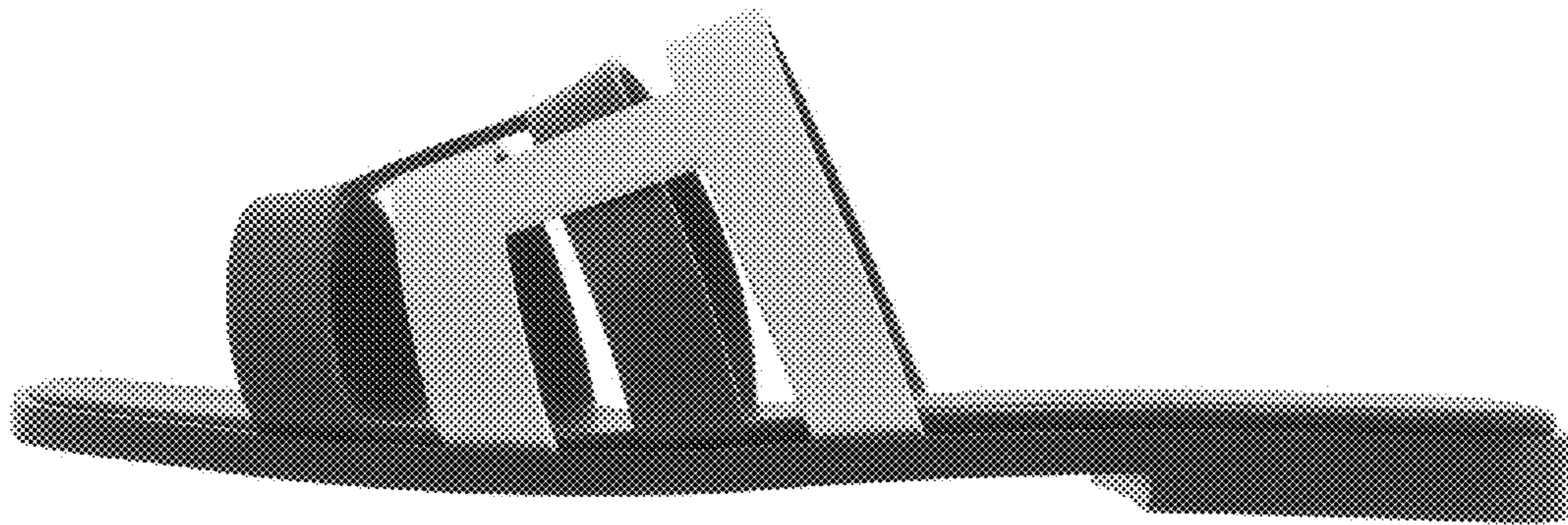
1.2



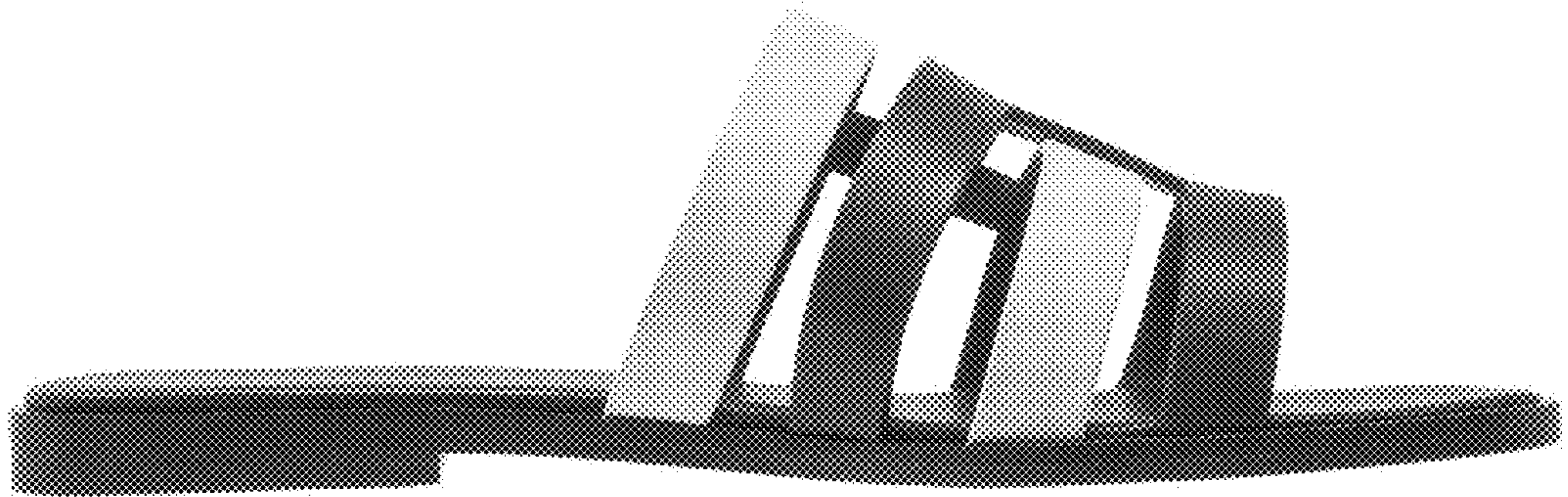
1.3



1.4



1.5



1.6



1.7

