



US00D928473S

(12) **United States Design Patent** (10) **Patent No.:** **US D928,473 S**  
**Hardy** (45) **Date of Patent:** **\*\* Aug. 24, 2021**

(54) **SANDAL**

(71) Applicant: **HERMES SELLIER (Société par actions simplifiée)**, Paris (FR)

(72) Inventor: **Pierre Hardy**, Paris (FR)

(\*\*) Term: **15 Years**

(21) Appl. No.: **35/508,415**

(22) Filed: **Jul. 29, 2019**

(80) **Hague Agreement Data**

Int. Filing Date: **Jul. 29, 2019**

Int. Reg. No.: **DM/204005**

Int. Reg. Date: **Jul. 29, 2019**

Int. Reg. Pub. Date: **Jan. 31, 2020**

(51) **LOC (13) Cl.** ..... **02-04**

(52) **U.S. Cl.**  
USPC ..... **D2/916; D2/918; D2/950**

(58) **Field of Classification Search**  
USPC ..... D2/896, 907, 909, 910, 911, 913, 916,  
D2/918, 921, 923, 925, 926, 929, 930,  
D2/936, 943, 950

CPC ..... A43B 1/0027; A43B 21/24; A43B 21/36;  
A43B 21/42; A43B 21/51; A43B 21/52;  
A43B 21/54; A43B 23/227; A43B 3/24;  
A43B 3/246; A43B 9/02; A43B 17/02;  
A43B 13/12; A43B 13/28; A43B 13/42;  
A43B 21/32; A43B 3/108; A43B 13/16;  
A43B 5/12; A43B 3/248; A43B 3/10;  
A43B 13/122; A43B 3/14; A43B 3/141;  
A43B 13/181; A43B 13/184; A43B  
13/20; A43B 1/00; A43B 1/0009; A43B  
1/04; A43B 23/0295; A43B 5/00

See application file for complete search history.

(56) **References Cited**

U.S. PATENT DOCUMENTS

D498,573 S	*	11/2004	Hardy	.....	D2/925
D822,959 S	*	7/2018	Hardy	.....	D2/916
D862,048 S	*	10/2019	Hardy	.....	D2/916
D862,050 S	*	10/2019	Hardy	.....	D2/930

\* cited by examiner

*Primary Examiner* — Michael A. Pratt



(57) **CLAIM**

The ornamental design for a sandal, as shown and described.

**DESCRIPTION**

1. Sandal  
 FIG. 1.1 is a perspective view of a sandal of the claimed design;  
 FIG. 1.2 is a front elevational view of the sandal shown in FIG. 1.1;  
 FIG. 1.3 is a back elevational view of the sandal shown in FIG. 1.1;  
 FIG. 1.4 is a right side elevational view of the sandal shown in FIG. 1.1;  
 FIG. 1.5 is a left side elevational view of the sandal shown in FIG. 1.1;  
 FIG. 1.6 is a top plan view of the sandal shown in FIG. 1.1; and  
 FIG. 1.7 is a bottom plan view of the sandal shown in FIG. 1.1.  
 The second embodiment of a sandal is a left sandal and is a mirror image of the right sandal.


**1 Claim, 7 Drawing Sheets**




1.1




1.2




1.3




1.4



1.5



1.6



1.7

