



US00D928469S

(12) **United States Design Patent**
Hardy

(10) **Patent No.:** **US D928,469 S**

(45) **Date of Patent:** **** Aug. 24, 2021**

(54) **SPORTS SHOE**

(71) Applicant: **HERMES SELLIER (Société par actions simplifiée)**, Paris (FR)

(72) Inventor: **Pierre Hardy**, Paris (FR)

(**) Term: **15 Years**

(21) Appl. No.: **35/508,491**

(22) Filed: **Jul. 29, 2019**

(80) **Hague Agreement Data**

Int. Filing Date: **Jul. 29, 2019**

Int. Reg. No.: **DM/204004**

Int. Reg. Date: **Jul. 29, 2019**

Int. Reg. Pub. Date: **Jan. 31, 2020**

(51) **LOC (13) Cl.** **02-04**

(52) **U.S. Cl.**
USPC **D2/908**

(58) **Field of Classification Search**

USPC D2/896, 902, 907-908, 912, 913, 915,
D2/922, 964, 965, 967, 972

CPC A43B 13/00; A43B 13/02; A43B 13/023;
A43B 13/026; A43B 13/04; A43B 13/08;
A43B 13/10; A43B 13/12; A43B 13/14;
A43B 13/141; A43B 13/143; A43B
13/16; A43B 13/18; A43B 13/181; A43B
13/187; A43B 13/189; A43B 13/20; A43B
13/22; A43B 13/223; A43B 13/24; A43B
13/28; A43B 13/30; A43B 13/32; A43B
13/34; A43B 13/36

See application file for complete search history.

(56) **References Cited**

U.S. PATENT DOCUMENTS

D611,232 S * 3/2010 Della Valle D2/907
D611,233 S * 3/2010 Della Valle D2/907
D681,315 S * 5/2013 Della Valle D2/908

D746,029 S * 12/2015 Hardy D2/944
D774,286 S * 12/2016 Sassi D2/908
D779,791 S * 2/2017 Mason D2/902
D783,975 S * 4/2017 Schenone D2/969
D818,673 S * 5/2018 Bacon D2/902
D833,123 S * 11/2018 Sassi D2/908
D846,858 S * 4/2019 Bacon D2/969
D855,952 S * 8/2019 Hardy D2/944
D864,529 S * 10/2019 Kasprzak D2/906
D865,338 S * 11/2019 Verfl D2/908
D880,819 S * 4/2020 Verfl D2/908
D887,681 S * 6/2020 Shorten D2/902
D891,051 S * 7/2020 Smith D2/947
D903,248 S * 12/2020 Verfl D2/908
D903,253 S * 12/2020 Vella D2/947
D903,254 S * 12/2020 Simone D2/947

* cited by examiner

Primary Examiner — Michael A. Pratt

(57) **CLAIM**

The ornamental design for a sports shoe, as shown and described.

DESCRIPTION

1. Sports shoe

FIG. 1.1 is a perspective view of a sports shoe of the claimed design;

FIG. 1.2 is a front elevational view of the sports shoe shown in FIG. 1.1;

FIG. 1.3 is a back elevational view of the sports shoe shown in FIG. 1.1;

FIG. 1.4 is a right side elevational view of the sports shoe shown in FIG. 1.1;


FIG. 1.5 is a left side elevational view of the sports shoe shown in FIG. 1.1;

FIG. 1.6 is a top plan view of the sports shoe shown in FIG. 1.1; and

FIG. 1.7 is a bottom plan view of the sports shoe shown in FIG. 1.1.

The second embodiment of a shoe is a left shoe and is a mirror image of the right shoe.


1 Claim, 7 Drawing Sheets




1.1




1.2



1.3



1.4



1.5



1.6



1.7

