



US00D928462S

(12) **United States Design Patent**
Plymale

(10) **Patent No.:** **US D928,462 S**

(45) **Date of Patent:** **** Aug. 24, 2021**

(54) **HAT BILL SUPPORT**

(71) Applicant: **Andrew Plymale**, NRH, TX (US)

(72) Inventor: **Andrew Plymale**, NRH, TX (US)

(**) Term: **15 Years**

(21) Appl. No.: **29/673,875**

(22) Filed: **Dec. 18, 2018**

(51) **LOC (13) Cl.** **02-03**

(52) **U.S. Cl.**
USPC **D2/891**

(58) **Field of Classification Search**
USPC D2/865, 866, 868, 869, 871, 872, 873,
D2/875, 876, 878, 879, 882, 886, 891,
D2/892, 893, 895; D6/315, 323, 328;
D19/65, 75; D21/662, 683, 692;
D29/104, 109, 122

CPC A42B 1/00; A42B 1/002; A42B 1/004;
A42B 1/006; A42B 1/06; A42B 1/062;
A42B 1/063; A42B 1/064; A42B 1/065;
A42B 1/18; A42B 3/00; A42B 3/04;
A42B 3/0406; A42B 3/227

See application file for complete search history.

(56) **References Cited**

U.S. PATENT DOCUMENTS

3,858,769	A *	1/1975	Billingslea, Jr.	A42B 1/002 223/84
5,991,927	A *	11/1999	Barbaccia	A42B 1/24 2/209.13
D419,281	S *	1/2000	Croft	D2/865
6,315,175	B1	11/2001	Berger	
6,824,027	B2	11/2004	Frey	
D526,473	S *	8/2006	Otterson	D16/309

7,097,080	B2	8/2006	Cox	
7,461,764	B2	12/2008	Thompson	
D591,934	S	5/2009	Gore	
D748,898	S *	2/2016	Reinhart	D2/891
D779,790	S *	2/2017	Valverde	D2/891
D903,020	S *	11/2020	Yu	D21/692
2003/0217405	A1 *	11/2003	Thompson	A42B 1/002 2/209.13
2007/0079425	A1 *	4/2007	Kronenberger	A42B 1/24 2/209.13
2015/0090746	A1	4/2015	Quinones	
2017/0006948	A1	1/2017	Quinones	

* cited by examiner

Primary Examiner — Jasmine Mlinarcik

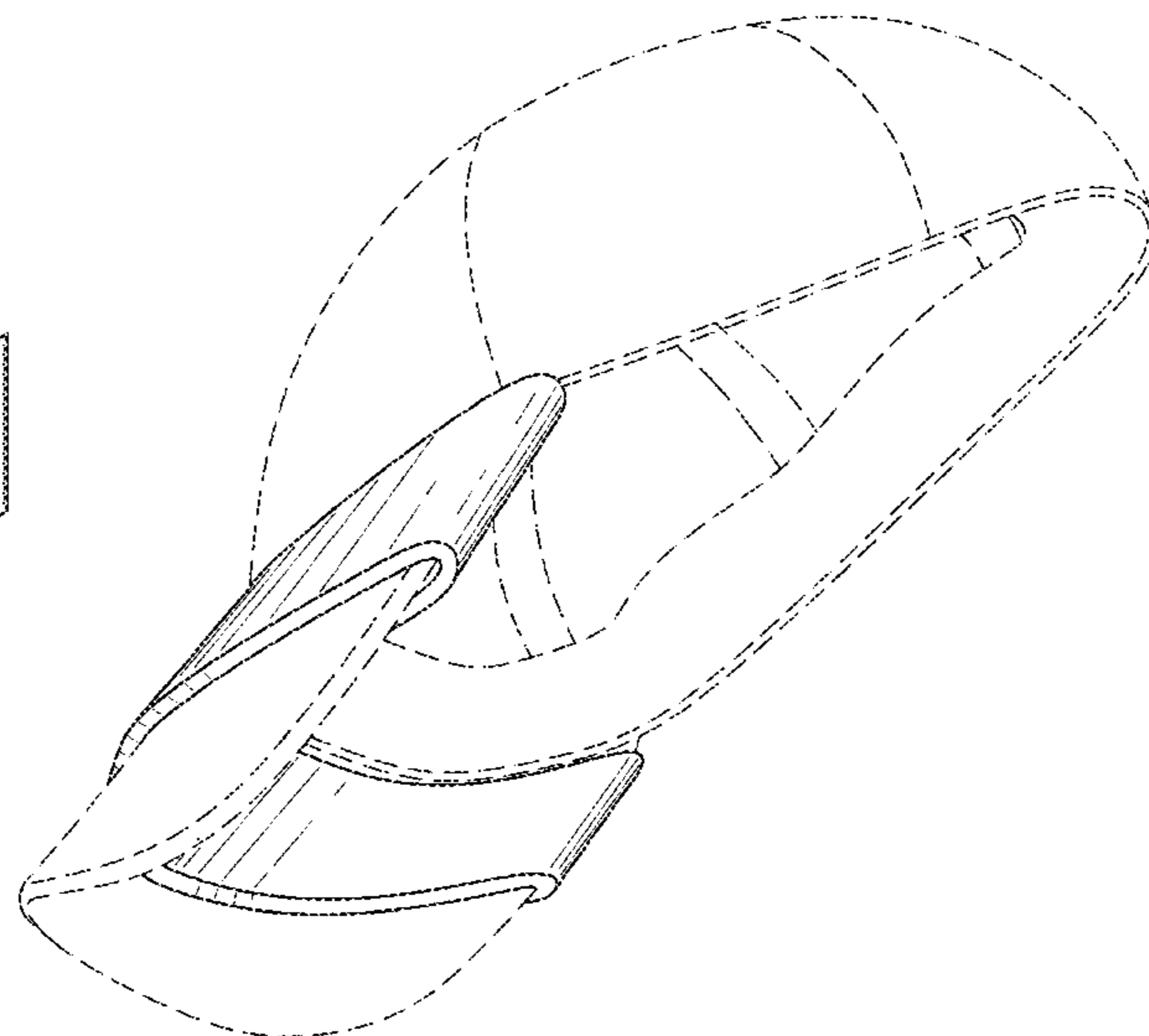
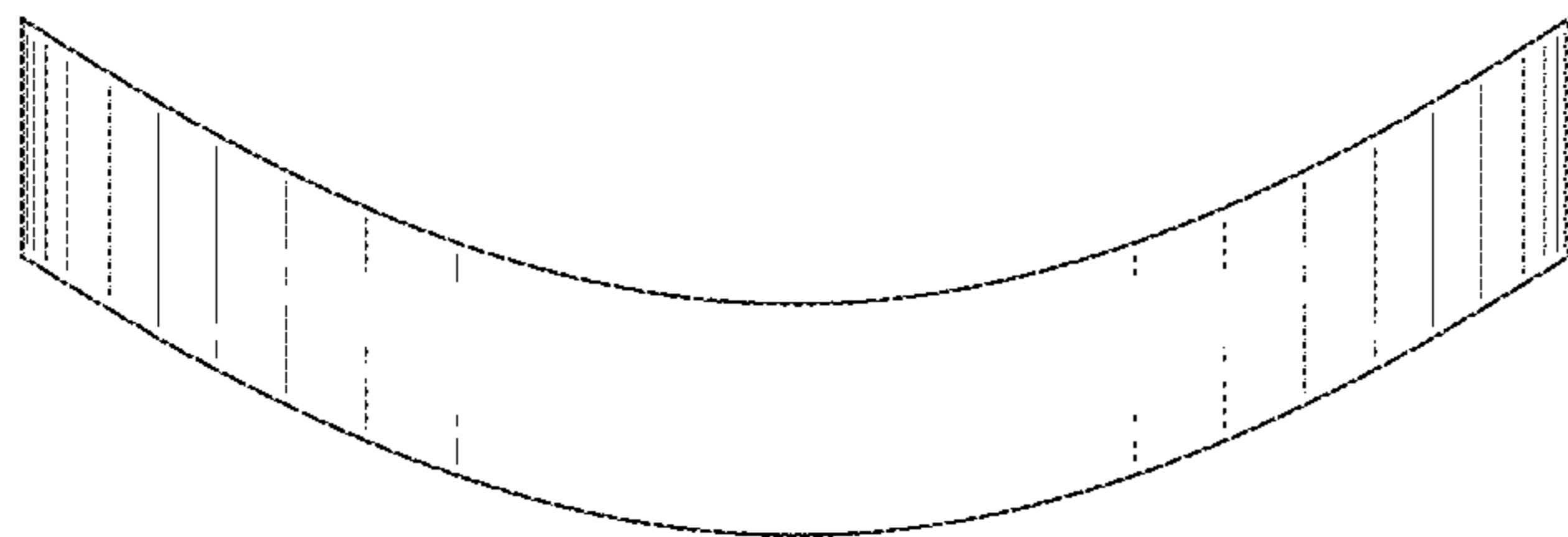
(57) **CLAIM**

The ornamental design for a hat bill support, as shown and described.

DESCRIPTION

FIG. 1 is a front view of a hat bill support showing my new design;
 FIG. 2 is a rear view of the hat bill support;
 FIG. 3 is a right side view of the hat bill support;
 FIG. 4 is a left side view of the hat bill support;
 FIG. 5 is a top view of the hat bill support;
 FIG. 6 is a bottom view of the hat bill support; and
 FIG. 7 is a top front side perspective view of the hat bill support in use; and,
 FIG. 8 is a bottom rear side perspective view of the hat bill support in use.
 The broken line outline of the hat in FIGS. 7 and 8 illustrates the environment of the hat bill support and forms no part of the claimed design.

1 Claim, 4 Drawing Sheets






FIG. 1




FIG. 2




FIG. 3




FIG. 4




FIG. 5

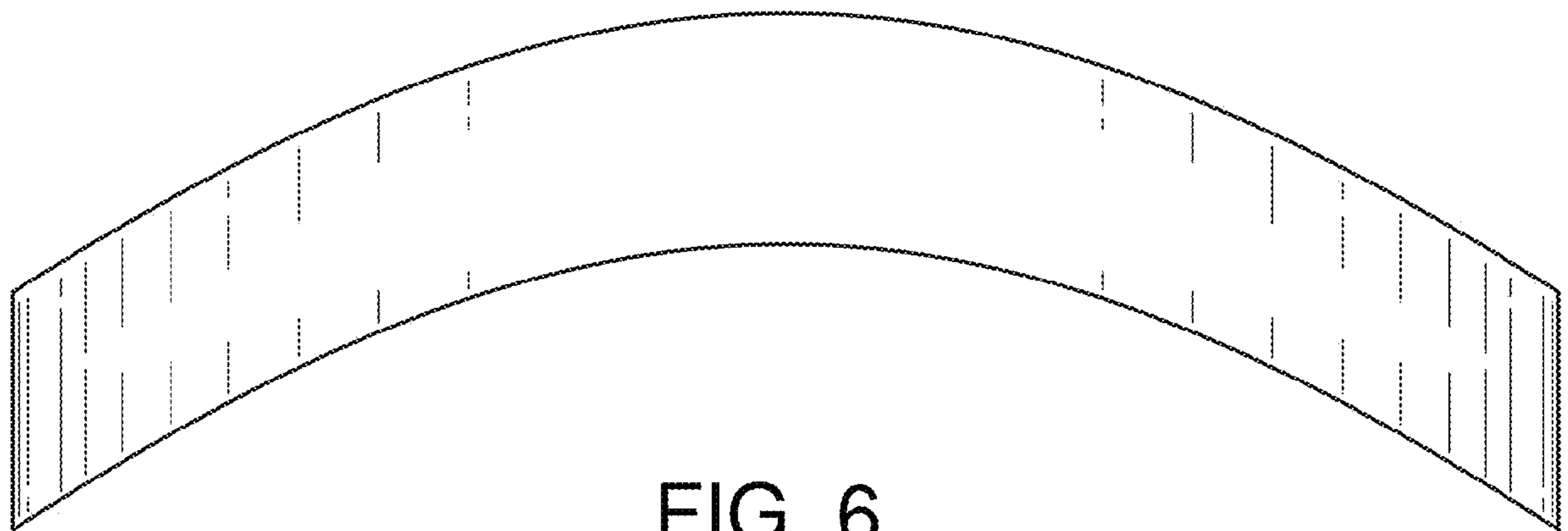


FIG. 6

FIG. 7

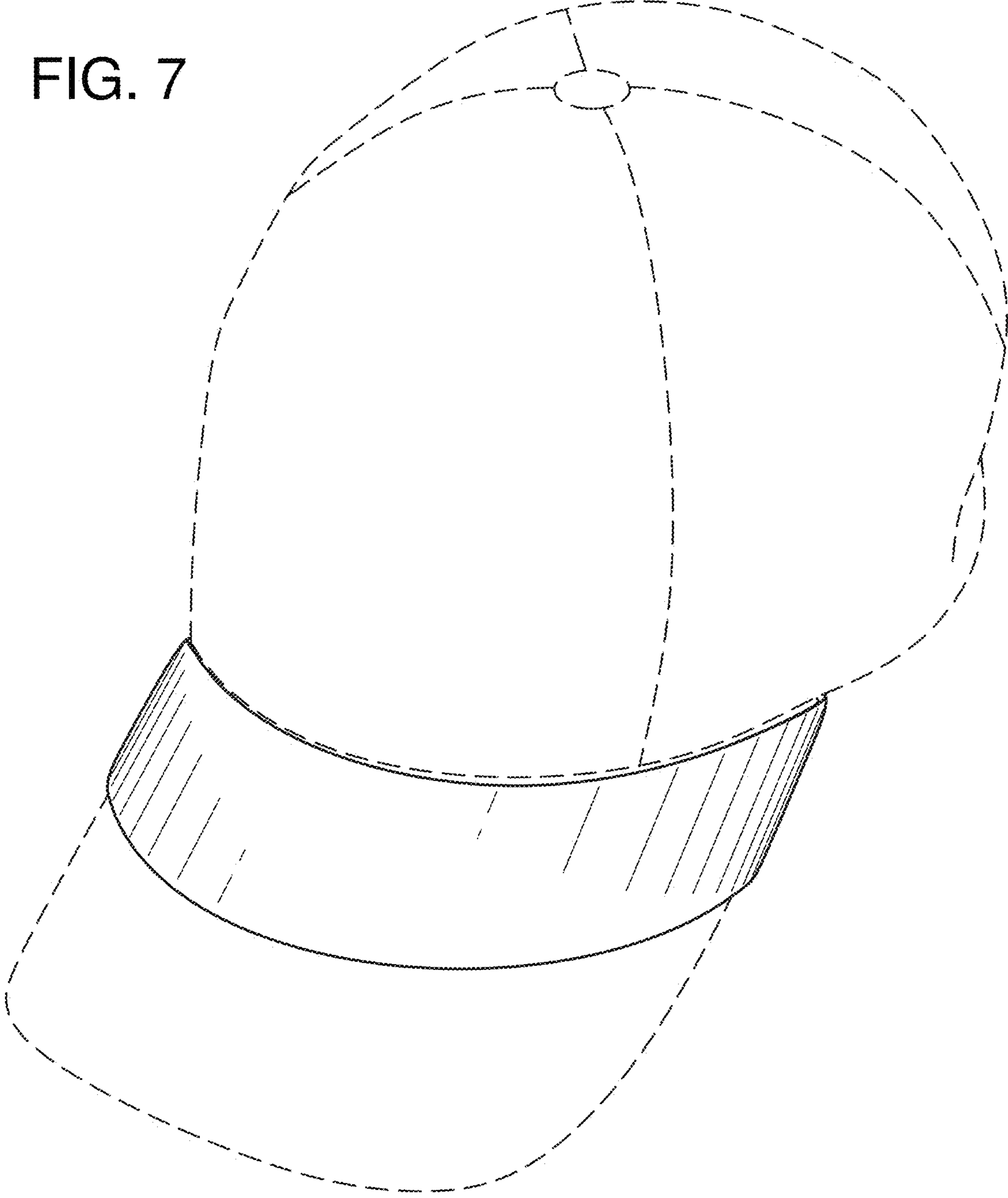


FIG. 8

