



US00D928458S

(12) **United States Design Patent** (10) **Patent No.:** **US D928,458 S**
Zeng (45) **Date of Patent:** **** Aug. 24, 2021**

(54) **LONG SLEEVE SHIRT**

FOREIGN PATENT DOCUMENTS

(71) Applicant: **Xiamen Wenmi Technology Co., Ltd.**,
Xiamen (CN)

CN 202375059 * 8/2012
CN 208211511 * 12/2018

(72) Inventor: **Juanjuan Zeng**, Quanzhou (CN)

OTHER PUBLICATIONS

(73) Assignee: **Xiamen Wenmi Technology Co., Ltd.**

Qianxitang Women's Long Sleeve Henley Shirts Lace Patchwork Casual Button Pullover Tops Blouses posted to amazon.com. Date Aug. 5, 2020 [visited Apr. 22, 2021] Available: <<https://www.amazon.com/Qianxitang-Womens-Patchwork-Pullover-Blouses/dp/B08F7M2YMZ?th=1>> (Year: 2020).*

(**) Term: **15 Years**

(21) Appl. No.: **29/769,159**

(Continued)

(22) Filed: **Feb. 3, 2021**

(51) **LOC (13) Cl.** **02-02**

Primary Examiner — Kevin K Rudzinski

(52) **U.S. Cl.**
USPC **D2/840**

(74) *Attorney, Agent, or Firm* — Xiaofang Zhong; Law Office of Xiaofang Zhong, PLLC

(58) **Field of Classification Search**
USPC D2/840, 717, 750, 756
CPC A41B 1/00
See application file for complete search history.

(57) **CLAIM**

The ornamental design for a long sleeve shirt, as shown and described.

(56) **References Cited**

DESCRIPTION

U.S. PATENT DOCUMENTS

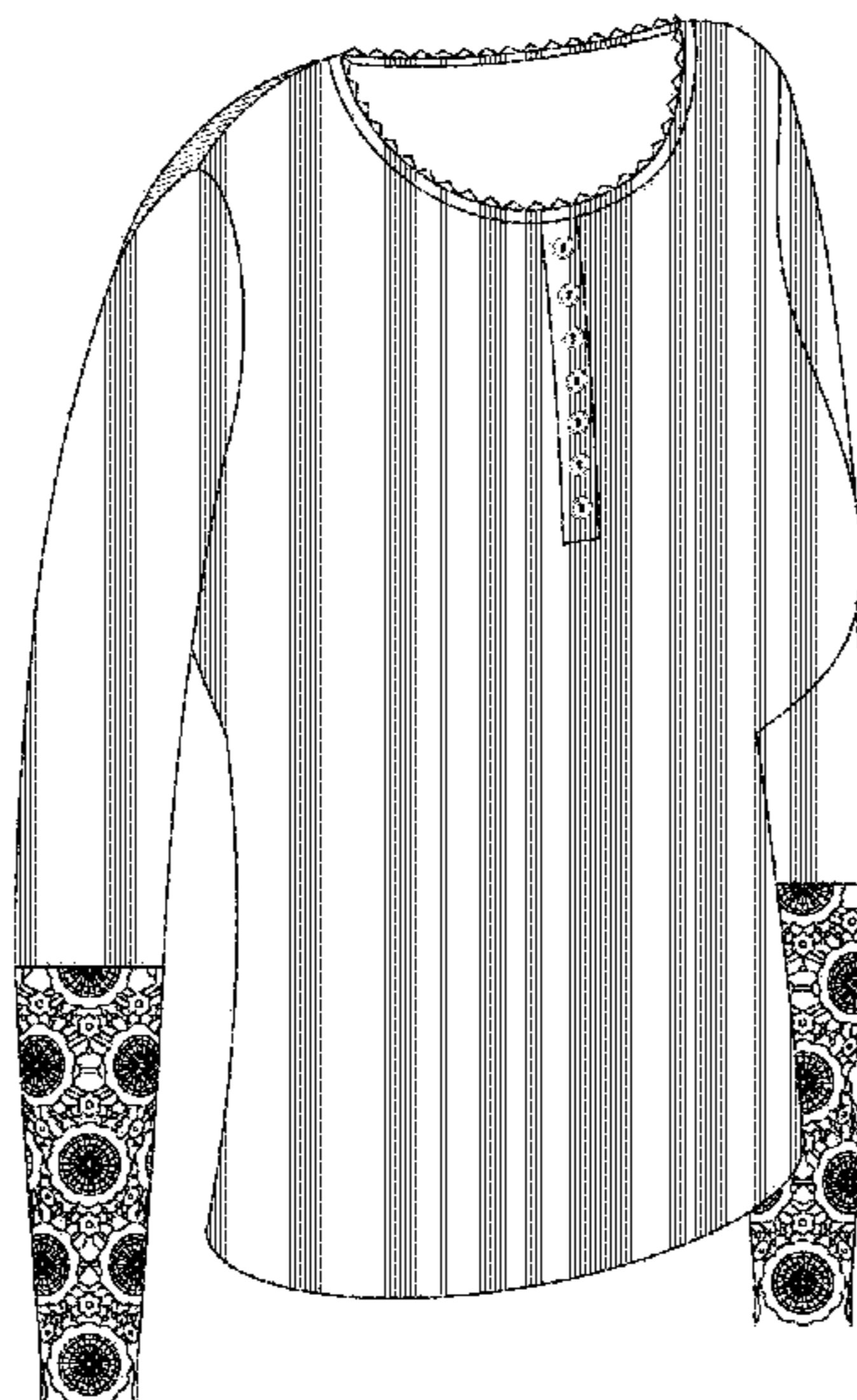
5,090,060 A * 2/1992 Gates A41D 13/0002
2/115
D463,092 S * 9/2002 Perez D2/717
D474,323 S * 5/2003 Carter D2/717
D575,933 S 9/2008 Rhodes
D619,785 S 7/2010 Jones et al.
D694,993 S 12/2013 Tanaka et al.
D715,029 S 10/2014 Roberts et al.
D746,552 S 1/2016 Brown
D756,597 S * 5/2016 Peerman D2/739
D763,550 S 8/2016 Martz
D814,144 S 4/2018 Meng
D819,929 S 6/2018 Mong et al.
D821,064 S * 6/2018 Hook D2/840
D831,305 S * 10/2018 Gravely D2/739
D839,557 S * 2/2019 Lomax D2/840
D846,837 S 4/2019 Goulet
D851,365 S 6/2019 Goulet
D855,934 S * 8/2019 Duerr D2/717

FIG. 1 is a perspective view of a long sleeve shirt showing my new design;
FIG. 2 is a front elevational view with 8, 9 and 10 portions which are shown in FIG. 8, FIG. 9 and FIG. 10 thereof;
FIG. 3 is a back elevational view thereof;
FIG. 4 is a right-side elevational view thereof;
FIG. 5 is a left-side elevational view thereof;
FIG. 6 is a top plan view thereof;
FIG. 7 is a bottom plan view thereof;
FIG. 8 is a broken away view of portion 8 in FIG. 2 thereof;
FIG. 9 is a broken away view of portion 9 in FIG. 2 thereof;
and,
FIG. 10 is a broken away view of portion 10 in FIG. 2 thereof.

The broken lines in the drawings depict part of the long sleeve shirt that form no part of the claimed design.

(Continued)

1 Claim, 10 Drawing Sheets



(56)

References Cited

U.S. PATENT DOCUMENTS

D857,342	S	8/2019	Jimenez	
D865,327	S *	11/2019	Wang	D2/739
D912,943	S *	3/2021	Shipley	D2/858
2006/0048265	A1 *	3/2006	Deadwyler	A41B 9/06 2/115
2008/0060113	A1 *	3/2008	Walsh	A41D 27/10 2/116
2012/0180181	A1 *	7/2012	Best	A41B 1/00 2/16
2021/0112888	A1 *	4/2021	Langer	A41D 13/0015

OTHER PUBLICATIONS

Hotapei Women's Long Sleeve V Neck Tunic Tops Front Button up Shirt Blouse posted to amazon.com. Date: Sep. 3, 2020 [visited Apr. 22, 2021] Available: <<https://www.amazon.com/HOTAPEI-Womens-Sleeve-Button-Blouse/dp/B08DKCB163>> (Year: 2020).*

Visby Henley & Top Digital PDF Sewing Pattern posted to itch-to-stitch.com. Date: Feb. 14, 2018 [visited Apr. 22, 2021] Available: <<https://itch-to-stitch.com/new-pattern-visby-henley-top/>> (Year: 2018).*

Blanycool Womens Henley Shirt Long Sleeve Lace Blouse posted to amazon.com. Date: Jun. 22, 2018 [visited: Apr. 22, 2021] Available: <https://www.amazon.com/dp/B07DWWHBMM/ref=as_li_ss_tl?m=A3OLQFIP022NCL&ref=mpc_asin_title&linkCode=s11&tag=codenest-20&linkId=b1af5a39305fd06ad94e8173cf1e7670> (Year: 2018).*

Beautiful Long Sleeve Lace Accents On Sleeves and Back Henley Top posted to athrifty.com, by Sarah A. Date: Oct. 13, 2015 [visited Apr. 22, 2021] Available: <<https://athrifty.com/beautiful-long-sleeve-lace-accents-on-sleeves-and-back-henley-top/>> (Year: 2015).*

* cited by examiner

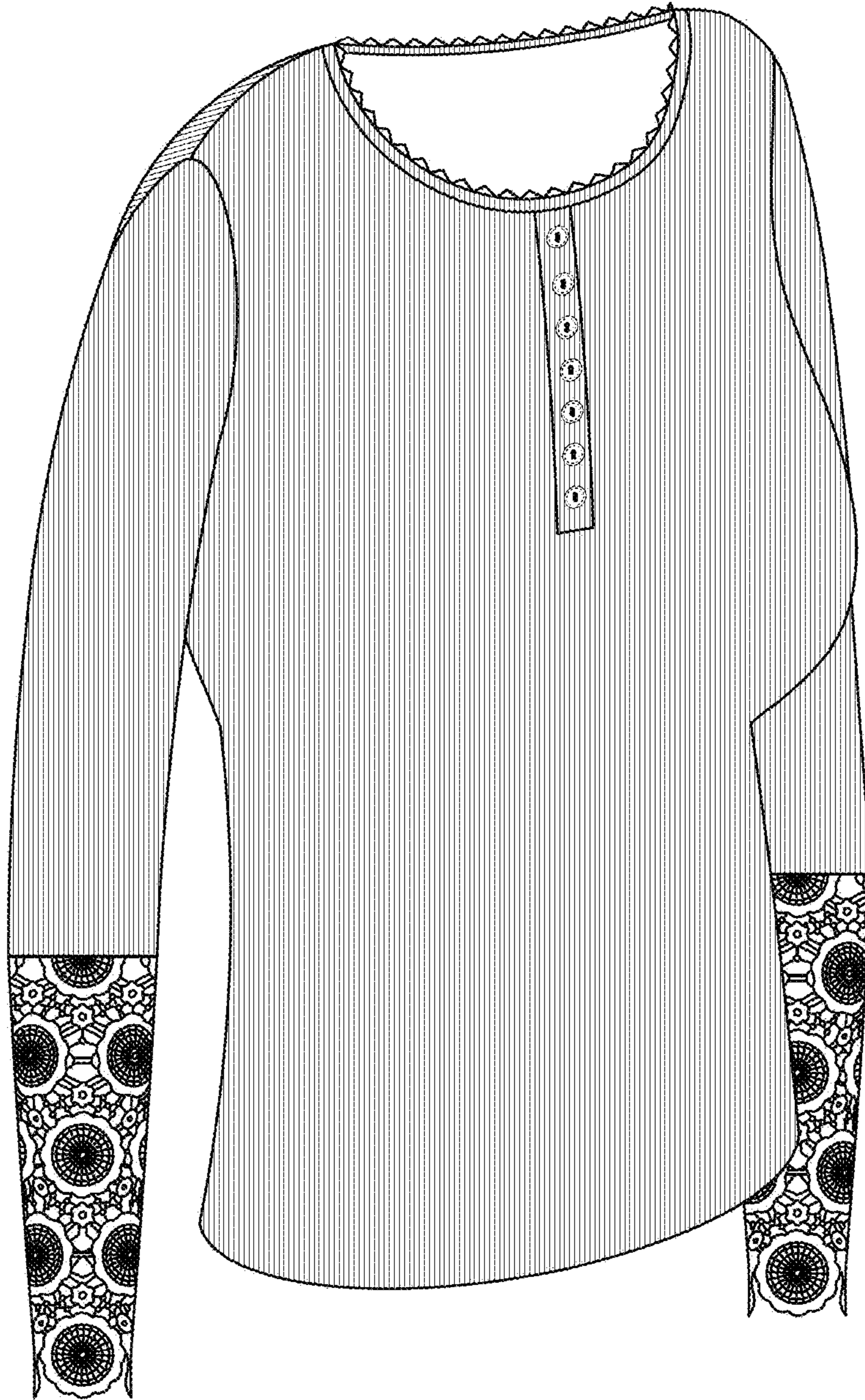


FIG. 1

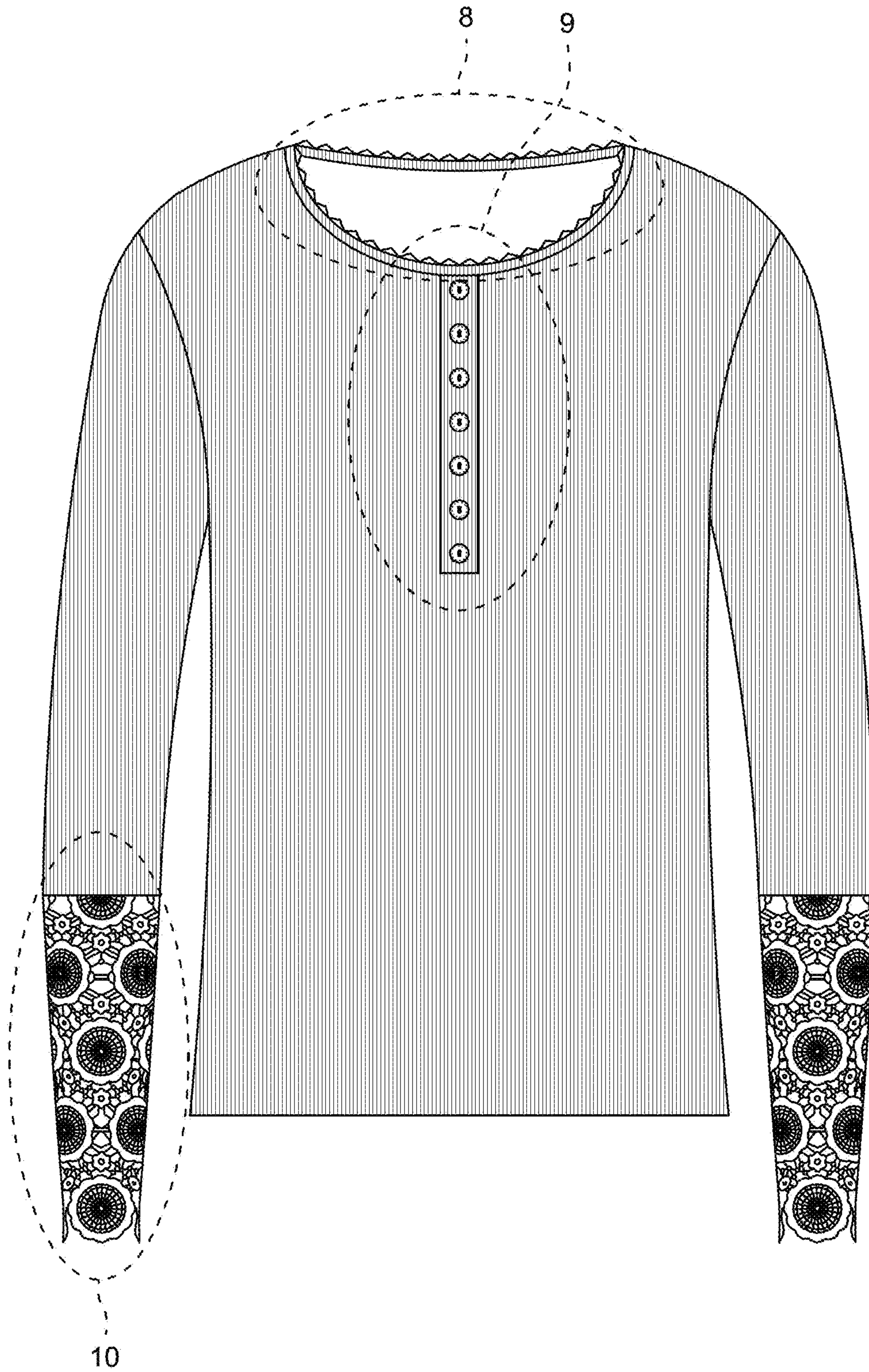


FIG. 2

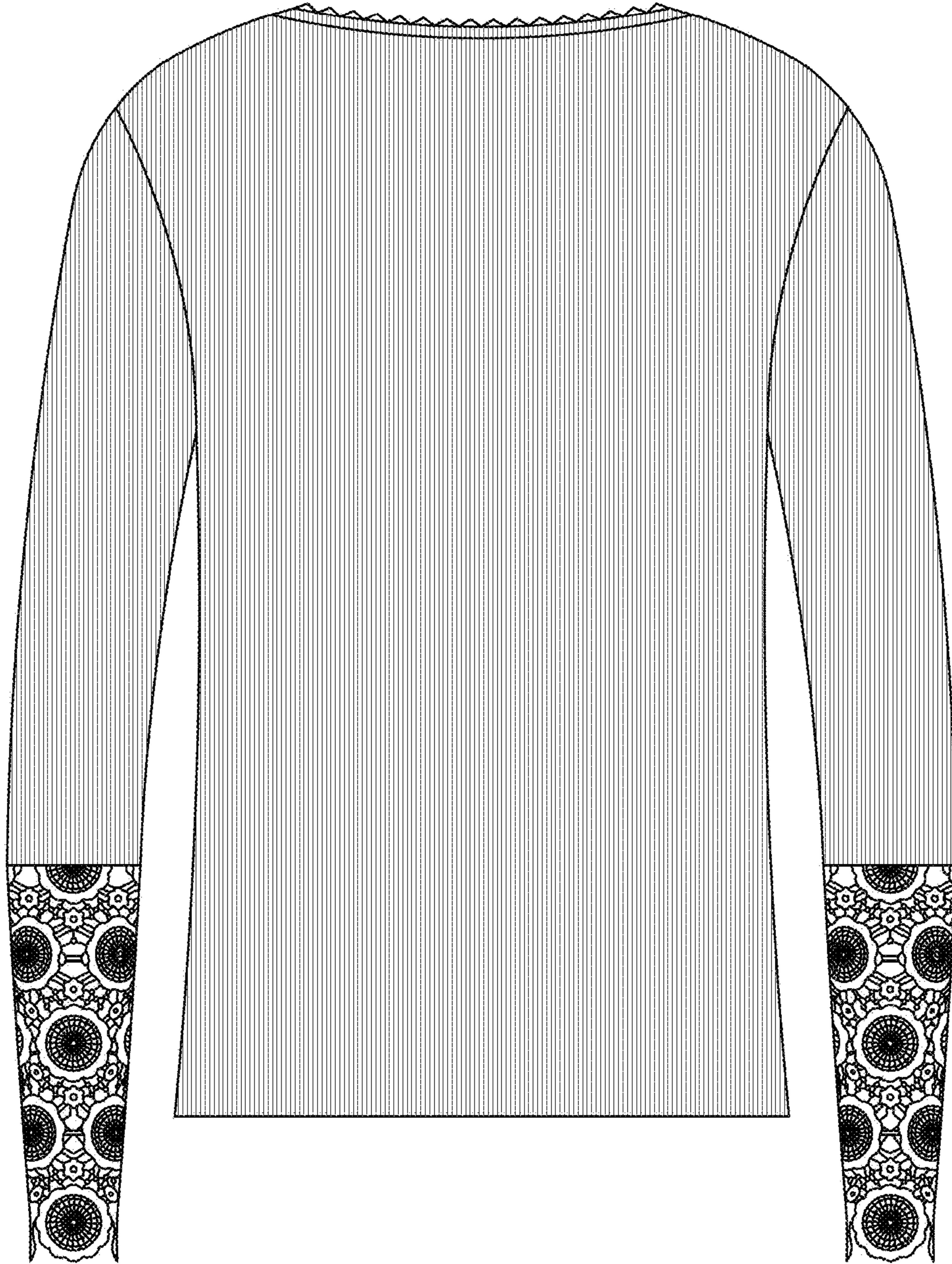


FIG. 3

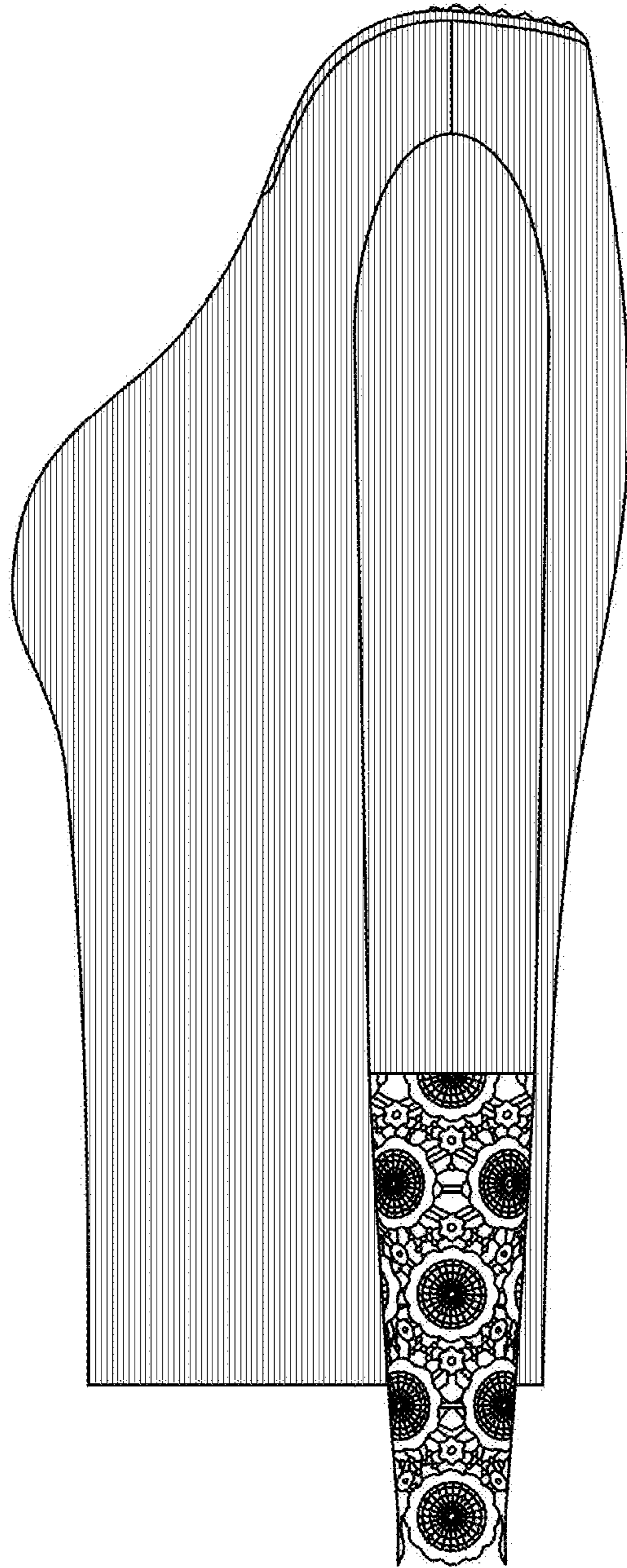


FIG. 4

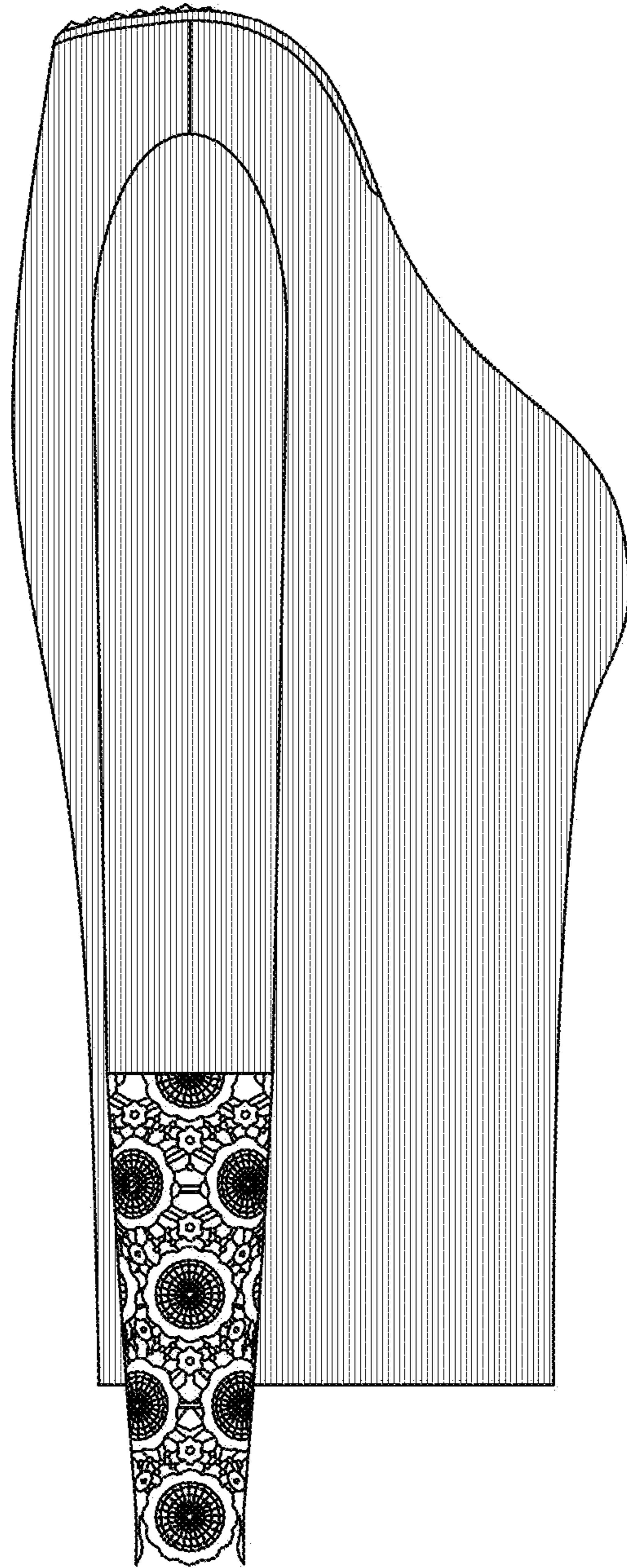


FIG. 5

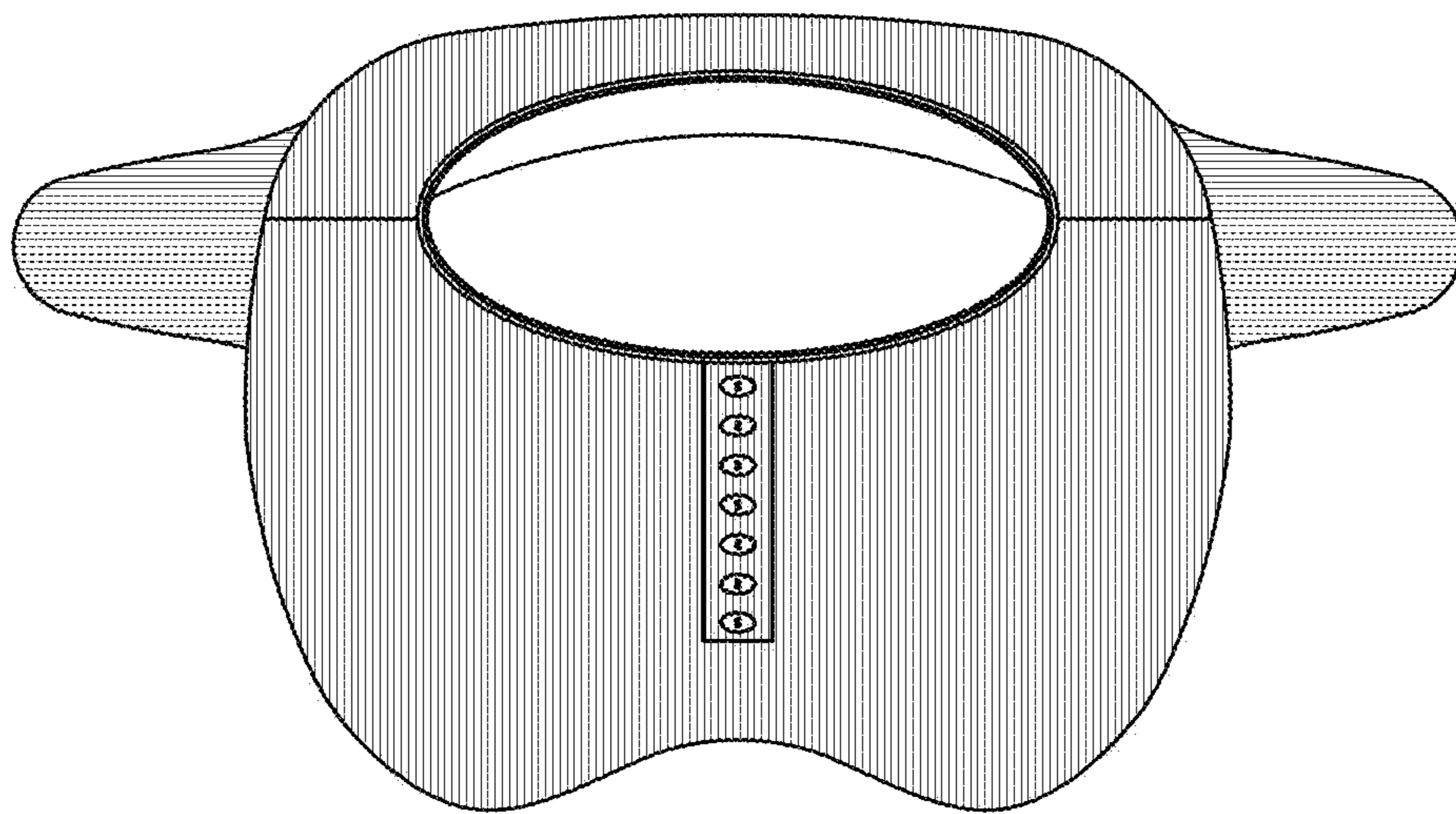


FIG. 6

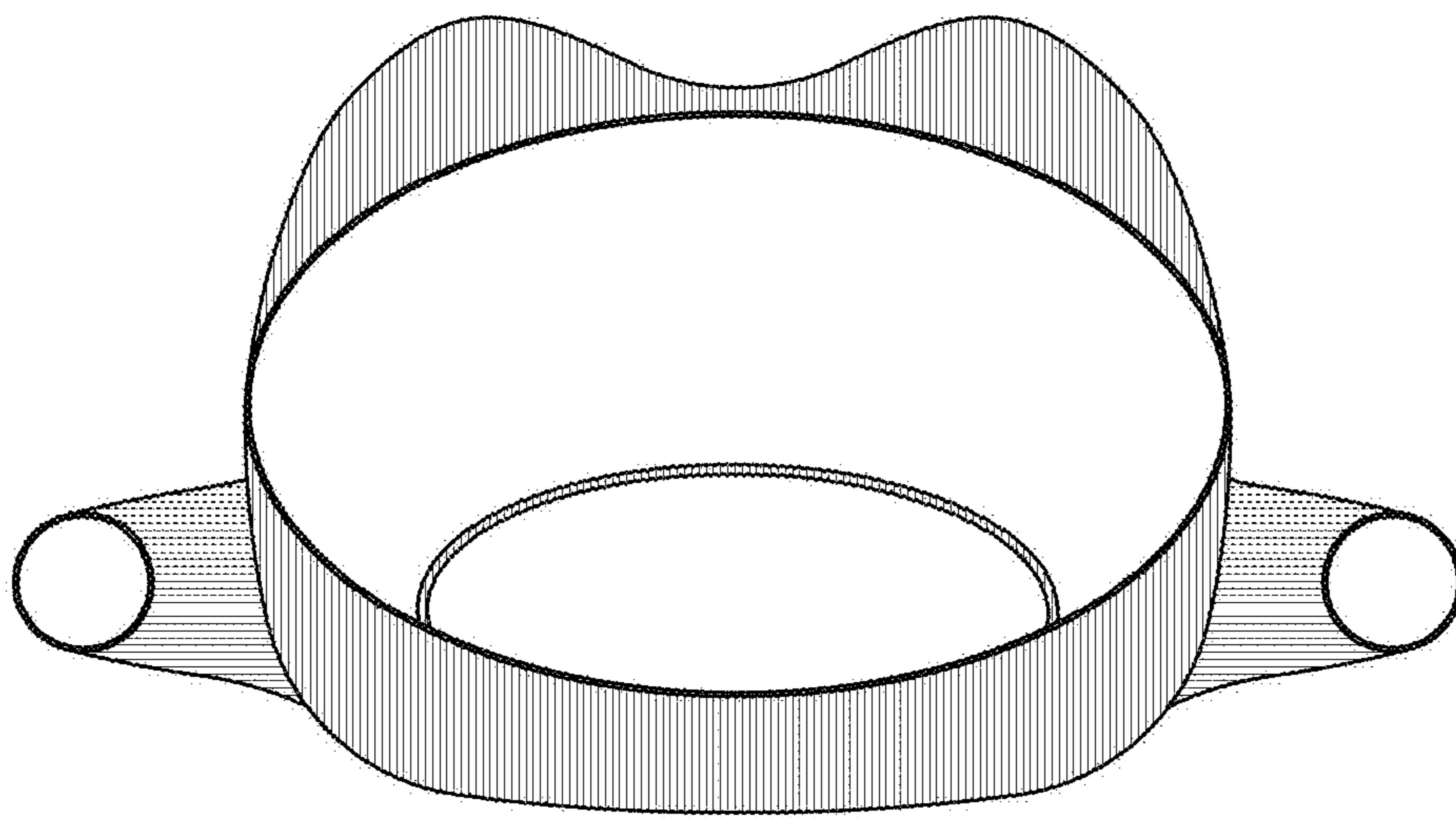


FIG. 7

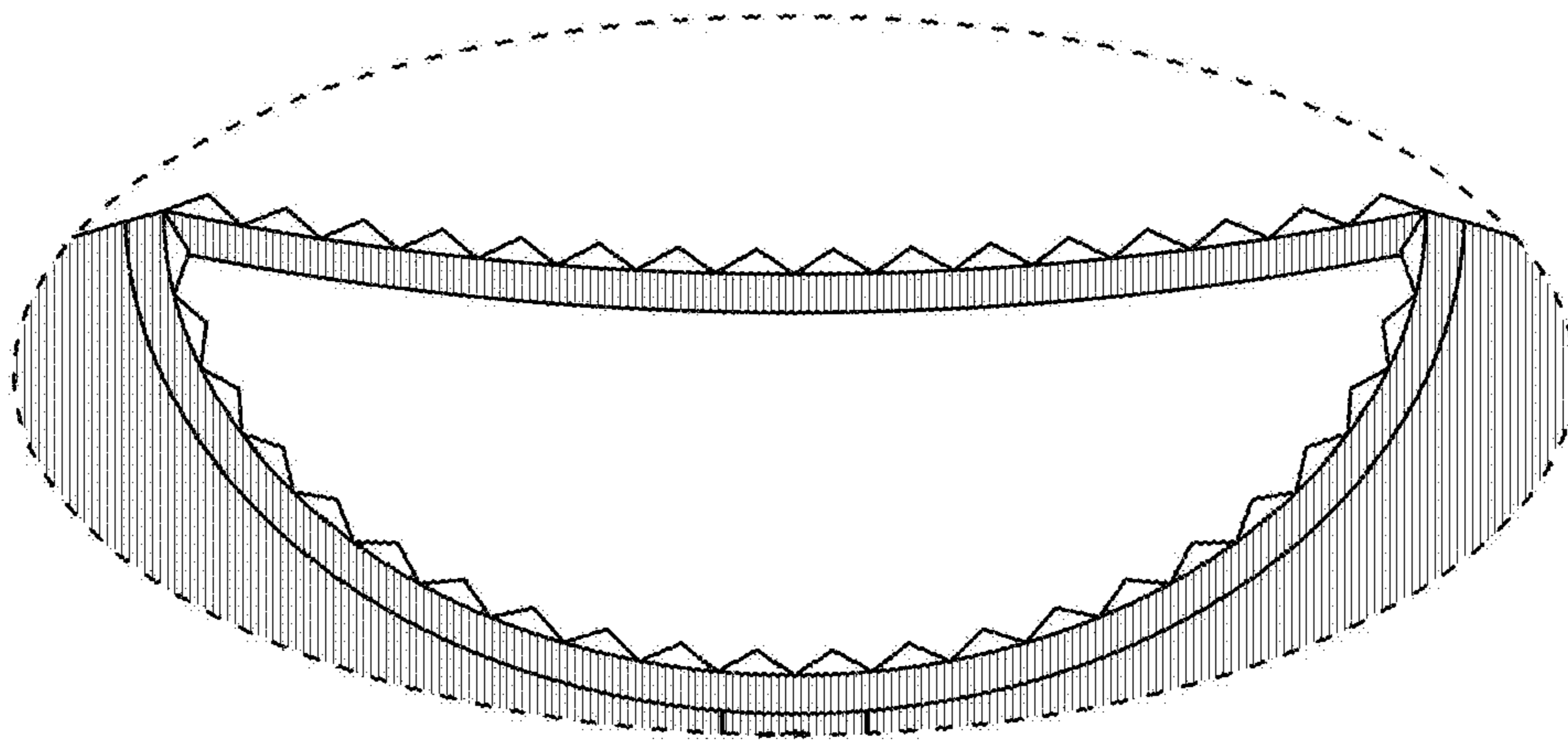


FIG. 8

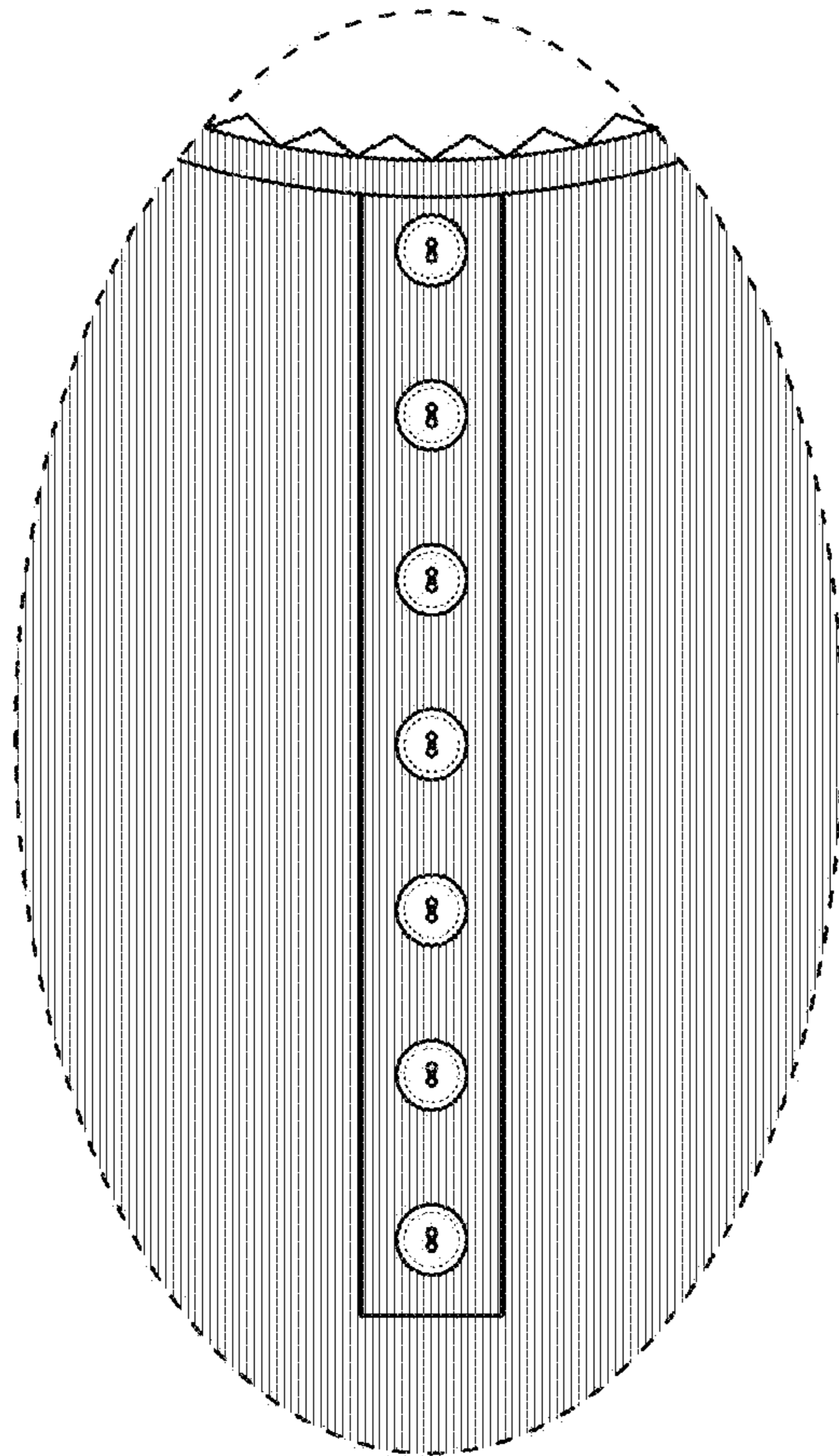


FIG. 9

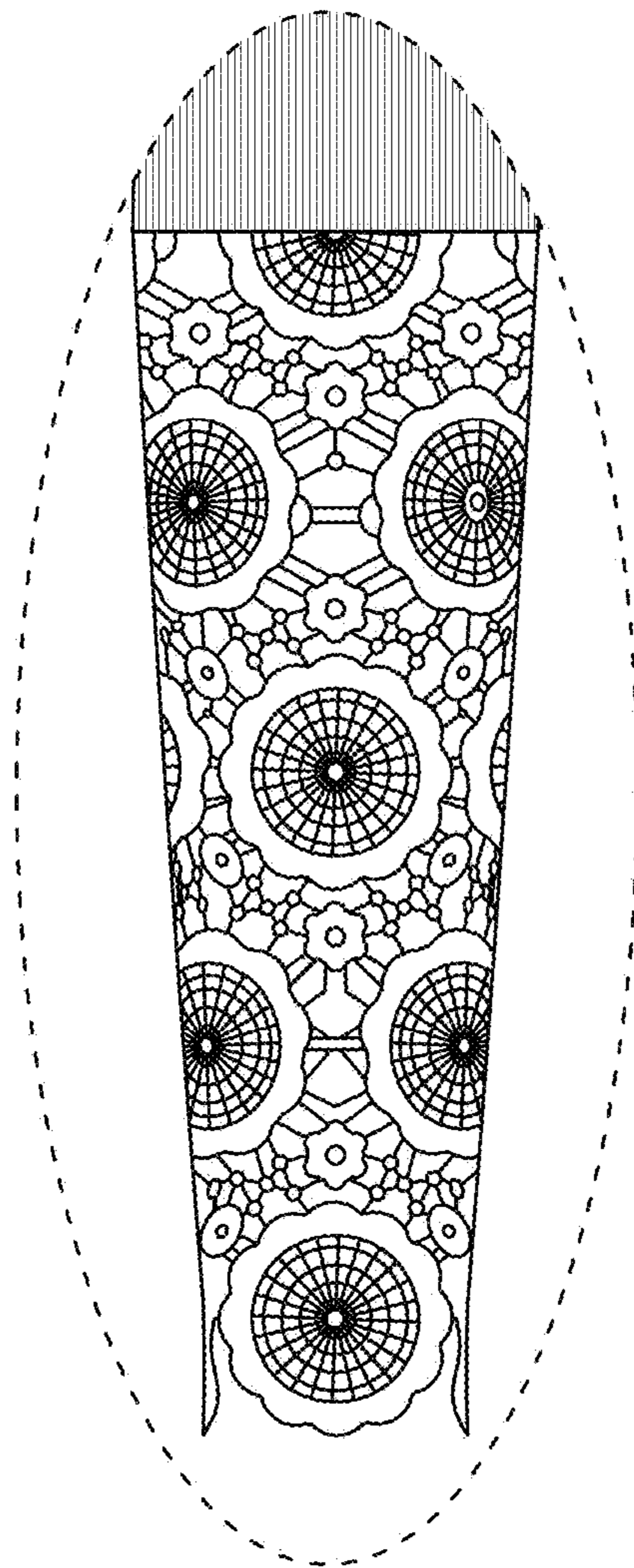


FIG. 10