



US00D928450S

(12) **United States Design Patent**
Reichelt

(10) **Patent No.:** **US D928,450 S**

(45) **Date of Patent:** **** Aug. 24, 2021**

(54) **CANDY PIECE**

(71) Applicant: **Robin Reichelt**, Orange, CA (US)

(72) Inventor: **Robin Reichelt**, Orange, CA (US)

(73) Assignee: **Robin Reichelt**, Orange, CA (US)

(**) Term: **15 Years**

(21) Appl. No.: **29/652,090**

(22) Filed: **May 8, 2020**

(51) **LOC (13) Cl.** **01-01**

(52) **U.S. Cl.**
USPC **D1/127; D1/106**

(58) **Field of Classification Search**

USPC D1/100-130, 199; 426/104, 108, 138,
426/391, 549, 808, 94, 143, 559, 560;
D6/597, 601, 303; D7/359, 354, 628,
D7/675; D21/623, 803, 386, 503; 28/4;
119/710; D25/138; D9/456, 624, 629,
D9/707; D11/44, 56, 81, 83, 103, 149,
D11/157; 249/92; D3/208, 271.1;
D99/5

CPC .. A21D 13/0025; A21D 13/0074; B26D 3/11;
A47J 37/043; A47J 37/049; A47J 43/18;
A22C 17/006; A22C 13/0013; A23L
1/164; A23L 1/005; B65D 81/343; A23B
4/10

See application file for complete search history.

(56) **References Cited**

U.S. PATENT DOCUMENTS

2,152,075 A * 3/1939 Melehes B42F 1/08
24/552
D177,108 S * 3/1956 Katz D11/76

D377,196 S * 1/1997 Sheppard, Jr. D19/65
D405,717 S * 2/1999 Doughty D11/124
D428,670 S * 7/2000 Tsai D28/40
D447,680 S * 9/2001 Kelleghan D8/356
D466,793 S * 12/2002 Kelleghan D8/356
D492,800 S * 7/2004 Yuen D26/26
D526,241 S * 8/2006 Cavness D11/157
D539,691 S * 4/2007 Solazzi D11/1
D571,465 S * 6/2008 Osterberg D24/105
D606,288 S * 12/2009 Thorne D2/895
D844,282 S * 4/2019 Rana D1/126

* cited by examiner

Primary Examiner — Katie Jane Stofko

(74) *Attorney, Agent, or Firm* — Ryan Dean; Umberg
Zipser LLP


(57) **CLAIM**

I claim the ornamental design for a candy piece, as shown
and described.

DESCRIPTION

FIG. 1 is a top, front, left side perspective view of a candy
piece;
FIG. 2 is a front elevation view thereof;
FIG. 3 is a rear elevation view thereof;
FIG. 4 is a left side elevation view thereof;
FIG. 5 is a right side elevation view thereof;
FIG. 6 is a top plan view thereof; and,
FIG. 7 is a bottom plan view thereof.

1 Claim, 2 Drawing Sheets






FIG. 1




FIG. 2




FIG. 4




FIG. 3




FIG. 5




FIG. 6




FIG. 7