



US00D928404S

(12) **United States Design Patent** (10) **Patent No.:** **US D928,404 S**  
**Chae** (45) **Date of Patent:** **\*\* Aug. 17, 2021**

(54) **RAZOR HANDLE**  
 (71) Applicant: **DORCO CO., LTD.**, Seoul (KR)  
 (72) Inventor: **Su Hyun Chae**, Seoul (KR)  
 (73) Assignee: **DORCO CO., LTD.**, Seoul (KR)  
 (\*\*) Term: **15 Years**  
 (21) Appl. No.: **29/708,041**  
 (22) Filed: **Oct. 2, 2019**

(30) **Foreign Application Priority Data**

Apr. 9, 2019 (KR) ..... 30-2019-0016589

(51) **LOC (13) Cl.** ..... **28-03**  
 (52) **U.S. Cl.**  
 USPC ..... **D28/47**

(58) **Field of Classification Search**  
 USPC ..... D28/46-48  
 CPC ... B26B 21/00; B26B 21/08; B26B 21/14-18;  
 B26B 21/185-227; B26B 21/40; B26B  
 21/4062-4075; B26B 21/44-48; B26B  
 21/30-32; B26B 21/50-528  
 See application file for complete search history.

(56) **References Cited**

**U.S. PATENT DOCUMENTS**

D615,245 S \* 5/2010 Lukan ..... D28/47  
 D699,395 S \* 2/2014 Bae ..... D28/48  
 D730,579 S \* 5/2015 Han ..... D28/48

D802,212 S \* 11/2017 Bae ..... D28/48  
 D813,456 S \* 3/2018 Christofidellis ..... D28/48  
 D815,354 S \* 4/2018 Psimadas ..... D28/48  
 D822,901 S \* 7/2018 Shin ..... D28/48  
 D822,902 S \* 7/2018 Shin ..... D28/48  
 D824,102 S \* 7/2018 Go ..... D28/48  
 D843,658 S \* 3/2019 Kong ..... D28/48  
 D872,365 S \* 1/2020 Zaremba ..... D28/48  
 D879,375 S \* 3/2020 Go ..... D28/48  
 D911,606 S \* 2/2021 Ramm ..... D28/47  
 2018/0370052 A1\* 12/2018 Zaremba ..... B26B 21/521  
 2019/0299440 A1\* 10/2019 Fontecchio ..... B26B 21/225

\* cited by examiner

*Primary Examiner* — Jennifer Rivard

(74) *Attorney, Agent, or Firm* — Lee, Hong, Degerman, Kang & Waimey

(57) **CLAIM**

The ornamental design for a razor handle, as shown and described.

**DESCRIPTION**

FIG. 1 is a perspective view of a razor handle showing the new design;  
 FIG. 2 is a front view thereof;  
 FIG. 3 is a rear view thereof;  
 FIG. 4 is a left side view thereof;  
 FIG. 5 is a right side view thereof;  
 FIG. 6 is a top view thereof; and,  
 FIG. 7 is a bottom view thereof.  
 The broken line illustrate portions of the razor handle that form no part of the claimed design.

**1 Claim, 7 Drawing Sheets**




FIG. 1




FIG. 2

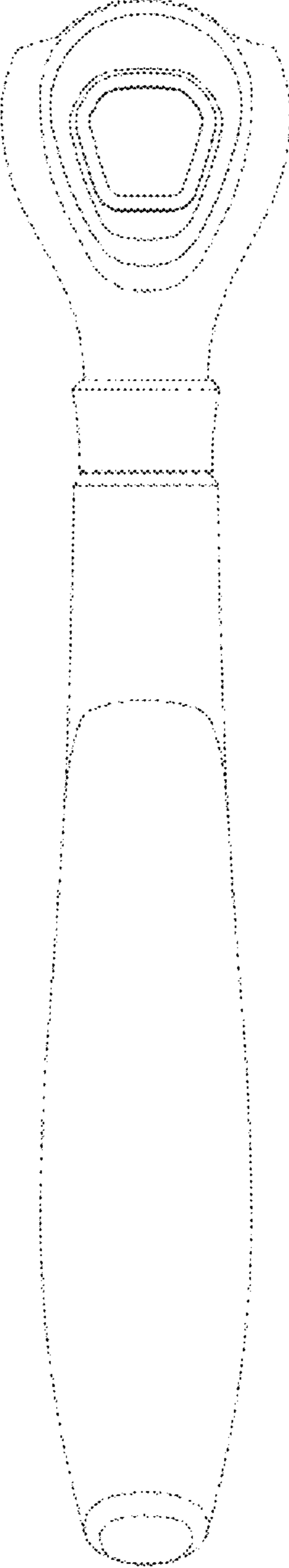


FIG. 3




FIG. 4




FIG. 5




FIG. 6

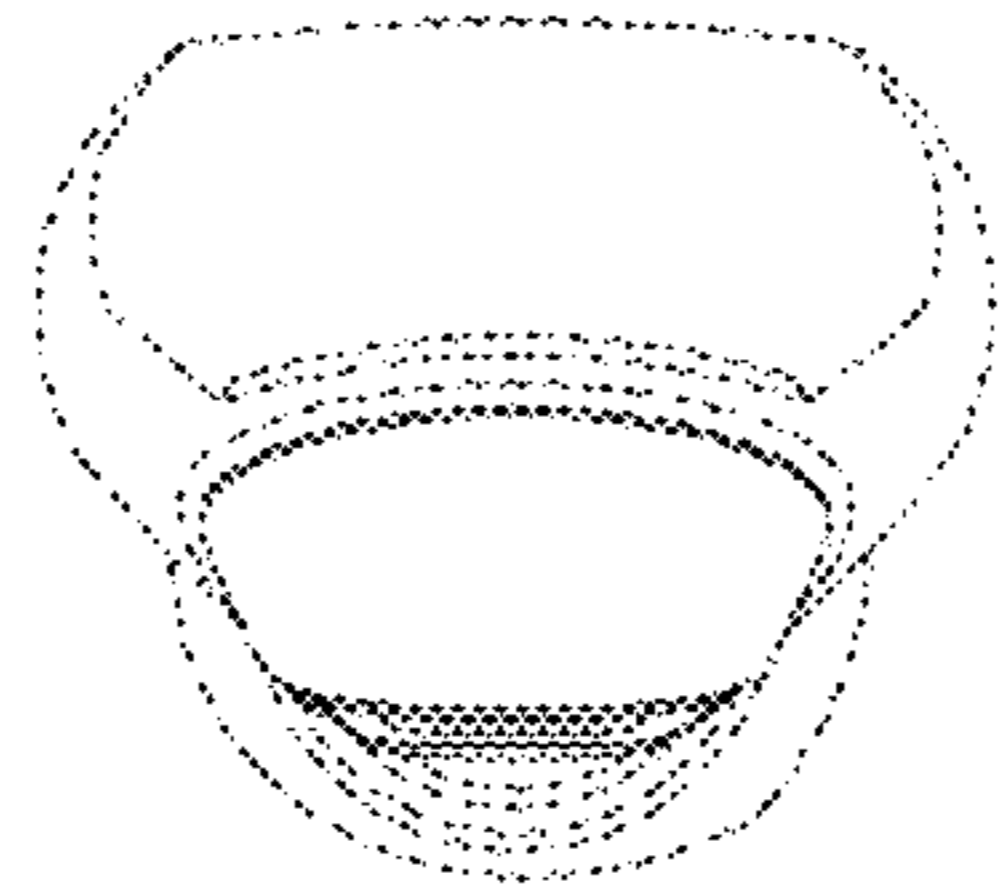


FIG. 7

