



US00D928391S

(12) **United States Design Patent** (10) **Patent No.:** **US D928,391 S**
Bernardi (45) **Date of Patent:** **** Aug. 17, 2021**

(54) **HEAD LIGHT LENS**

F21V 5/00; F21V 21/04; F21V 29/004;
B60Q 9/13; B60Q 9/135; B60Q 9/1375

(71) Applicant: **JAGUAR LAND ROVER LIMITED,**
Coventry (GB)

See application file for complete search history.

(72) Inventor: **Florentin Bernardi,** Coventry (GB)

(56) **References Cited**

(73) Assignee: **JAGUAR LAND ROVER LIMITED,**
Coventry (GB)

U.S. PATENT DOCUMENTS

(**) Term: **15 Years**

D465,861 S *	11/2002	Huang	D26/139
D471,657 S *	3/2003	Huang	D26/139
D511,220 S *	11/2005	Lin	D26/139
D754,387 S *	4/2016	Luke	D26/139
D880,051 S *	3/2020	Tomasson	D26/139

(21) Appl. No.: **29/771,757**

* cited by examiner

(22) Filed: **Feb. 25, 2021**

Primary Examiner — Marcus A Jackson

Related U.S. Application Data

(74) *Attorney, Agent, or Firm* — Reising Ethington P.C.

(62) Division of application No. 29/682,582, filed on Mar. 6, 2019, now Pat. No. Des. 913,545, and a division of application No. 29/600,826, filed on Apr. 17, 2017, now Pat. No. Des. 847,388.

(57) **CLAIM**

The ornamental design for a head light lens, as shown and described.

(30) **Foreign Application Priority Data**

DESCRIPTION

Oct. 17, 2016	(EM)	003422179-0001
Oct. 17, 2016	(EM)	003422179-0002
Oct. 17, 2016	(EM)	003422179-0003

FIG. 1 is a front left perspective view of a head light lens for a vehicle;

(51) **LOC (13) Cl.** **26-99**

FIG. 2 is a front right perspective view thereof;

(52) **U.S. Cl.**
USPC **D26/139**

FIG. 3 is a rear left perspective view thereof;

(58) **Field of Classification Search**
USPC D26/28-36, 139
CPC F21S 48/00; F21S 48/10; F21S 48/115;
F21S 48/225; F21S 48/1233; F21S
48/1266; F21S 48/1388; F21S 48/2268;

FIG. 4 is a rear right perspective view thereof;

FIG. 5 is a front view thereof;

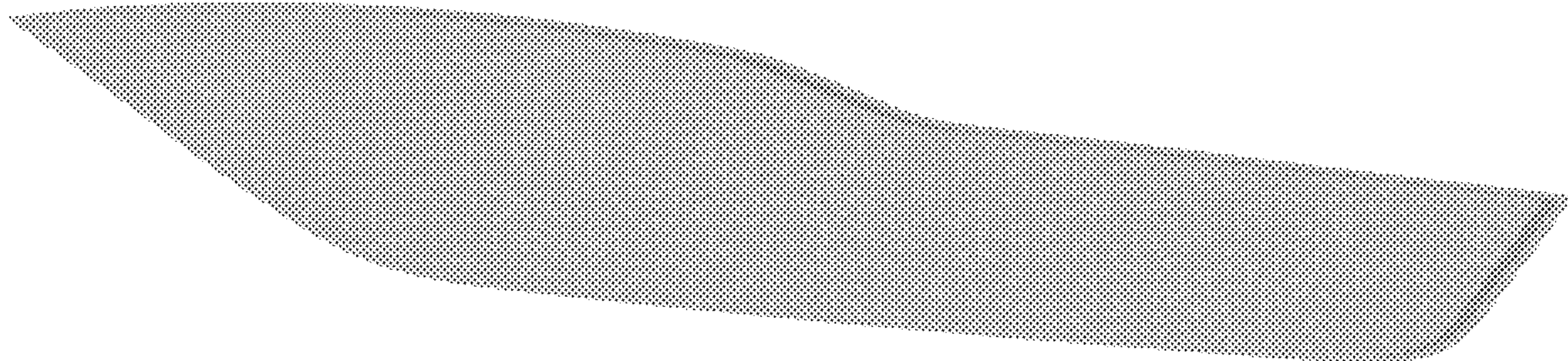
FIG. 6 is a rear view thereof;

FIG. 7 is a left side view thereof;

FIG. 8 is a right side view thereof; and,

FIG. 9 is a top view thereof.

1 Claim, 9 Drawing Sheets






FIG. 1




FIG. 2




FIG. 3




FIG. 4




FIG. 5




FIG. 6




FIG. 7




FIG. 8




FIG. 9