



US00D928390S

(12) **United States Design Patent** (10) **Patent No.:** **US D928,390 S**  
**Trott et al.** (45) **Date of Patent:** **\*\* Aug. 17, 2021**

(54) **LIGHTING DIFFUSER**  
(71) Applicant: **ABL IP Holding LLC**, Atlanta, GA (US)  
(72) Inventors: **Gary Trott**, Greensboro, GA (US); **Scott Doty**, Pittsburgh, PA (US)  
(73) Assignee: **ABL IP Holding LLC**, Atlanta, GA (US)

D485,006 S \* 1/2004 Huang ..... D26/118  
D509,019 S \* 8/2005 Castro ..... D26/112  
D584,446 S \* 1/2009 Sabernig ..... D26/88  
D591,895 S \* 5/2009 Sabernig ..... D26/105  
D612,531 S \* 3/2010 Smith ..... D26/137  
D632,837 S \* 2/2011 Grajcar ..... D26/130  
D796,730 S \* 9/2017 Sonneman ..... D26/118  
D804,713 S \* 12/2017 Tsai ..... D26/121  
D824,582 S \* 7/2018 Luo ..... D26/118  
10,036,529 B2 \* 7/2018 Swanson ..... F21V 1/04  
D864,462 S \* 10/2019 Gratton ..... D26/103  
2018/0017229 A1 \* 1/2018 Swanson ..... F21V 1/143

(\*\*) Term: **15 Years**

\* cited by examiner

(21) Appl. No.: **29/721,985**

*Primary Examiner* — Wan Laymon

(22) Filed: **Jan. 24, 2020**

*Assistant Examiner* — Clint A Samuel

(51) **LOC (13) Cl.** ..... **26-05**

(74) *Attorney, Agent, or Firm* — Kilpatrick Townsend & Stockton LLP

(52) **U.S. Cl.**  
USPC ..... **D26/118**

(57) **CLAIM**

(58) **Field of Classification Search**  
USPC ..... D26/24, 105, 107, 108, 112, 113, 118,  
D26/119, 122, 123, 133, 134; D16/237,  
D16/241, 250

The ornamental design for a lighting diffuser, as shown and described.

CPC . F21V 3/00; F21V 3/049; F21V 3/061; F21V 3/062; F21V 3/0615; F21V 3/0625; F21V 7/00; F21V 7/005; F21V 7/041; F21V 7/043; F21V 7/0008; F21V 7/091; F21V 11/00; F21V 11/02; F21V 1/00; F21V 1/04; F21V 1/06; F21V 5/00; F21V 5/007  
See application file for complete search history.

**DESCRIPTION**

FIG. 1 is a top perspective view of a lighting diffuser according to the present design;  
FIG. 2 is a front-side view thereof;  
FIG. 3 is a back-side view thereof;  
FIG. 4 is a right-side view thereof;  
FIG. 5 is a left-side view thereof;  
FIG. 6 is a top view thereof; and,  
FIG. 7 is a bottom view thereof.

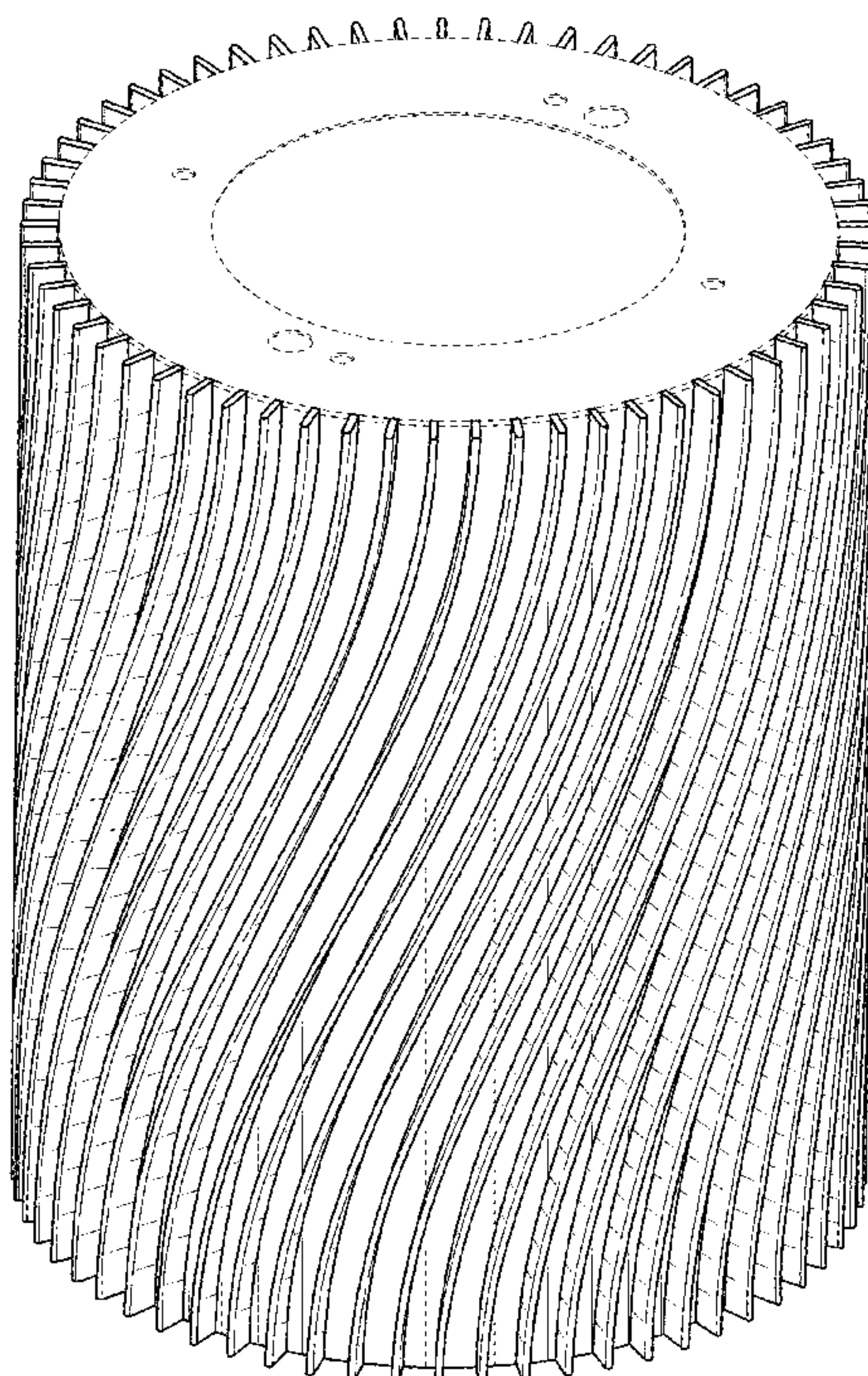
The broken lines in the drawings of the lighting diffuser form no part of the claimed design.

(56) **References Cited**

U.S. PATENT DOCUMENTS

D257,897 S \* 1/1981 Scholze ..... D26/105  
D392,764 S \* 3/1998 Balish, Jr. .... D26/105

**1 Claim, 7 Drawing Sheets**



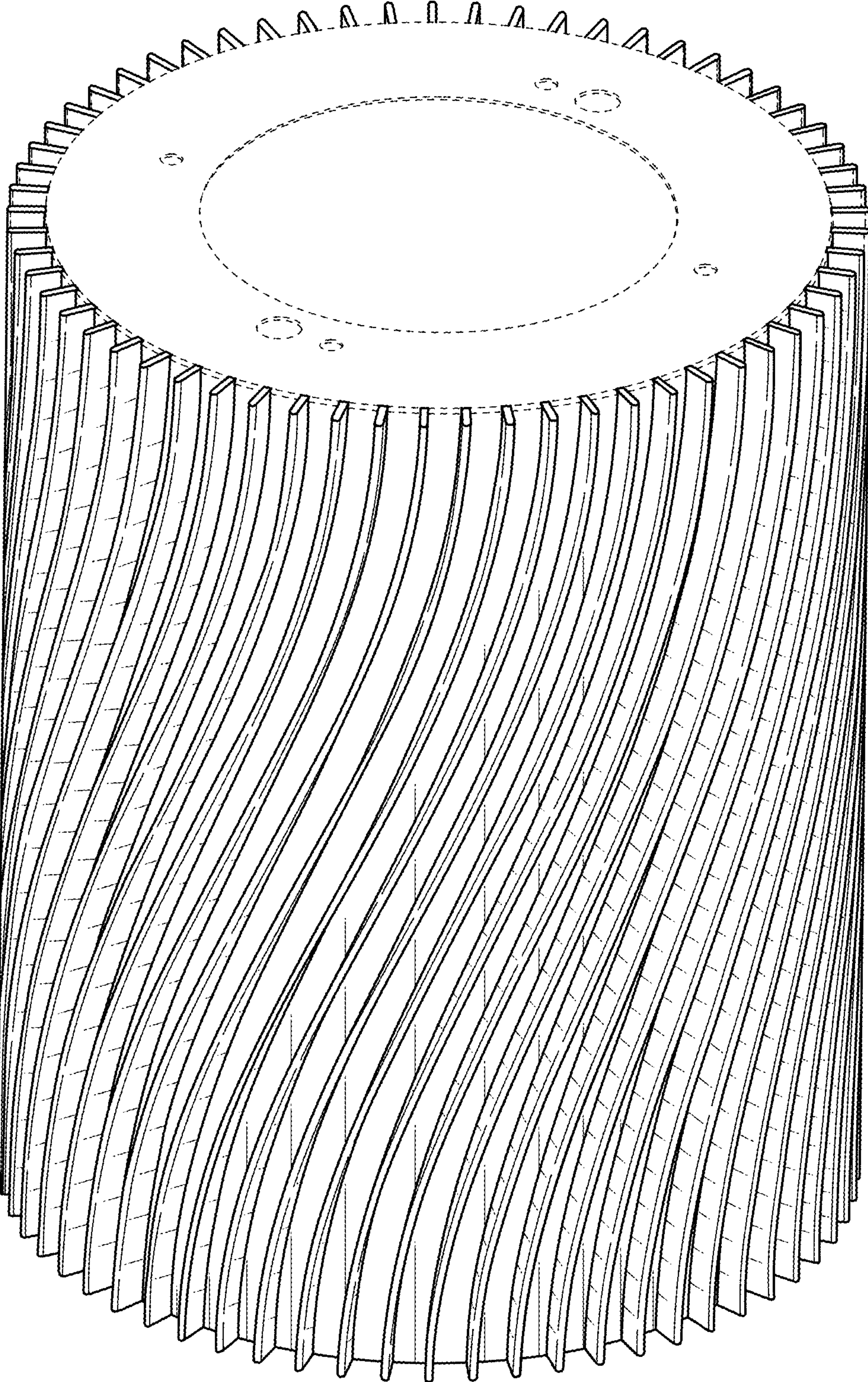


FIG. 1






FIG. 2






FIG. 3






FIG. 4






FIG. 5

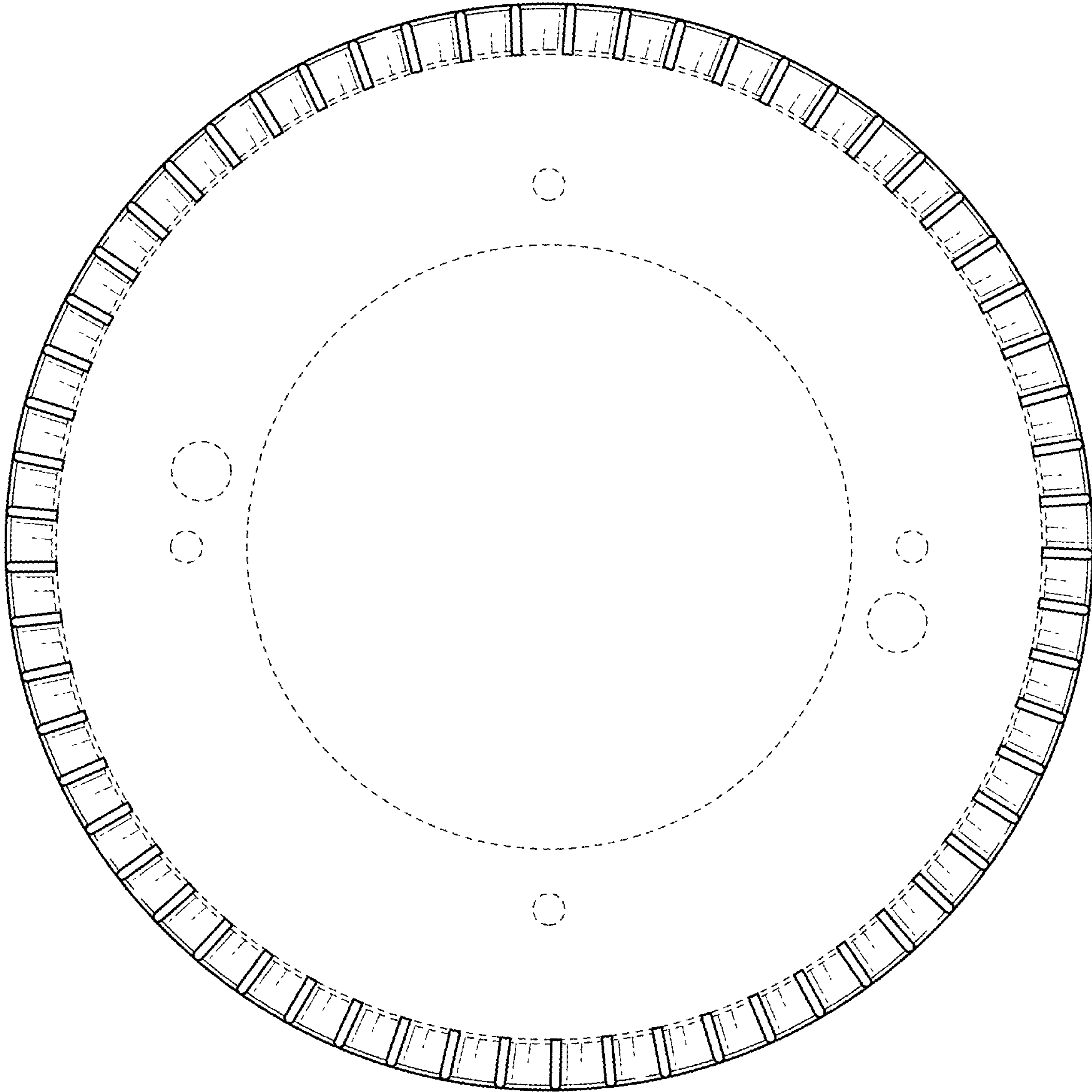


FIG. 6

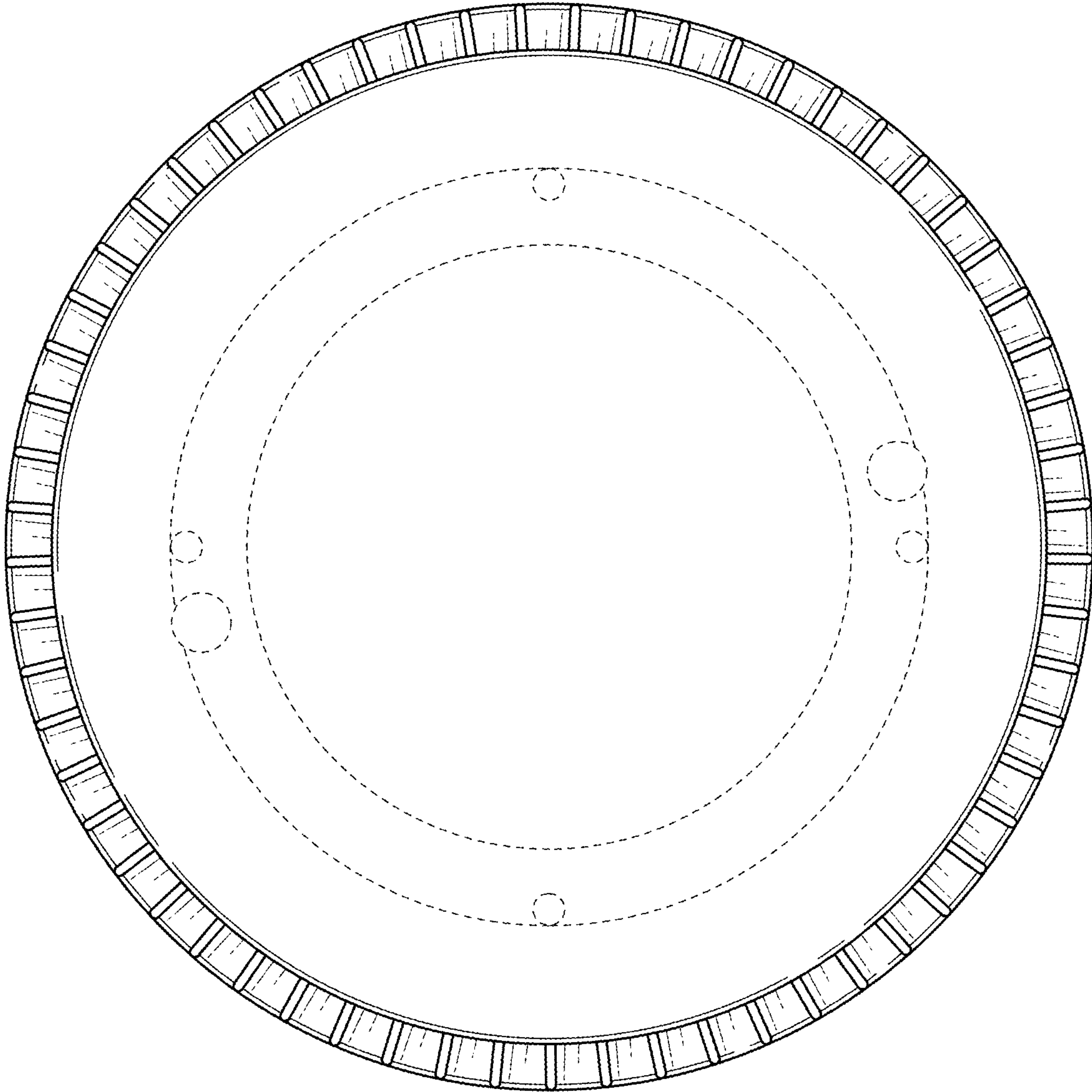


FIG. 7