



US00D928387S

(12) **United States Design Patent**
Jian

(10) **Patent No.:** **US D928,387 S**

(45) **Date of Patent:** **** Aug. 17, 2021**

(54) **LAMP**

(71) Applicant: **Shenzhen Guangying Liangpin Technology Co., Ltd., Shenzhen (CN)**

(72) Inventor: **Li Jian, Shenzhen (CN)**

(**) Term: **15 Years**

(21) Appl. No.: **29/760,662**

(22) Filed: **Dec. 3, 2020**

(51) **LOC (13) Cl.** **26-03**

(52) **U.S. Cl.**
USPC **D26/110**

(58) **Field of Classification Search**
USPC D26/93, 104, 106, 110, 112
CPC F21V 3/00; F21V 5/007; F21W 2121/00;
F21W 2131/30; F21S 6/00; F21S 10/00;
F21S 10/06
See application file for complete search history.

(56) **References Cited**

U.S. PATENT DOCUMENTS

D712,571 S 9/2014 Zetsche
D854,226 S * 7/2019 Lin D26/104

D884,252 S * 5/2020 Deng D26/106
D887,069 S * 6/2020 Dou D26/104
D887,073 S * 6/2020 Lin D26/110
D894,314 S * 8/2020 Noonan D22/108
D915,663 S * 4/2021 Feng D26/110

* cited by examiner

Primary Examiner — Brian N. Vinson


(57) **CLAIM**

The ornamental design for a lamp, as shown and described.

DESCRIPTION

FIG. 1 is a front perspective view of a lamp, showing my new design;
FIG. 2 is a front elevational view thereof;
FIG. 3 is a rear elevational view thereof;
FIG. 4 is a left side elevational view thereof;
FIG. 5 is a right side elevational view thereof;
FIG. 6 is a top plan view thereof; and,
FIG. 7 is a bottom plan view thereof.

1 Claim, 7 Drawing Sheets






FIG. 1




FIG. 2

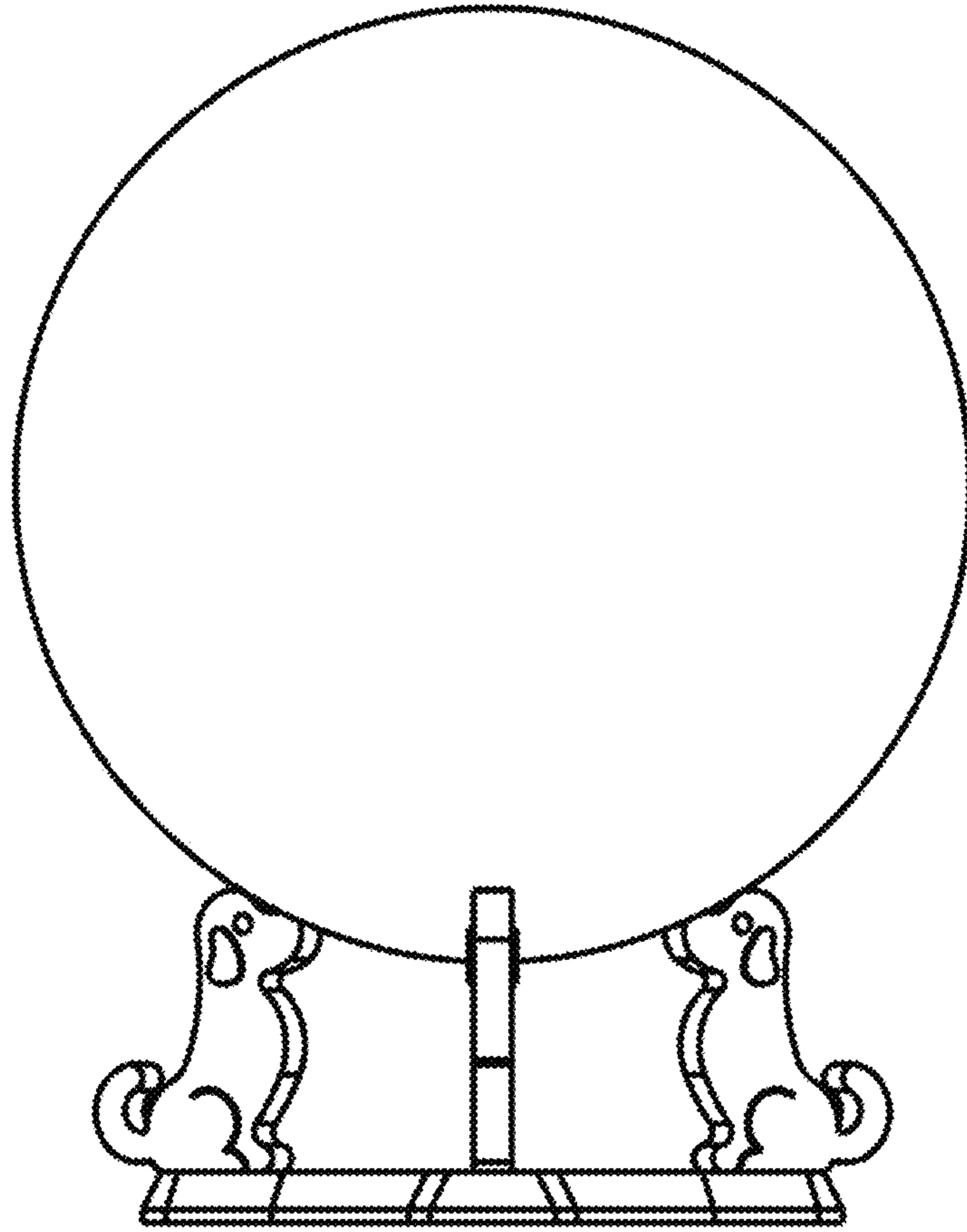


FIG. 3




FIG. 4




FIG. 5




FIG. 6

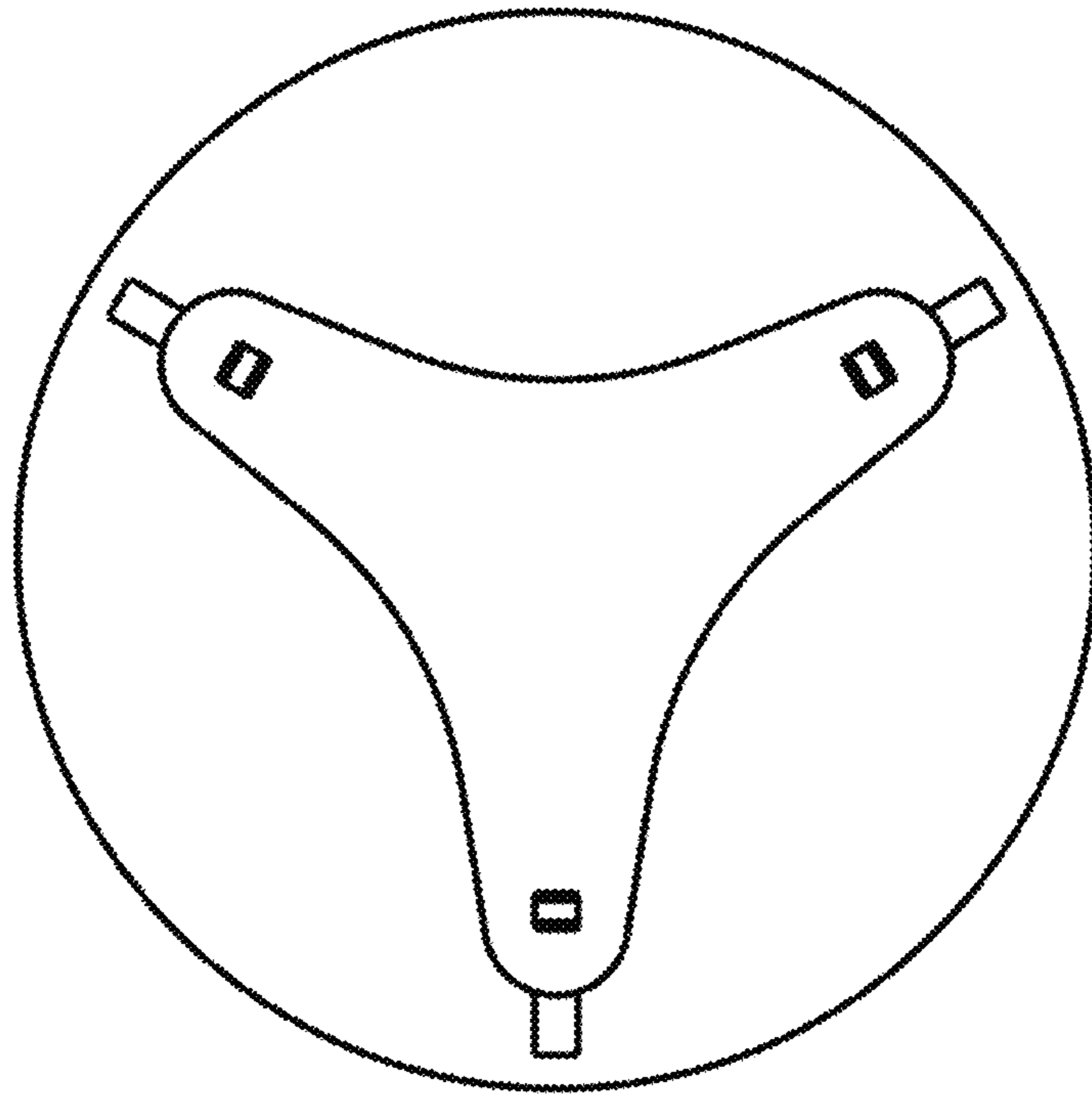


FIG. 7