



US00D928385S

(12) **United States Design Patent** (10) **Patent No.:** **US D928,385 S**
Lin (45) **Date of Patent:** **** Aug. 17, 2021**

(54) **CHANDELIER**

(71) Applicant: **Jing Lin**, Guangzhou (CN)

(72) Inventor: **Jing Lin**, Guangzhou (CN)

(**) Term: **15 Years**

(21) Appl. No.: **29/775,743**

(22) Filed: **Mar. 25, 2021**

(51) **LOC (13) Cl.** **26-03**

(52) **U.S. Cl.**
USPC **D26/89**

(58) **Field of Classification Search**

USPC D26/73, 85, 88, 89, 91, 118
CPC F21S 8/03; F21S 8/033; F21S 8/036; F21S
8/04; F21S 8/043; F21S 8/046; F21S
8/06; F21S 8/061; F21S 8/063; F21S
8/065

See application file for complete search history.

(56) **References Cited**

U.S. PATENT DOCUMENTS

D143,336 S	*	12/1945	Morrison	D26/89
D197,187 S	*	12/1963	Lasker	D26/89
D257,643 S	*	12/1980	Zurcher	D26/85
D643,966 S	*	8/2011	Postelmans	D26/88
D660,503 S	*	5/2012	Gilad	D26/88
D666,764 S	*	9/2012	Gilad	D26/87
D782,723 S	*	3/2017	Martin	D26/88
D791,387 S	*	7/2017	Sonneman	D26/89
D799,732 S		10/2017	Sonneman		
D808,565 S		1/2018	Ambrozus		
D809,181 S	*	1/2018	Calvo Lopez	D26/88
D821,632 S	*	6/2018	Morosin	D26/93
D857,276 S	*	8/2019	Rachele	D26/88
D880,749 S		4/2020	Memedi		

D888,313 S 6/2020 Xie et al.
D903,924 S 12/2020 Mei
2013/0100649 A1* 4/2013 Holder F21V 1/22
362/122

OTHER PUBLICATIONS

WERAIN Modern LED Ceiling Light Fixture ASIN:B0912BBCZP available at amazon.com Mar. 18, 2021. (Year: 2021).*
Kouger 6 Head Ceiling Light, ASIN: B089VWC94G, available at amazon.com Jun. 8, 2020. (Year: 2020).*
Lakiq Modern LED Flush Mount Ceiling Light Fixture , ASIN: B08FCCTHH9, available at amazon.com Aug. 7, 2020. (Year: 2020).*

* cited by examiner

Primary Examiner — Clare E Heflin

(74) *Attorney, Agent, or Firm* — Zhihua Han; Wen IP LLC



(57) **CLAIM**

The ornamental design for a chandelier, as shown and described.

DESCRIPTION

FIG. 1 is a bottom perspective view of a chandelier, showing my new design;
FIG. 2 is a front view thereof;
FIG. 3 is a rear view thereof;
FIG. 4 is a left side view thereof;
FIG. 5 is a right side view thereof;
FIG. 6 is a top plan view thereof; and,
FIG. 7 is a bottom plan view thereof.

1 Claim, 7 Drawing Sheets






FIG. 1




FIG. 2




FIG. 3




FIG. 4




FIG. 5




FIG. 6

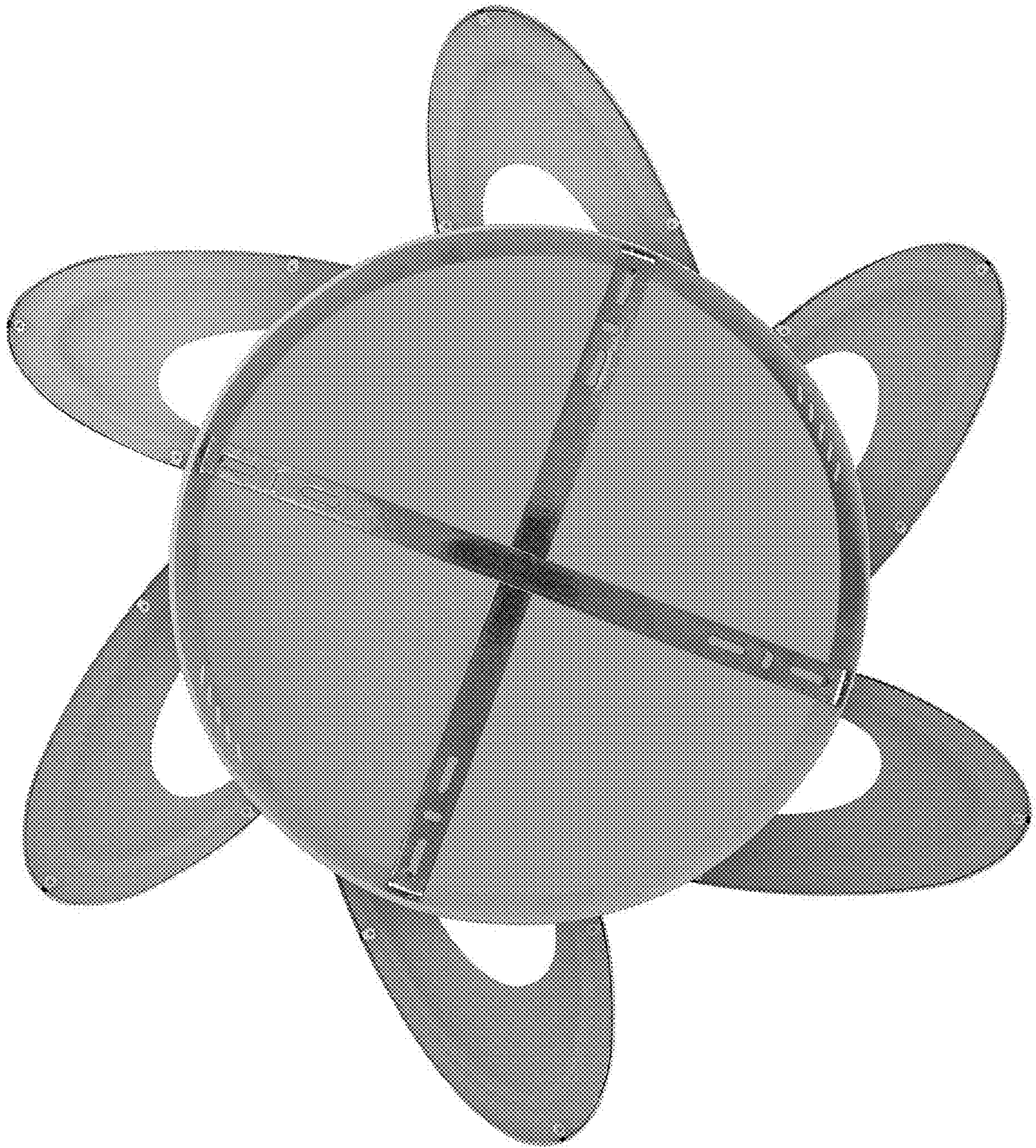


FIG. 7