



US00D928352S

(12) **United States Design Patent**
Yuan

(10) **Patent No.:** **US D928,352 S**

(45) **Date of Patent:** **** Aug. 17, 2021**

(54) **VEHICLE MARKER LIGHT COVER**

(71) Applicant: **Qing Yuan**, Elkhart, IN (US)

(72) Inventor: **Qing Yuan**, Elkhart, IN (US)

(**) Term: **15 Years**

(21) Appl. No.: **29/651,195**

(22) Filed: **Feb. 6, 2018**

(51) **LOC (13) Cl.** **26-06**

(52) **U.S. Cl.**
USPC **D26/28**

(58) **Field of Classification Search**
USPC D26/28-36, 139
CPC F21S 48/00; F21S 48/10; F21S 48/115;
F21S 48/225; F21S 48/1233; F21S
48/1266; F21S 48/1388; F21S 48/2268;
F21V 5/00; B60Q 9/13; B60Q 9/135;
B60Q 9/1375; F21K 9/00; F21K 13/00
See application file for complete search history.

(56) **References Cited**

U.S. PATENT DOCUMENTS

D512,790 S * 12/2005 Handsaker D26/28

D549,367 S * 8/2007 Hovind D26/28
D583,490 S * 12/2008 Rogers D26/28
D745,720 S * 12/2015 Chang D26/28

* cited by examiner

Primary Examiner — Marcus A Jackson

(74) *Attorney, Agent, or Firm* — Ryan M. Fountain

(57) **CLAIM**

The ornamental design for a vehicle marker light cover, as shown and described.

DESCRIPTION

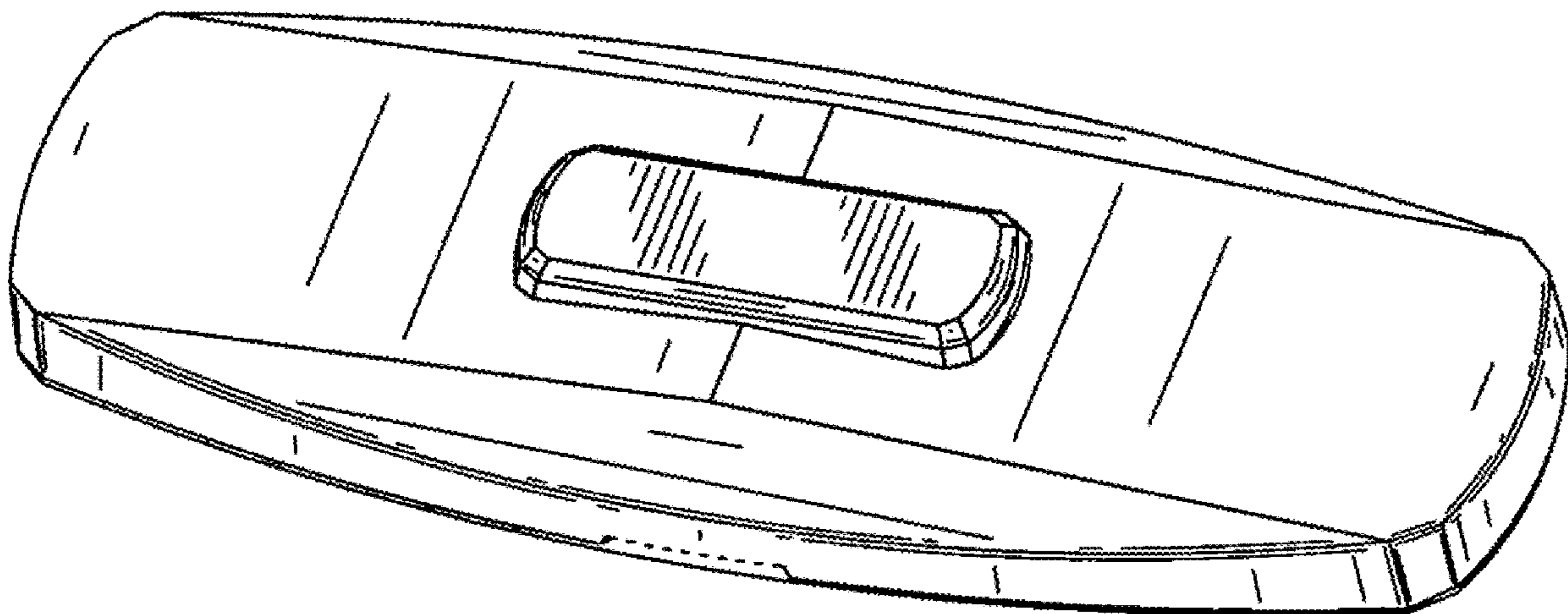
FIG. 1 is a perspective view of a vehicle marker light cover showing my new design, with the broken lines showing for illustrative purposes only and forming no portion of the claimed design.

FIG. 2 is a top view thereof.

FIG. 3 is a front elevational view thereof, with the opposite side being a mirror image thereof; and,

FIG. 4 is a side elevational view thereof, with the opposite side being a mirror image thereof.

1 Claim, 1 Drawing Sheet



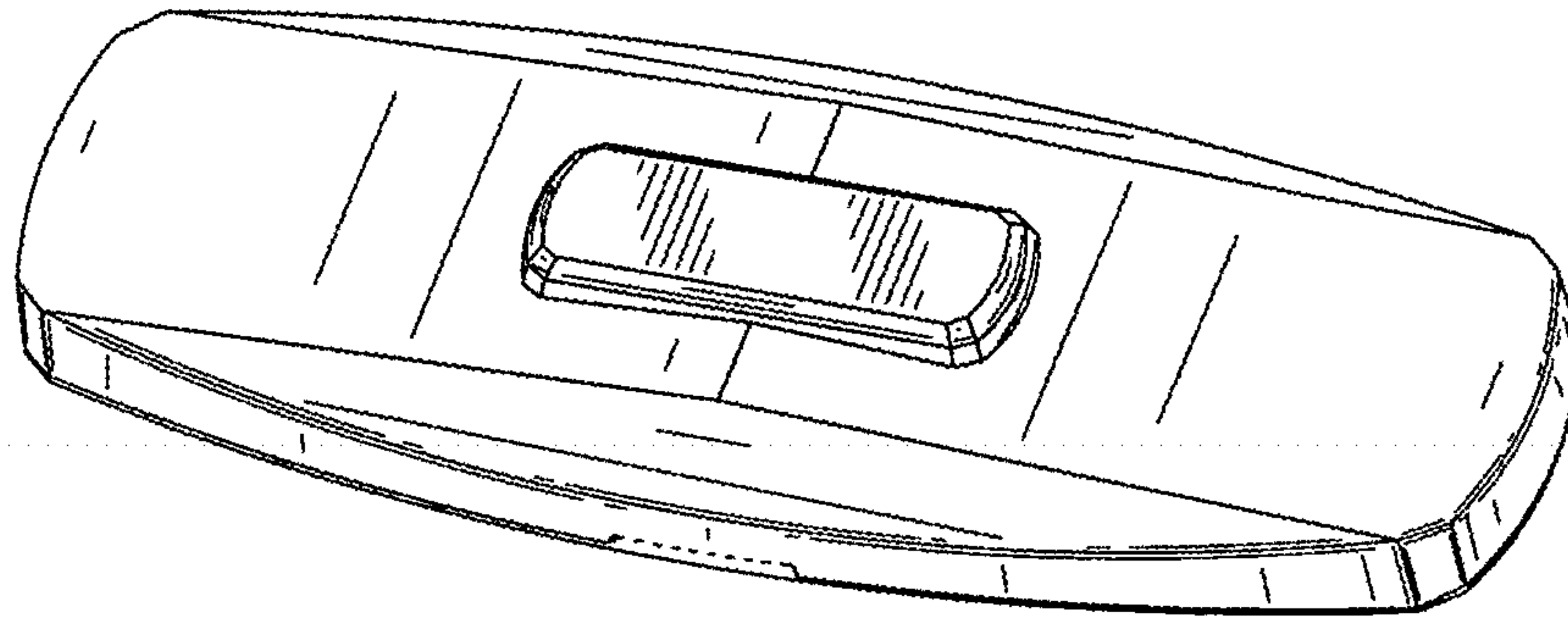


FIG. 1

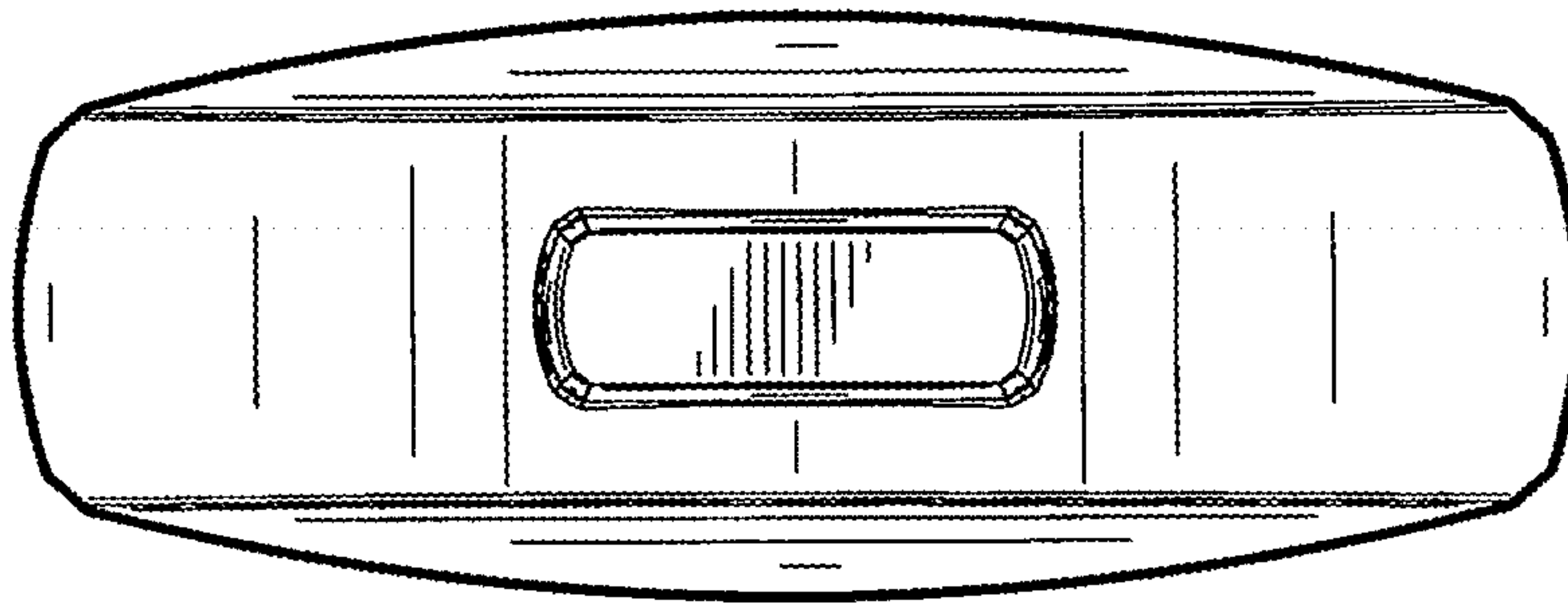


FIG. 2




FIG. 3

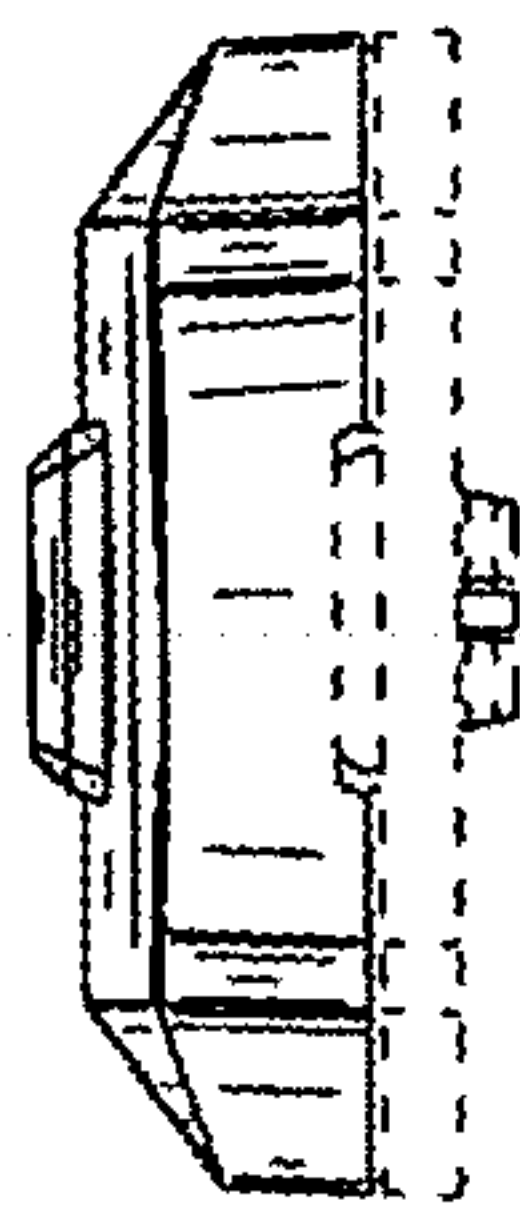


FIG. 4