



US00D928331S

(12) **United States Design Patent**
Toth et al.

(10) **Patent No.:** **US D928,331 S**
(45) **Date of Patent:** **** Aug. 17, 2021**

(54) **HEEL DRESSING**
(71) Applicant: **Medline Industries, Inc.**, Northfield, IL (US)
(72) Inventors: **Erich Toth**, Chicago, IL (US); **Bruce Shapiro**, Deerfield, IL (US); **Alexander Gundry**, Lake Forest, IL (US)
(73) Assignee: **Medline Industries, Inc.**, Northfield, IL (US)
(**) Term: **15 Years**
(21) Appl. No.: **29/709,714**
(22) Filed: **Oct. 16, 2019**
(51) **LOC (13) Cl.** **24-04**
(52) **U.S. Cl.**
USPC **D24/189**
(58) **Field of Classification Search**
USPC D24/122, 124, 126, 188–192, 199, 200, D24/206, 212–215; D23/310; D29/100, D29/101.1
CPC A61F 5/453; A61F 5/455; A61F 5/4556; A61F 5/4405; A61F 2005/4402; A61F 13/471; A61F 13/069; A61F 13/30
See application file for complete search history.

D417,283 S * 11/1999 Davis D24/191
D418,605 S * 1/2000 Davis D24/191
D418,606 S * 1/2000 Davis D24/191
D425,992 S * 5/2000 Davis D24/189
6,274,786 B1 * 8/2001 Heller A61F 13/148
128/888
D448,477 S * 9/2001 Bartie D24/124
D457,241 S * 5/2002 Dunshee D24/145
D457,629 S * 5/2002 Dunshee D24/145
D458,371 S * 6/2002 Dunshee D24/145
D461,007 S * 7/2002 Dunshee D24/145
D465,572 S * 11/2002 Dunshee D24/145
D468,425 S * 1/2003 Edens D24/124
D473,300 S * 4/2003 Llanos-Vega D24/124

(Continued)

Primary Examiner — T Chase Nelson
Assistant Examiner — Kelly L Gross

(74) *Attorney, Agent, or Firm* — Gurr Brande & Spendlove, PLLC.; Robert Dan Spendlove

(57) **CLAIM**

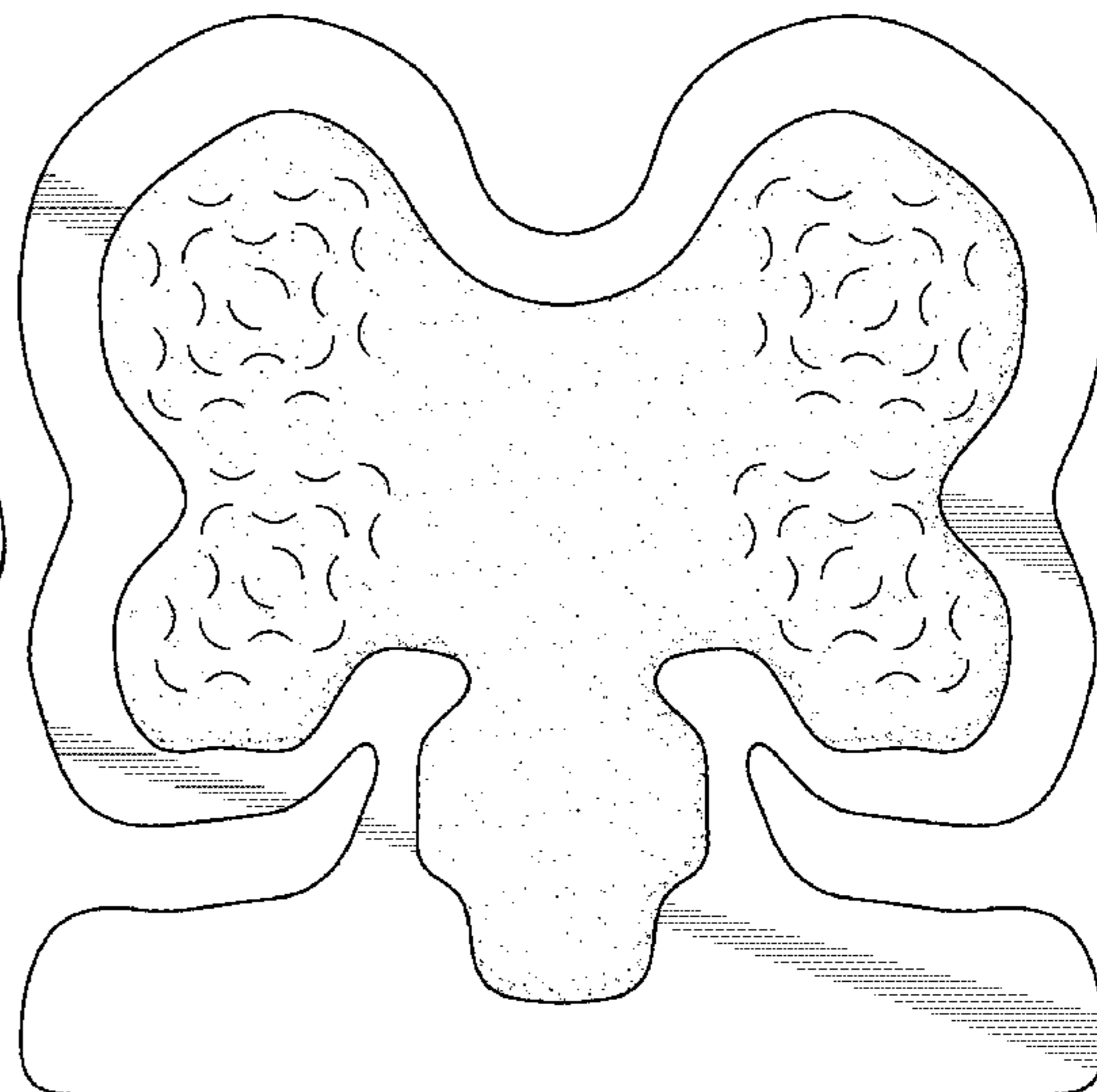
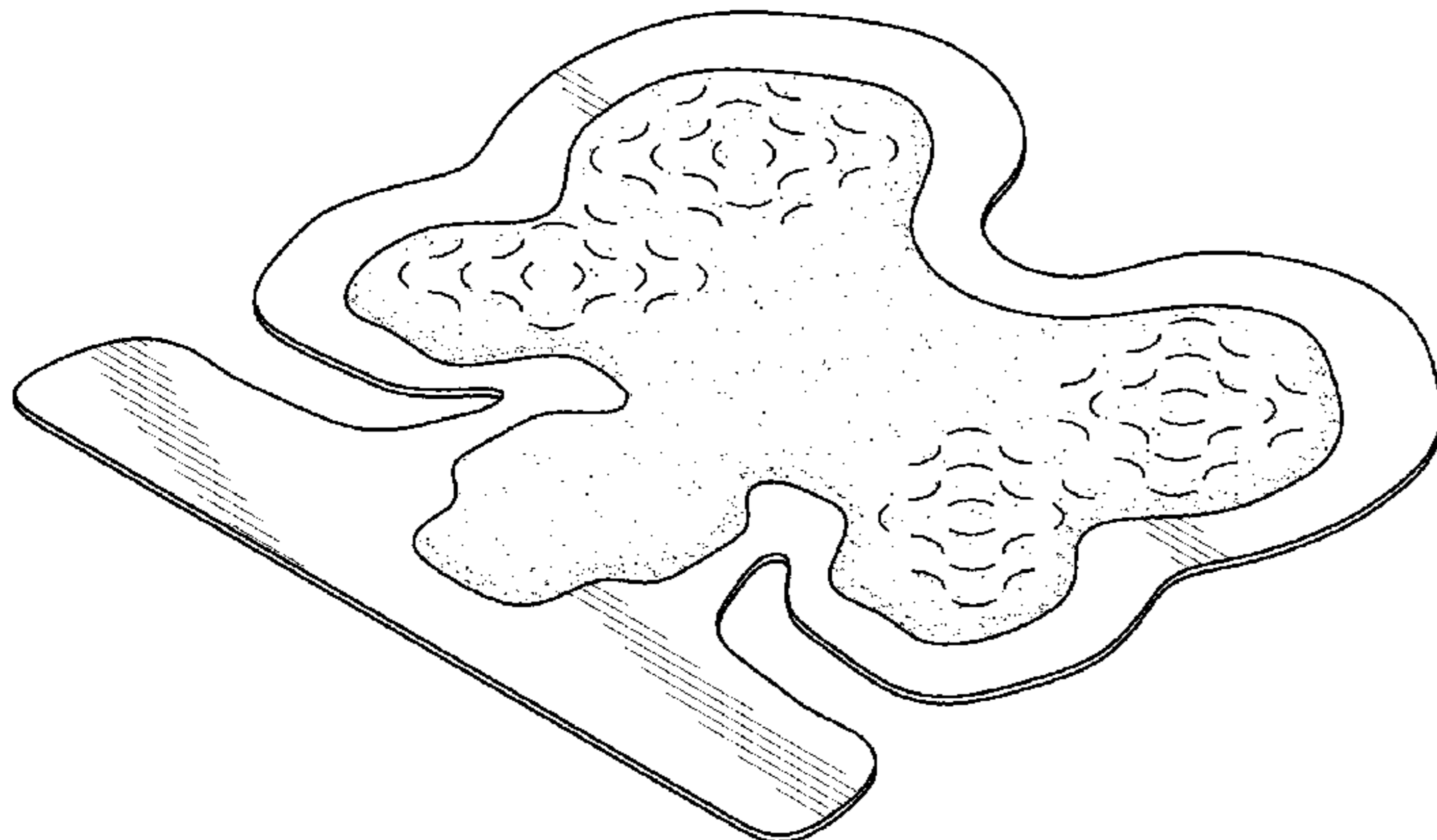
The ornamental design for a heel dressing, as shown and described.

DESCRIPTION

FIG. 1 is a perspective view of the front and top of an embodiment of a heel dressing;
FIG. 2 is a perspective view of the front and bottom of the heel dressing illustrated in FIG. 1;
FIG. 3 is a plan view of the top of the heel dressing illustrated in FIG. 1;
FIG. 4 is a plan view of the bottom of the heel dressing illustrated in FIG. 1;
FIG. 5 is an elevation view of the side of the heel dressing illustrated in FIG. 1, with the elevation view of the opposite side being a mirror image thereof;
FIG. 6 is an elevation view of the rear of the heel dressing illustrated in FIG. 1; and,
FIG. 7 is an elevation view of the front of the heel dressing illustrated in FIG. 1.

1 Claim, 5 Drawing Sheets

(56) **References Cited**
U.S. PATENT DOCUMENTS
D338,771 S * 8/1993 Xanthakis D2/706
D343,002 S * 1/1994 Gauvry D24/192
D352,351 S * 11/1994 Garth D24/124
D352,381 S * 11/1994 Rose D2/915
D403,778 S * 1/1999 Davis D24/206
D406,350 S * 3/1999 Cutler D24/206
D407,824 S * 4/1999 Davis D24/206
D408,923 S * 4/1999 Davis D24/206
D412,750 S * 8/1999 Davis D24/206
D417,006 S * 11/1999 Davis D24/191



(56)

References Cited

U.S. PATENT DOCUMENTS

D907,218 S *	1/2021	Del Rossi	D24/189
D907,219 S *	1/2021	Neri	D24/189
D908,226 S *	1/2021	Del Rossi	D24/189
D914,888 S *	3/2021	Bergstrom	D24/189
D919,821 S *	5/2021	Fosler	D24/192
D921,205 S *	6/2021	Borisov	D24/189
D921,206 S *	6/2021	Borisov	D24/189

* cited by examiner

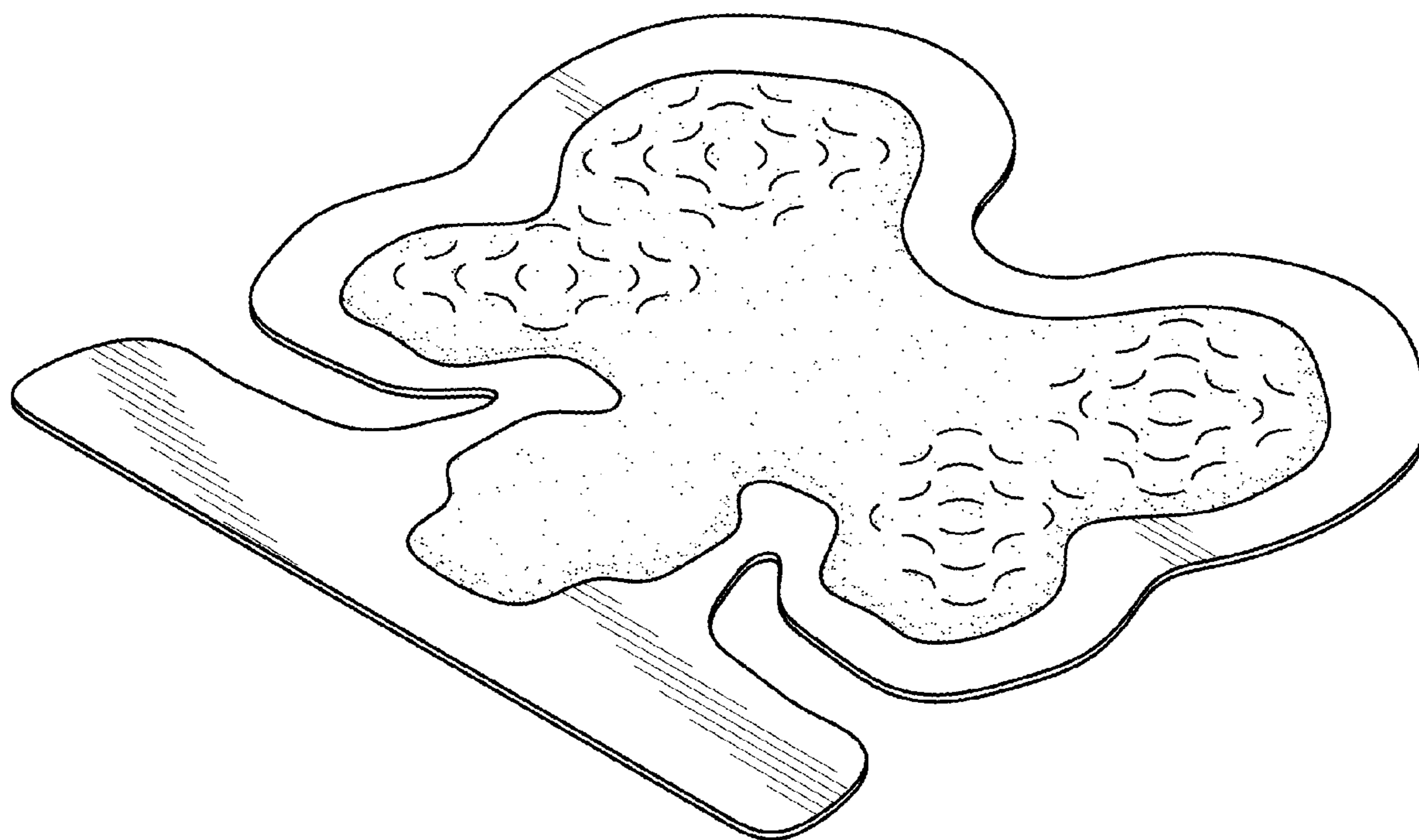


FIG. 1

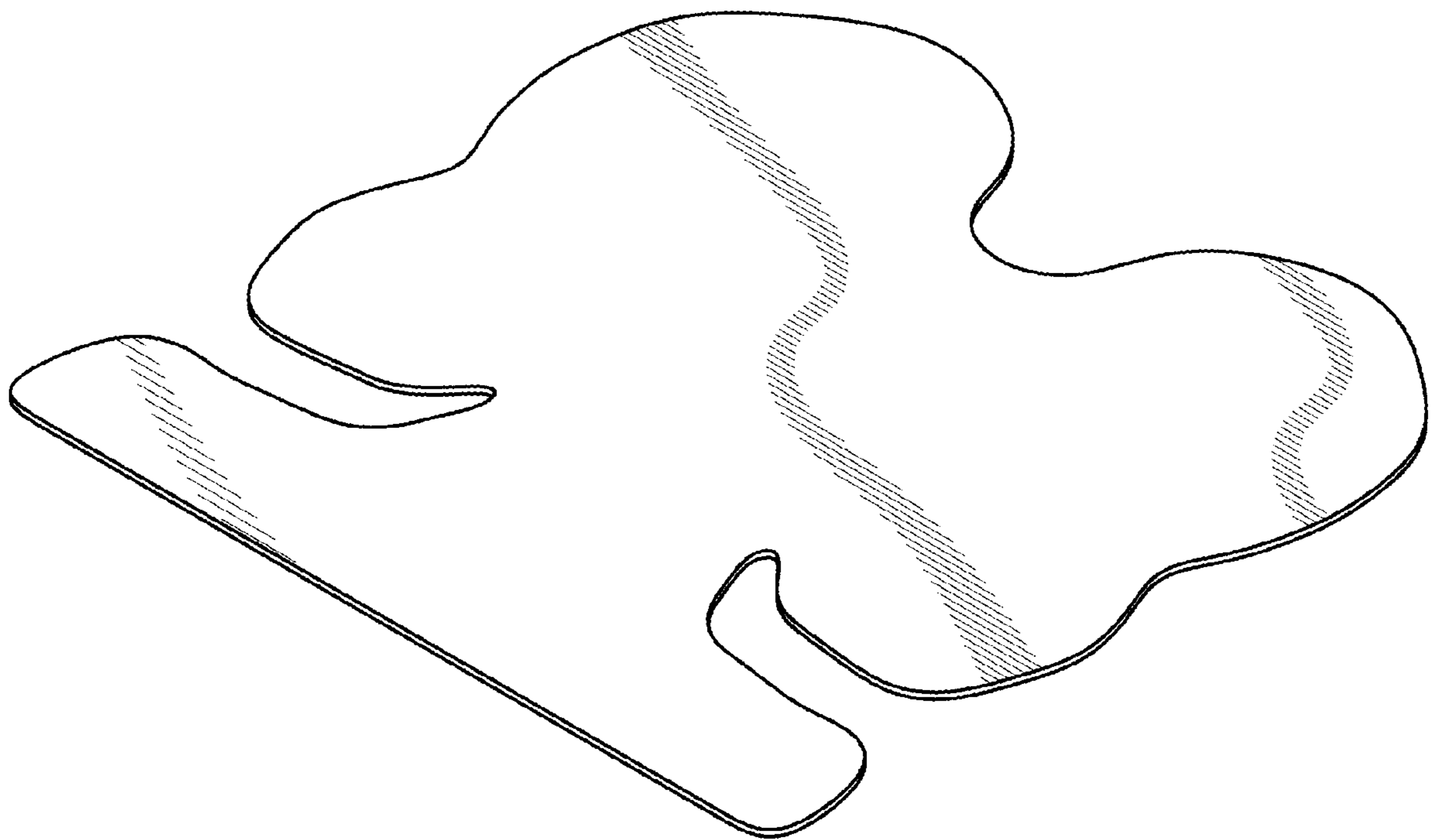


FIG. 2

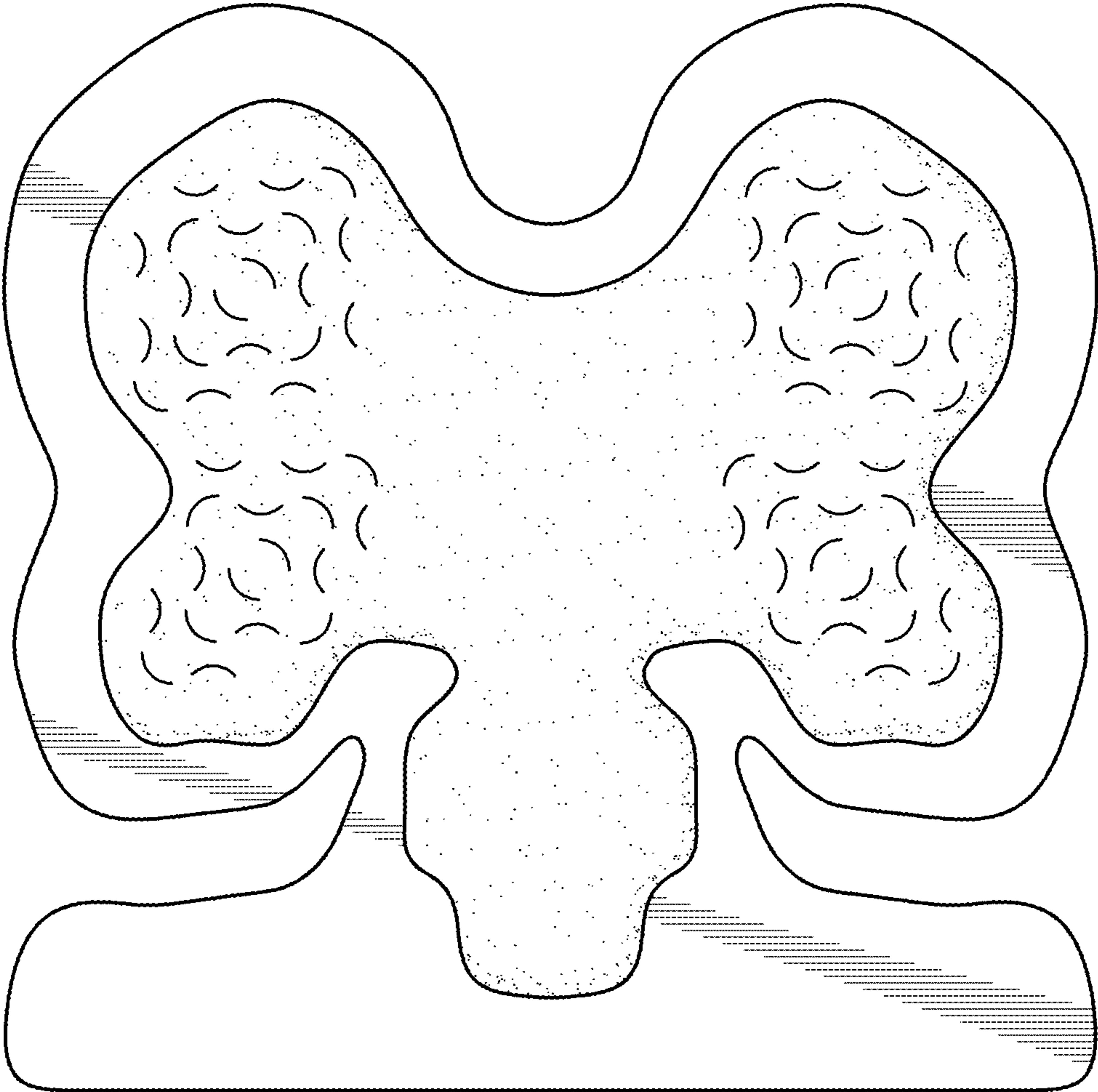


FIG. 3

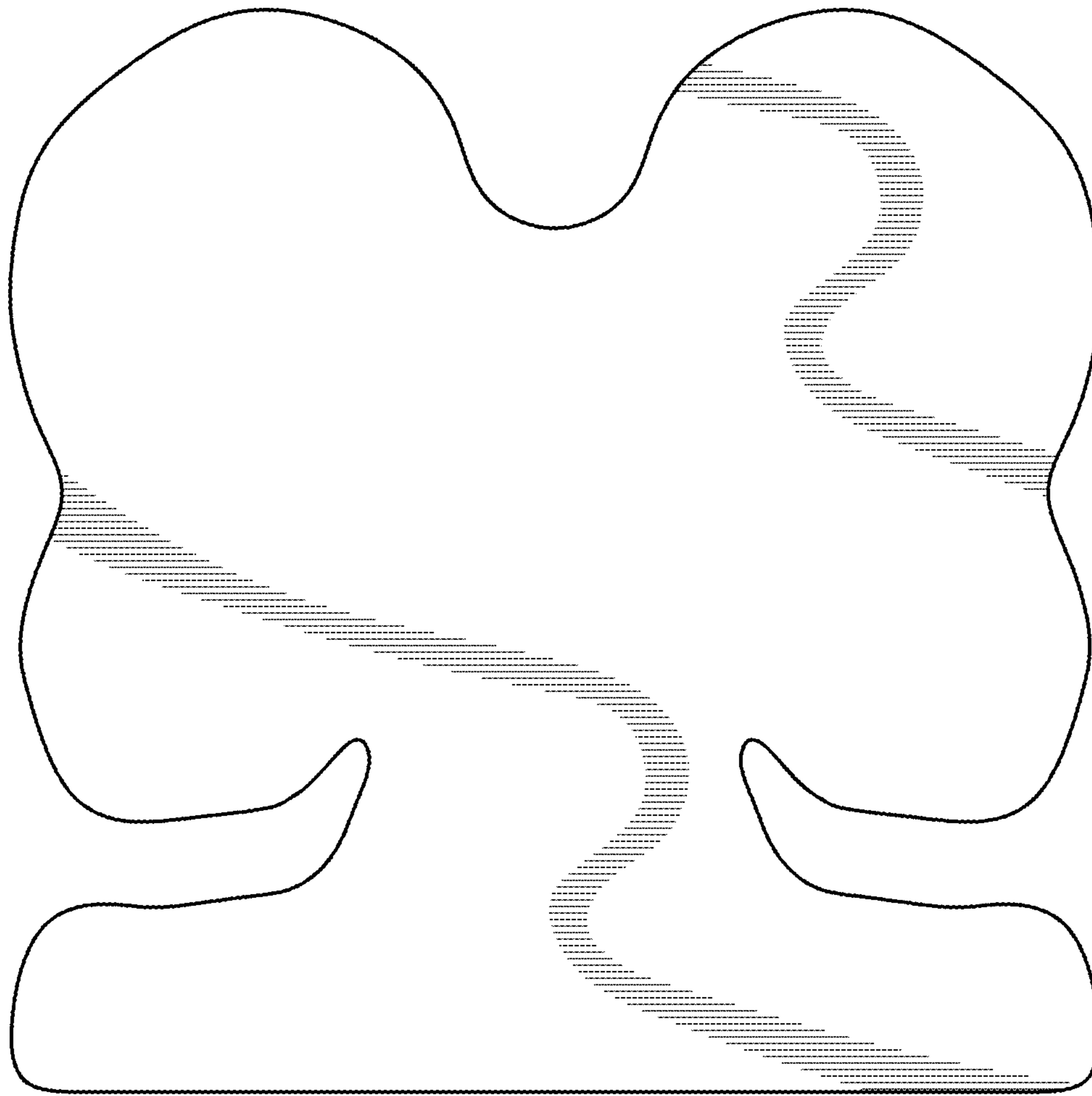


FIG. 4



FIG. 5




FIG. 6




FIG. 7