



US00D928304S

(12) **United States Design Patent** (10) **Patent No.:** **US D928,304 S**  
**Yu** (45) **Date of Patent:** **\*\* Aug. 17, 2021**

(54) **FACE MASK WITH ADJUSTABLE EAR LOOPS**

(71) Applicant: **Chi Wai Philip Yu**, Hong Kong (HK)

(72) Inventor: **Chi Wai Philip Yu**, Hong Kong (HK)

(\*\*) Term: **15 Years**

(21) Appl. No.: **29/733,924**

(22) Filed: **May 7, 2020**

(51) **LOC (13) Cl.** ..... **29-02**

(52) **U.S. Cl.**  
USPC ..... **D24/110.1**

(58) **Field of Classification Search**  
USPC .... D24/110-110.4, 127-128, 164; D29/108,  
D29/110-111, 129  
CPC ..... A61M 16/06; A61M 16/0622; A41D  
13/1138; A41D 13/1107; A41D 13/11;  
A41D 13/113; A62B 18/025; A62B  
23/025; A62B 18/02; A62B 7/10; A62B  
18/10; A62B 18/00; A62B 23/00; A62B  
23/02  
See application file for complete search history.

(56) **References Cited**

**U.S. PATENT DOCUMENTS**

2,265,529	A	12/1941	Kemp	
D133,052	S	7/1942	McCormick	
D141,604	S	6/1945	Kemp	
D168,311	S	12/1952	Lewis	
2,954,027	A	9/1960	Marasco	
D219,082	S	10/1970	Bird	
D248,497	S	7/1978	Slosek	
D250,131	S	10/1978	Lewis	
D270,110	S	* 8/1983	Moore	128/201.15
D273,145	S	3/1984	Ponsi	
D277,520	S	2/1985	Gregory	
D310,431	S	9/1990	Bellm	
4,974,605	A	12/1990	Esqueda	

(Continued)

**FOREIGN PATENT DOCUMENTS**

CN	306152333	* 11/2020
CN	306258527	* 12/2020

(Continued)

**OTHER PUBLICATIONS**

Silicon Mask Buckle for Adjusting Mask Rope. Tableclothsfactory.com. Earliest review date: Aug. 12, 2020. Retrieved from Internet: <https://tableclothsfactory.com/products/50-pcs-silicon-mask-buckle-for-adjusting-mask-rope-ear-loop-adjuster> (Year: 2020).\*

*Primary Examiner* — Lilyana Bekic

(74) *Attorney, Agent, or Firm* — Quickpatents, LLC; Kevin Prince

(57) **CLAIM**

The ornamental design for a face mask with adjustable ear loops, as shown and described.

**DESCRIPTION**

FIG. 1 is a rear perspective view of a face mask with adjustable ear loops, showing my new design with an adjustment band in a forward configuration as worn during use;

FIG. 2 is a front perspective view thereof with the adjustment bands in a rearward configuration;

FIG. 3 is a front elevational view of FIG. 2;

FIG. 4 is a rear elevational view of FIG. 2;

FIG. 5 is a right-side elevational view of FIG. 2, the left-side elevational view being a mirror image thereof;

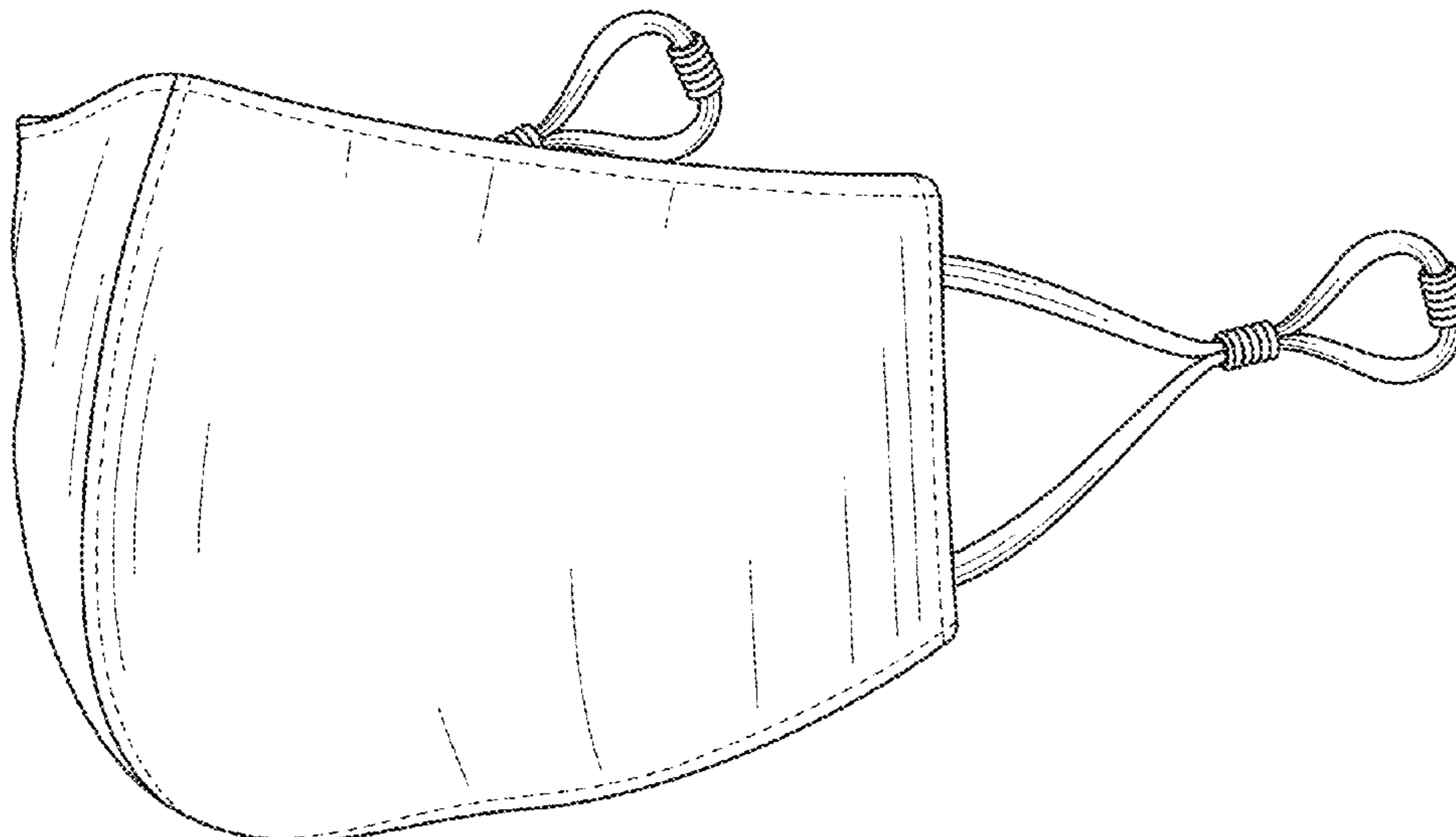
FIG. 6 is a top plan view of FIG. 2;

FIG. 7 is a bottom plan view of FIG. 2; and,

FIG. 8 is a cross-sectional view thereof, taken in the direction of line 8-8 of FIG. 5.

The broken line showing of the person in FIG. 1 depicts environment and forms no part of the claimed design. All other broken lines in the figures represent stitching, and are part of the claimed design.

**1 Claim, 6 Drawing Sheets**



(56)

References Cited

U.S. PATENT DOCUMENTS

5,016,649 A 5/1991 Johnson  
 D347,713 S 6/1994 Brunson  
 D383,537 S 9/1997 Lunden  
 5,701,892 A \* 12/1997 Bledstein ..... A41D 13/113  
 128/206.16  
 D400,674 S 11/1998 Miura  
 D464,726 S 10/2002 Wolfe  
 D487,312 S 3/2004 Bailey  
 D511,209 S 11/2005 Callan  
 D536,442 S 2/2007 Berg  
 D677,779 S 3/2013 Turdjian  
 D743,026 S 11/2015 Konkol, II  
 D747,461 S 1/2016 Tam  
 D785,780 S 5/2017 Scarbrough  
 D788,373 S 5/2017 Bunge  
 D803,391 S 11/2017 Reese  
 D810,275 S 2/2018 Amarasinghe  
 D820,434 S 6/2018 Bergman  
 D820,435 S 6/2018 Moulton  
 D822,195 S \* 7/2018 Kwong ..... D24/110.1  
 D837,970 S 1/2019 Henderson  
 D849,928 S 5/2019 Grover  
 D849,930 S 5/2019 Walls  
 D855,174 S 7/2019 Fofack  
 D862,687 S 10/2019 Reilly  
 D870,266 S 12/2019 Bornholdt  
 D879,287 S 3/2020 Walls  
 D882,755 S 4/2020 Huang  
 D885,559 S \* 5/2020 Gabriel ..... D24/110.1

10,638,802 B2 5/2020 Shibata  
 D898,898 S 10/2020 Walls  
 D899,585 S 10/2020 Judson  
 D912,801 S \* 3/2021 Mills ..... D24/110.1  
 2005/0133036 A1 \* 6/2005 Steindorf ..... A41D 13/11  
 128/206.19  
 2010/0031962 A1 \* 2/2010 Chiu ..... A62B 23/025  
 128/206.19  
 2010/0101584 A1 \* 4/2010 Bledstein ..... A62B 18/10  
 128/863  
 2011/0220109 A1 \* 9/2011 Chiu ..... A41D 13/113  
 128/206.19  
 2011/0296584 A1 \* 12/2011 Kuo ..... A41D 13/1161  
 2/206  
 2013/0255698 A1 10/2013 Ryou  
 2014/0060550 A1 3/2014 Lai  
 2015/0216241 A1 8/2015 Lee  
 2018/0280738 A1 \* 10/2018 Gabriel ..... A62B 18/025  
 2018/0311456 A1 11/2018 Tian  
 2019/0133219 A1 5/2019 Shibata  
 2020/0008970 A1 1/2020 Parker  
 2020/0114179 A1 4/2020 Torbenson

FOREIGN PATENT DOCUMENTS

CN 306290720 \* 1/2021  
 CN 306331545 \* 2/2021  
 CN 306415830 \* 3/2021  
 CN 306427267 \* 3/2021  
 WO WO-D209305-001 \* 7/2020

\* cited by examiner



FIG. 1

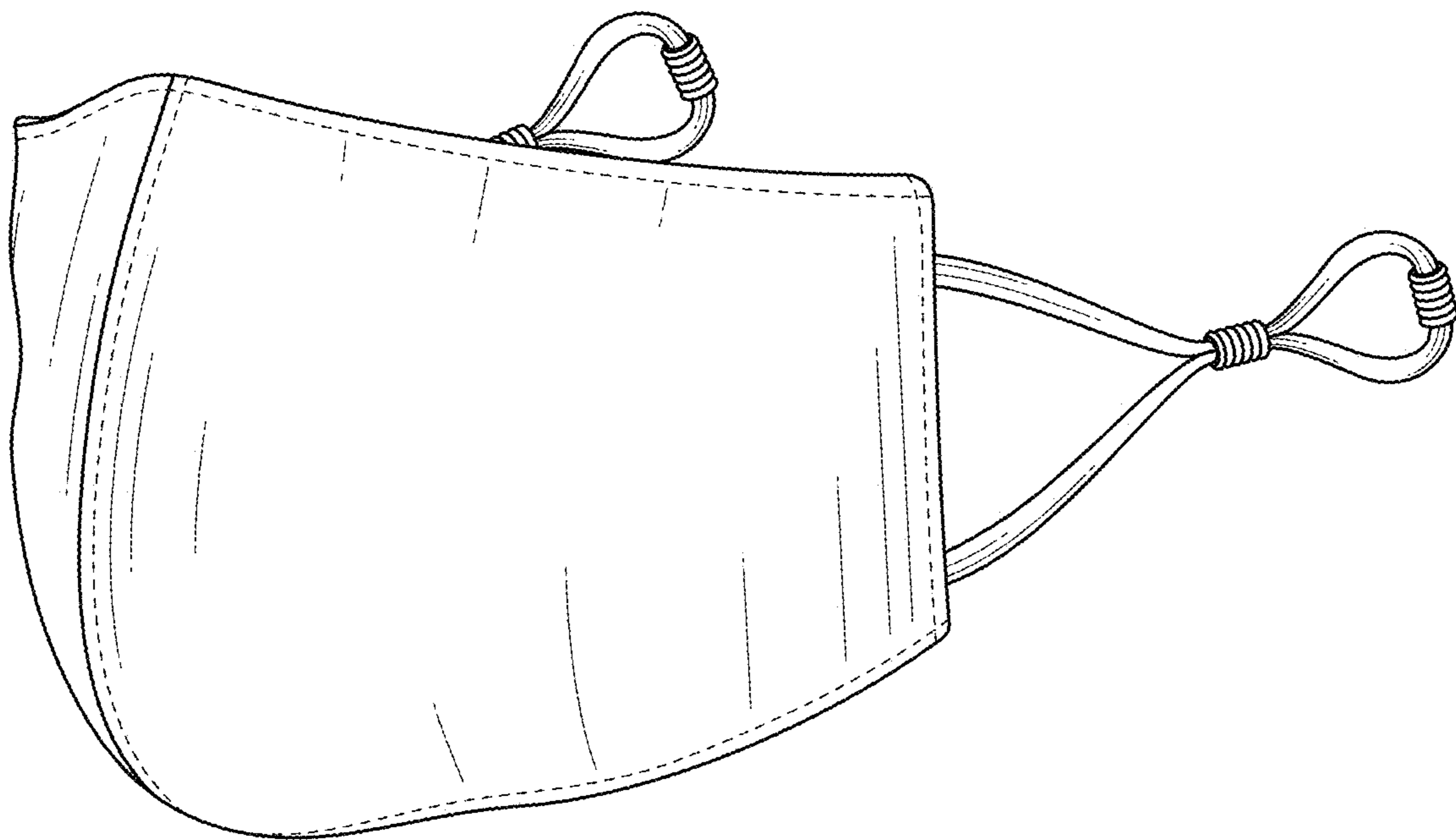


FIG. 2

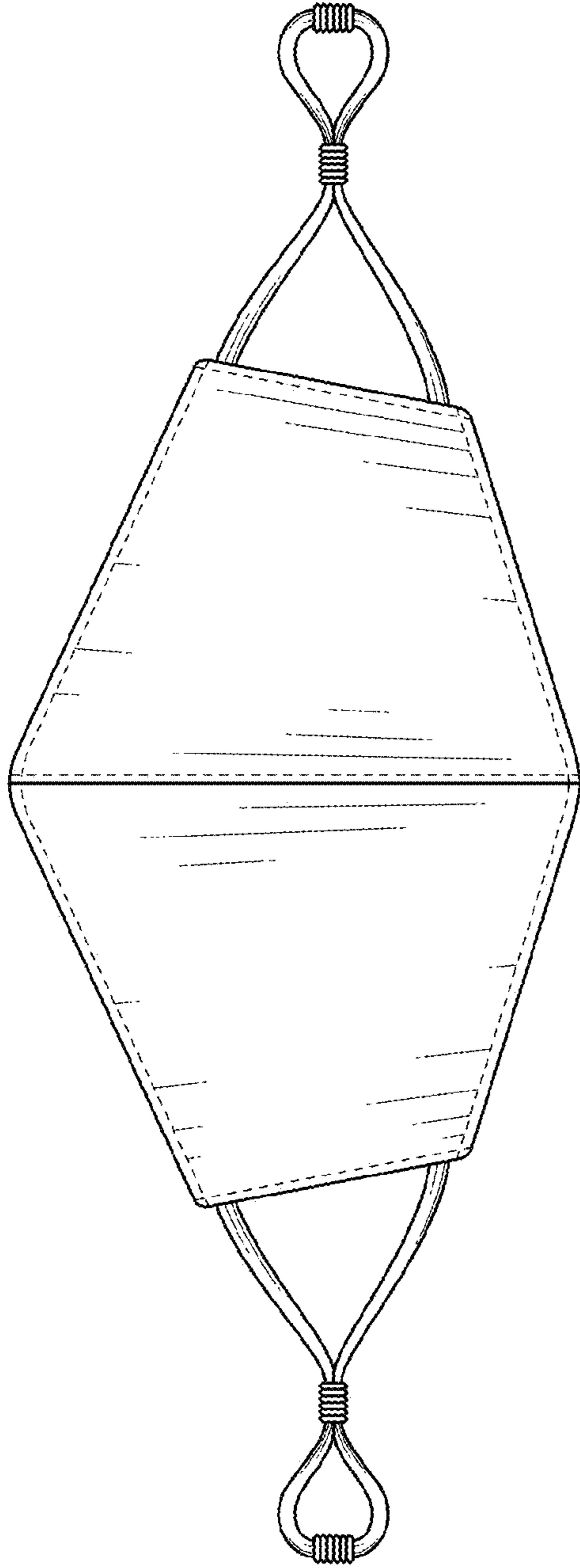


FIG. 3

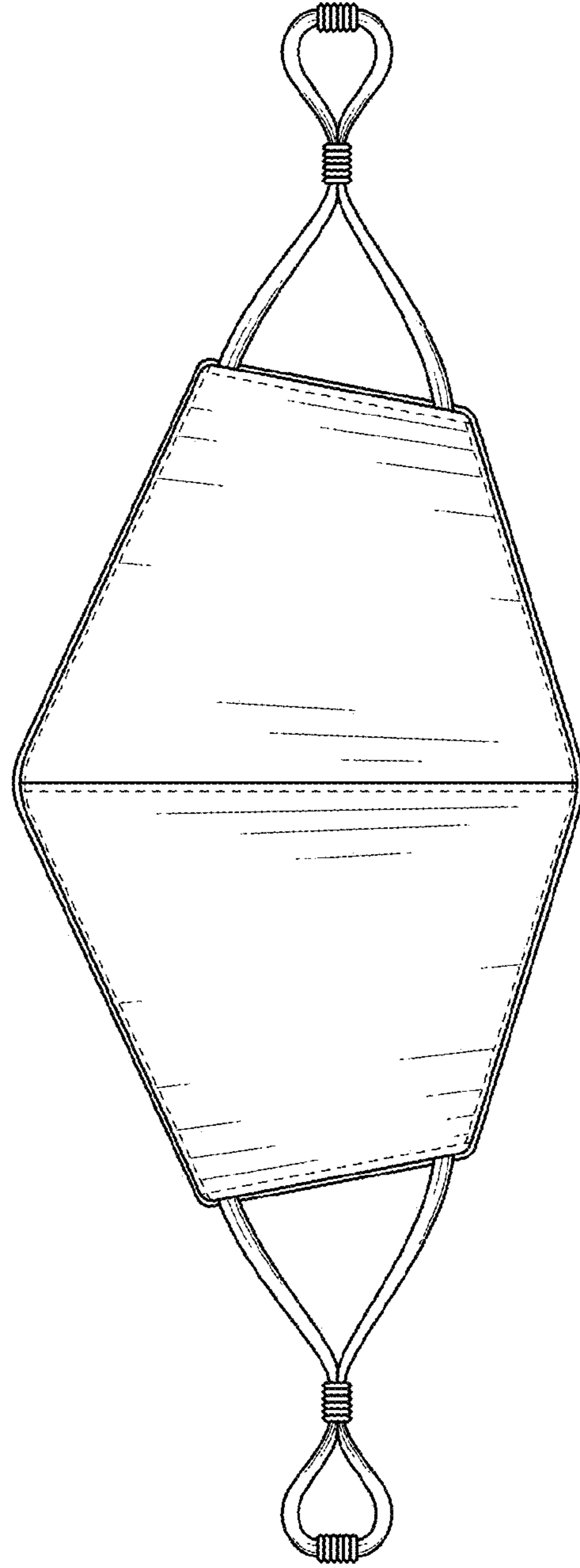


FIG. 4

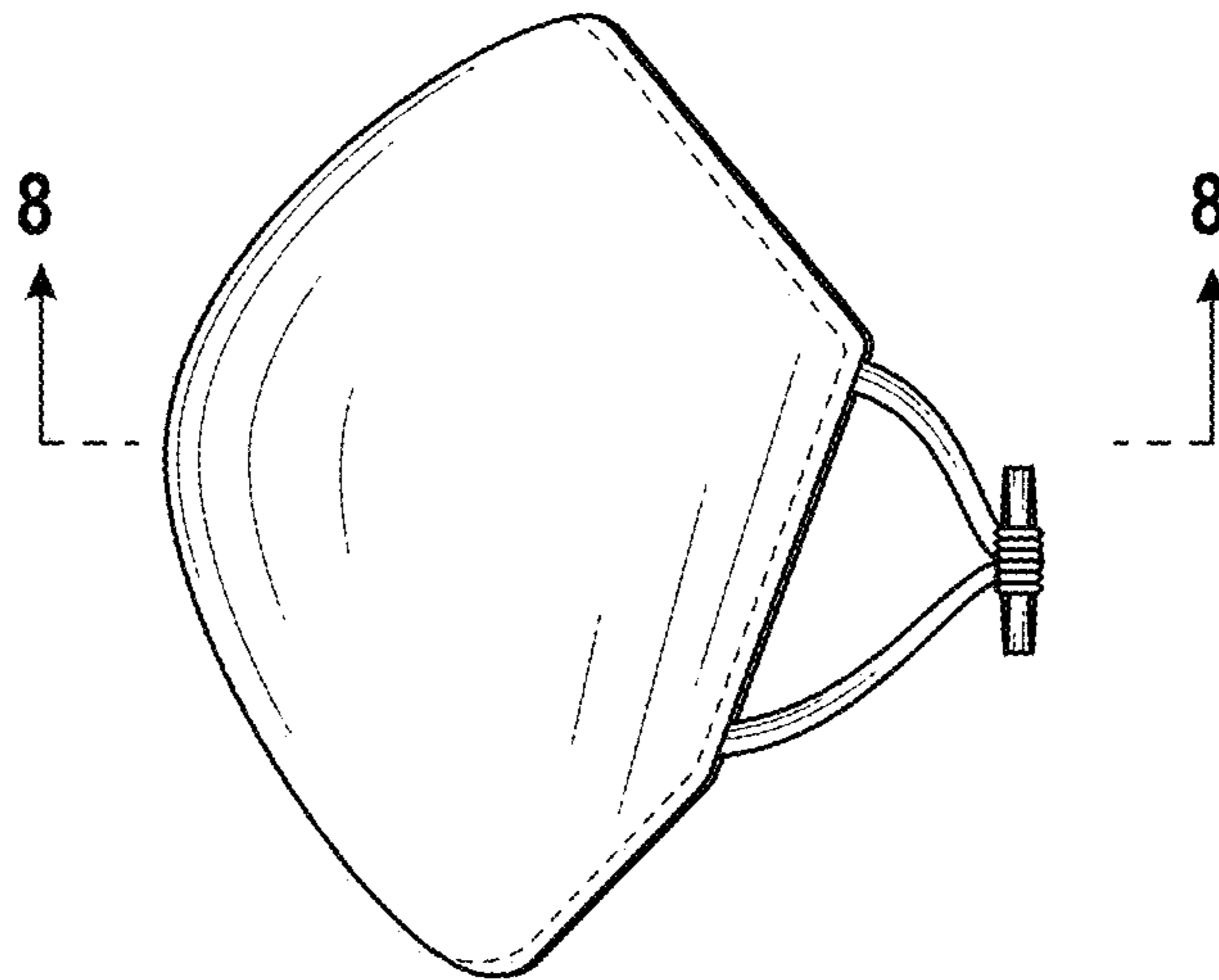


FIG. 5

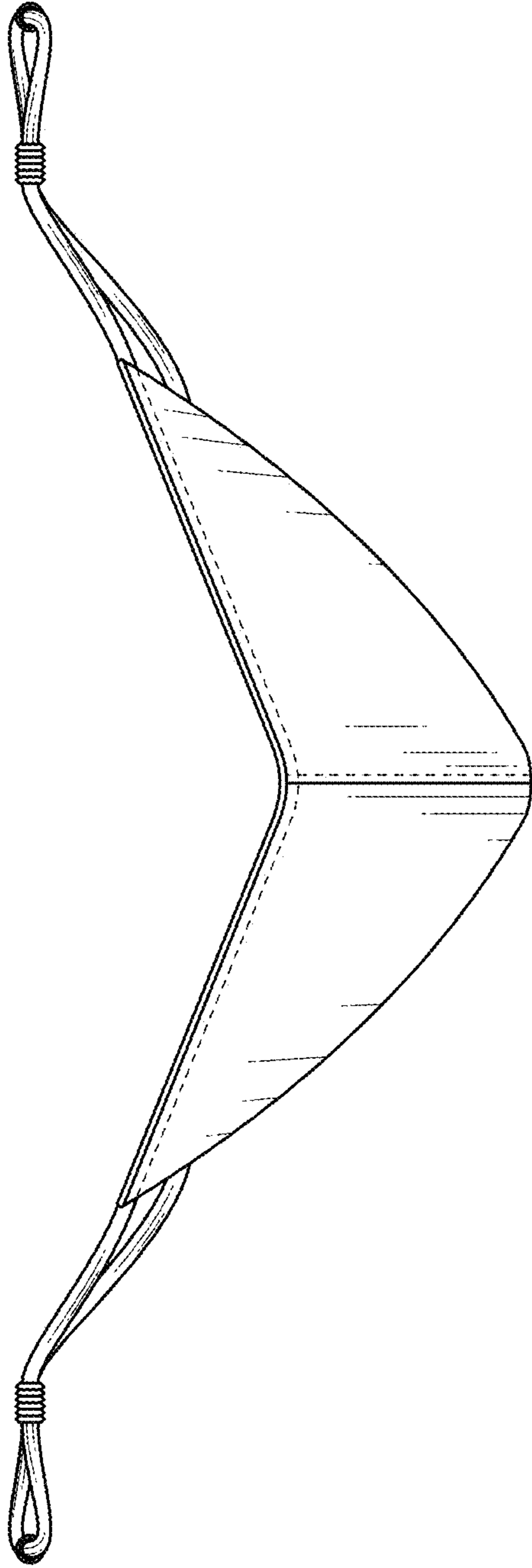


FIG. 6

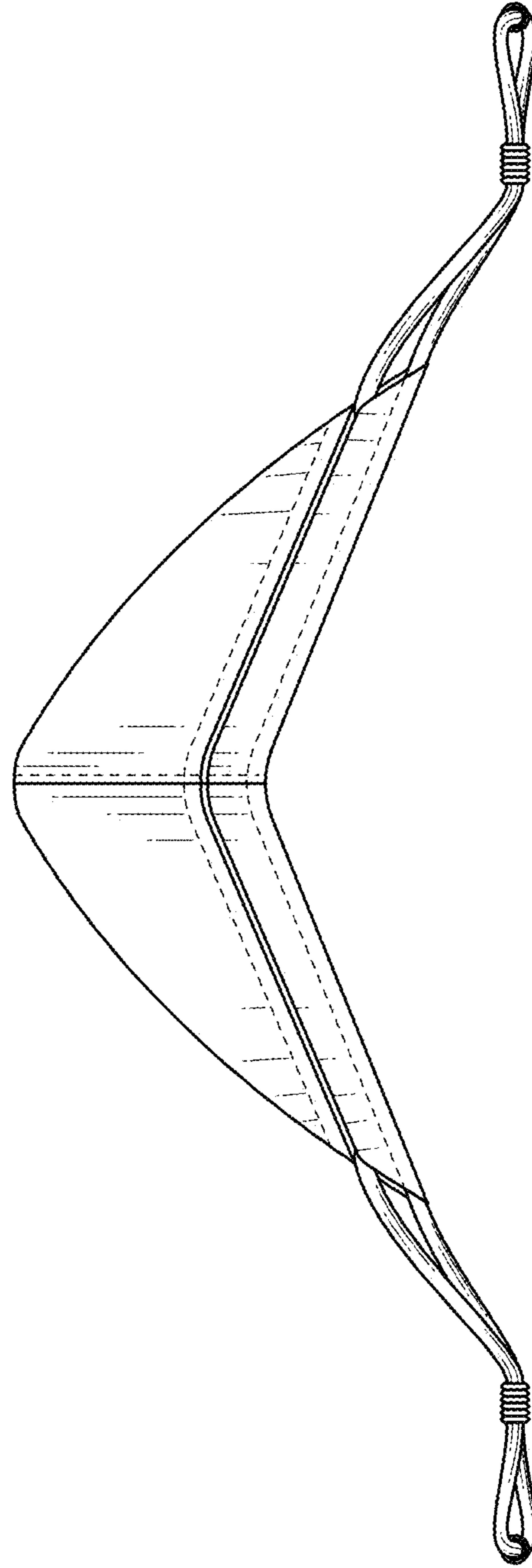


FIG. 7

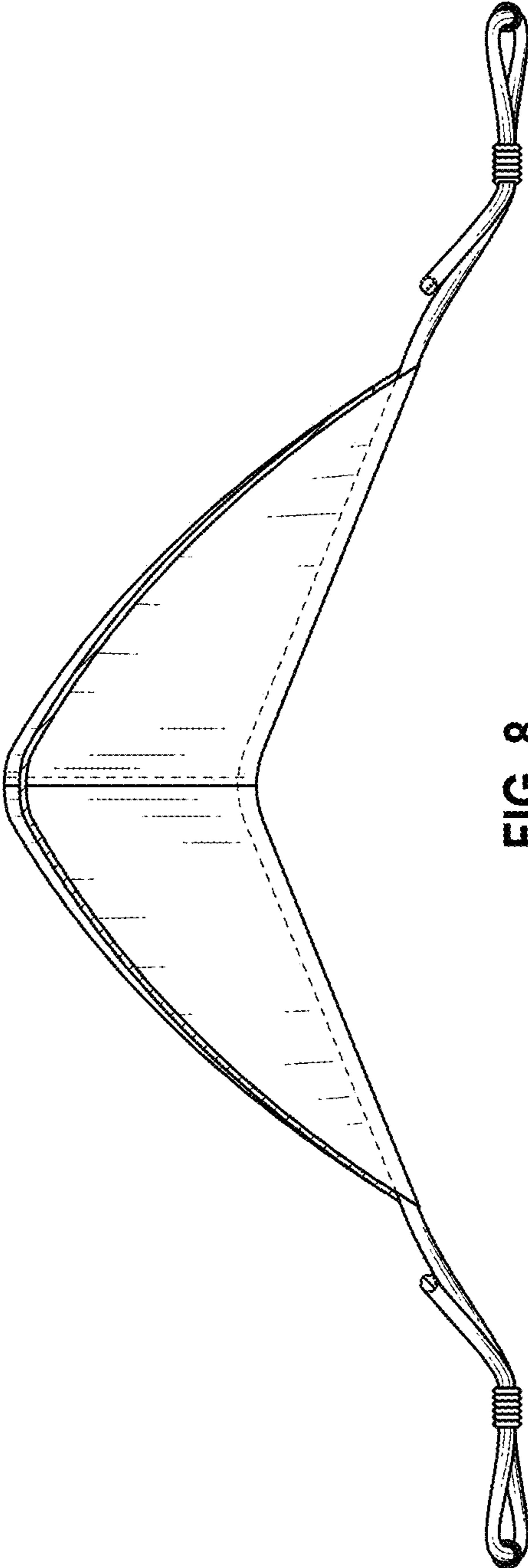


FIG. 8