



US00D928301S

(12) **United States Design Patent**  
**Hanson et al.**

(10) **Patent No.:** **US D928,301 S**

(45) **Date of Patent:** **\*\* Aug. 17, 2021**

(54) **AIR FILTER**

(71) Applicant: **Electrolux Home Products, Inc.**,  
Charlotte, NC (US)

(72) Inventors: **Josh Hanson**, Huntersville, NC (US);  
**Brent Aaron Curtis**, Terrell, NC (US);  
**Eric Hitchcock**, Harrisburg, NC (US);  
**Ramesh Subramanian**, Charlotte, NC  
(US)

(73) Assignee: **Electrolux Home Products, Inc.**,  
Charlotte, NC (US)

(\*\*) Term: **15 Years**

(21) Appl. No.: **29/703,073**

(22) Filed: **Aug. 23, 2019**

(51) **LOC (13) Cl.** ..... **23-04**

(52) **U.S. Cl.**  
USPC ..... **D23/365**

(58) **Field of Classification Search**  
USPC ..... D23/209, 314, 325, 333–336, 355–366,  
D23/386–388

CPC ..... Y10T 428/1366; B32B 2597/00; B01D  
46/00; B01D 46/0004; B01D 27/04;  
F25D 17/042; A61L 9/01

See application file for complete search history.

(56) **References Cited**

**U.S. PATENT DOCUMENTS**

5,782,944 A \* 7/1998 Justice ..... B01D 46/521  
55/495  
D438,631 S \* 3/2001 Miller ..... D24/216

D449,878 S \* 10/2001 Bjersten ..... D23/365  
D725,761 S \* 3/2015 Bordin ..... D23/365  
D762,832 S \* 8/2016 Gale ..... D23/365  
D775,344 S \* 12/2016 Wu ..... D24/162  
D796,022 S \* 8/2017 DeChristofaro ..... D23/365  
D852,975 S \* 7/2019 Jones ..... D24/216  
D894,360 S \* 8/2020 Perez ..... D23/365  
D898,177 S \* 10/2020 Guo ..... D23/365  
2017/0007951 A1 \* 1/2017 DeChristofaro ..... B01D 46/10  
2018/0272263 A1 \* 9/2018 Gregerson ..... B01D 46/0016  
2021/0018247 A1 \* 1/2021 Hanson ..... A61L 9/01

\* cited by examiner

*Primary Examiner* — John A Voytek

(74) *Attorney, Agent, or Firm* — Banner & Witcoff, Ltd.

(57) **CLAIM**

The ornamental design for an air filter, as shown and described.

**DESCRIPTION**

FIG. 1 is a front perspective view of an air filter showing our new design;

FIG. 2 is a front view thereof;

FIG. 3 is a left side view thereof;

FIG. 4 is a right side view thereof;

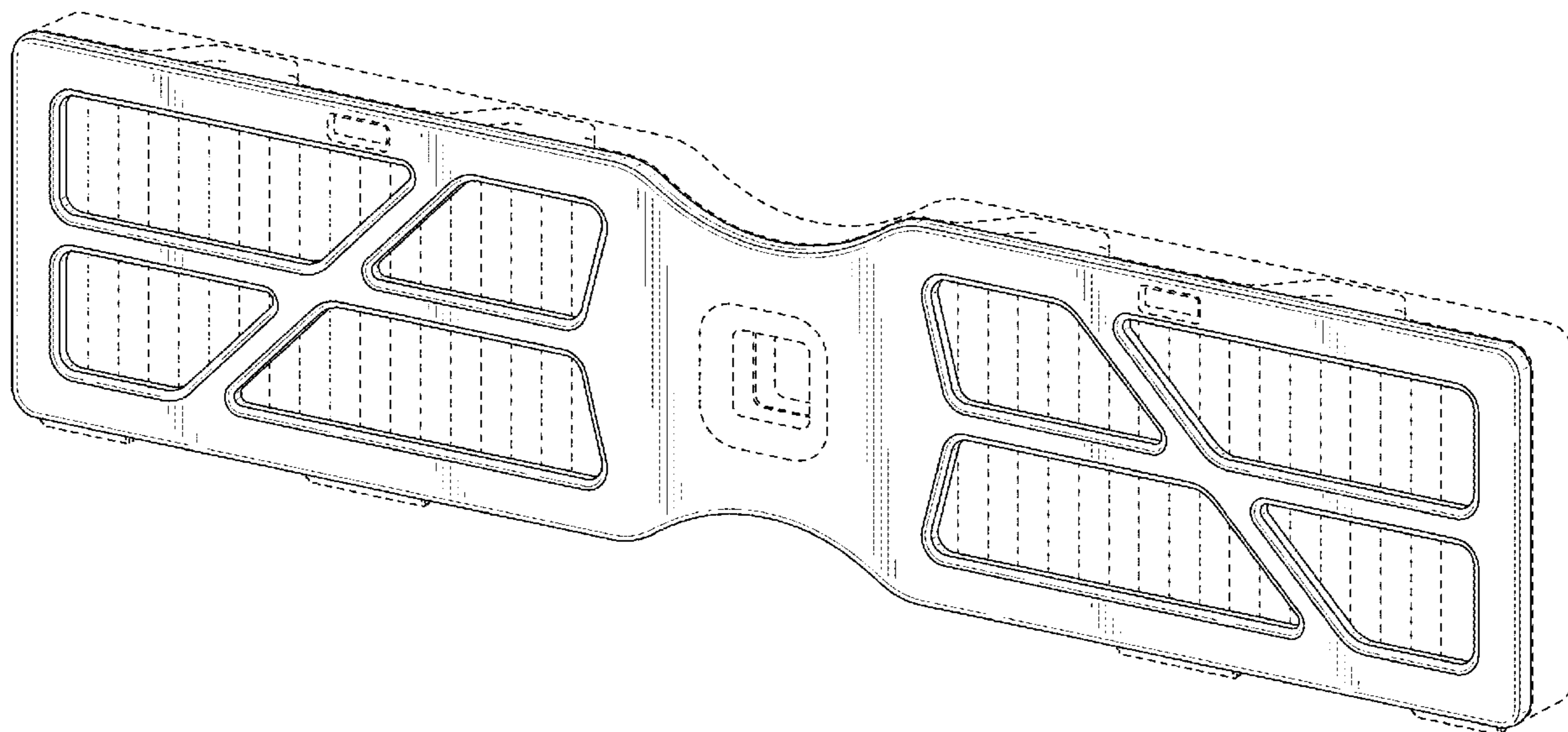
FIG. 5 is a top view thereof;

FIG. 6 is a bottom view thereof; and,

FIG. 7 is a rear view thereof.

The broken lines depicting the remainder of the air filter form no part of the claimed design.

**1 Claim, 5 Drawing Sheets**



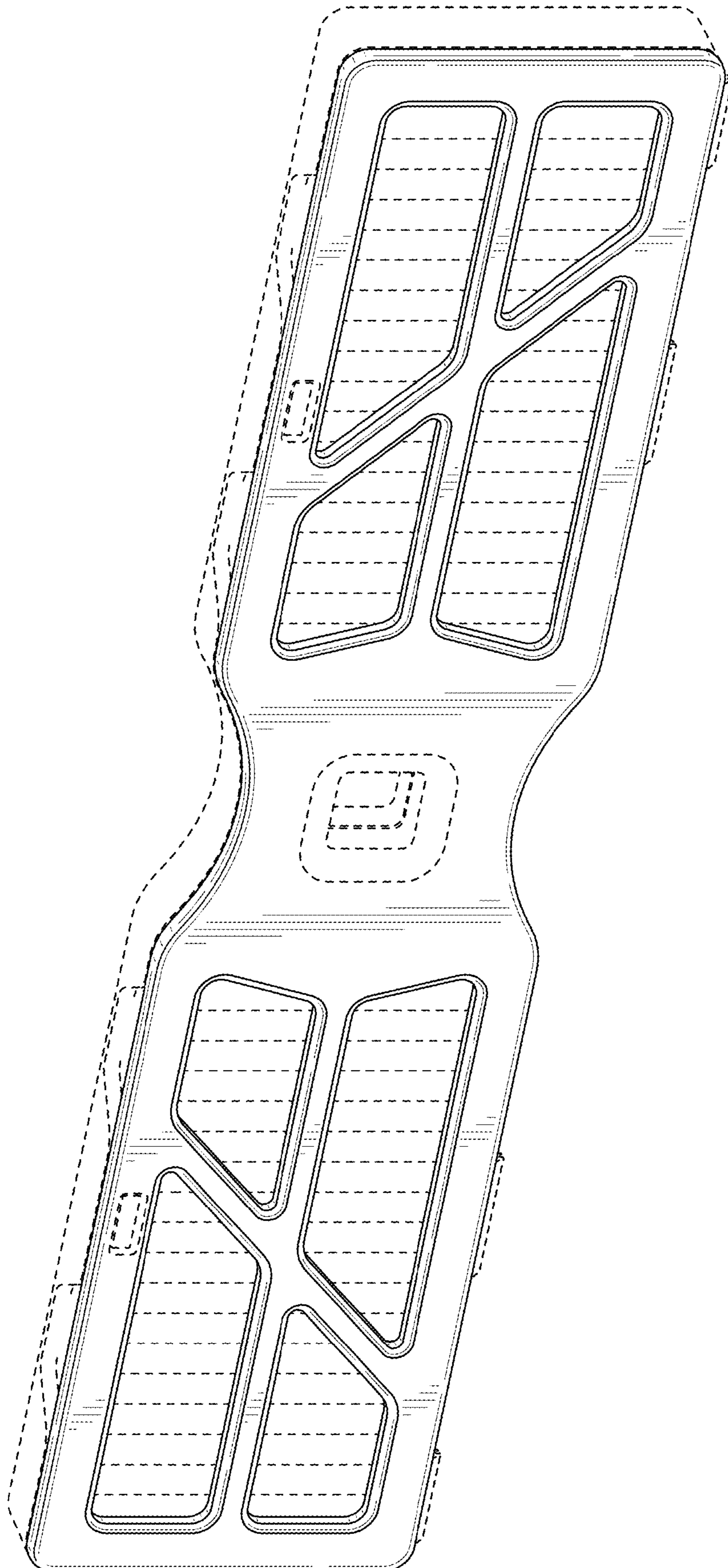


FIG. 1

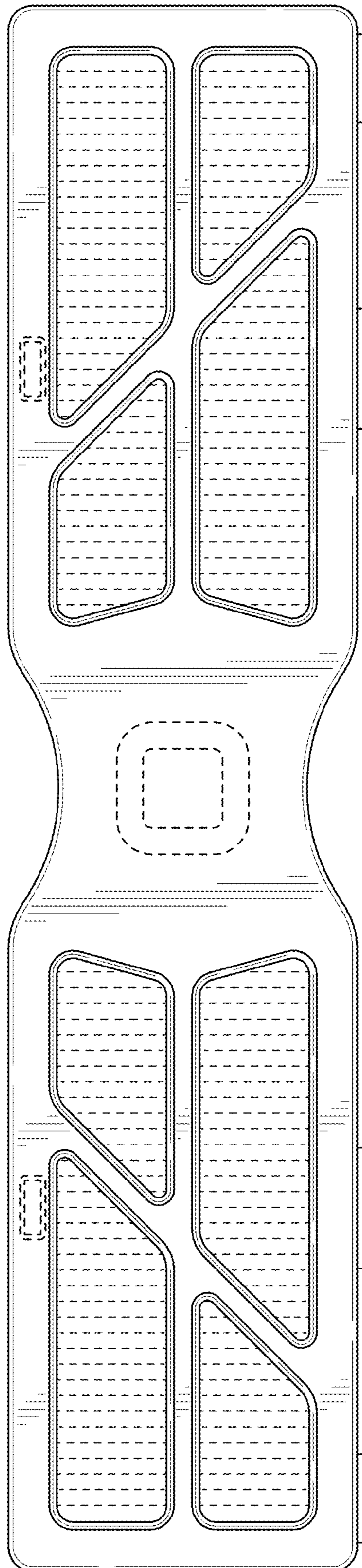


FIG. 2




FIG. 4




FIG. 3

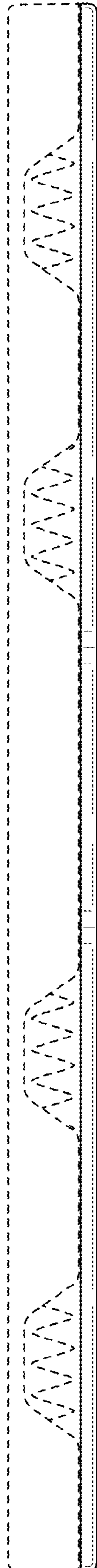


FIG. 5

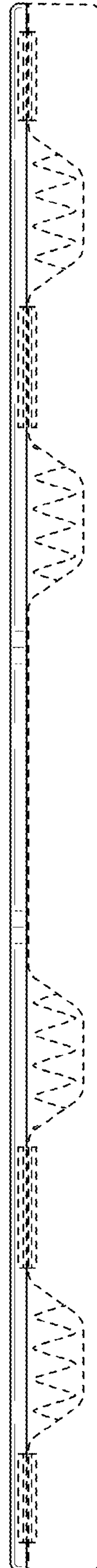


FIG. 6

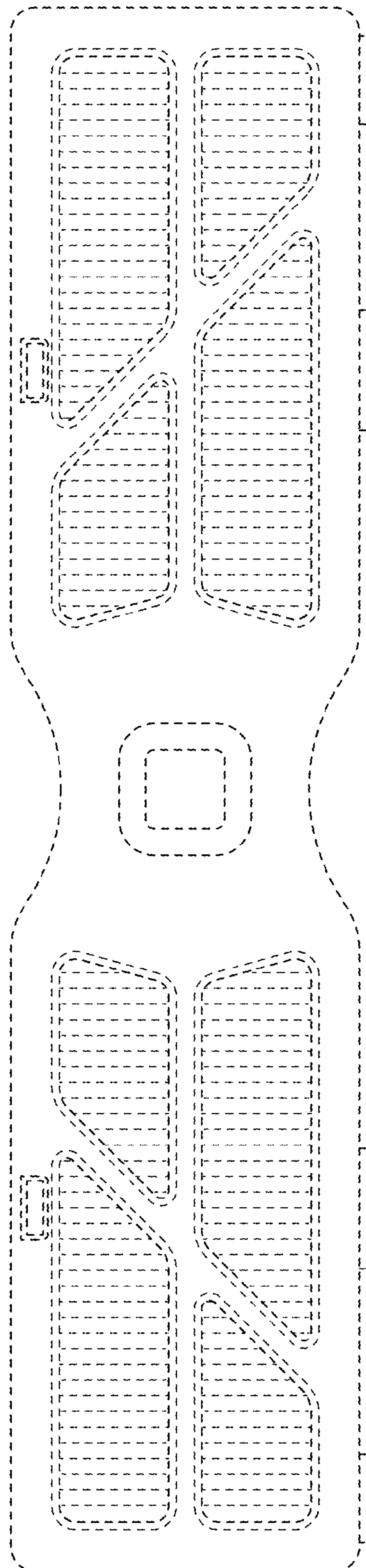


FIG. 7