



US00D928300S

(12) **United States Design Patent** (10) **Patent No.:** **US D928,300 S**  
**Hanson et al.** (45) **Date of Patent:** **\*\* Aug. 17, 2021**

(54) **AIR FILTER**  
(71) Applicant: **Electrolux Home Products, Inc.**,  
Charlotte, NC (US)  
(72) Inventors: **Josh Hanson**, Huntersville, NC (US);  
**Ramesh Subramanian**, Charlotte, NC  
(US); **Eric Hitchcock**, Harrisburg, NC  
(US); **Brent Aaron Curtis**, Terrell, NC  
(US); **Belinda Zhang**, Atlanta, GA (US)  
(73) Assignee: **Electrolux Home Products, Inc.**,  
Charlotte, NC (US)  
(\*\*) Term: **15 Years**

D641,461 S \* 7/2011 Rafi ..... D23/365  
D655,802 S 3/2012 Platt  
D655,804 S 3/2012 Platt  
D679,792 S 4/2013 Hollingsworth  
D725,254 S 3/2015 Roblin  
D732,153 S 6/2015 Sanocki et al.  
D754,315 S 4/2016 Morin  
D761,407 S 7/2016 Spear  
D762,832 S \* 8/2016 Gale ..... D23/365  
D775,344 S 12/2016 Wu  
D777,237 S 1/2017 Kobayashi  
D778,419 S 2/2017 Poindexter  
D783,136 S 4/2017 Park et al.  
D787,656 S 5/2017 Yoo et al.  
D804,005 S 11/2017 Spear  
D809,115 S 1/2018 Morin  
D814,620 S 4/2018 Mork et al.  
D831,157 S 10/2018 Kronk

(Continued)

(21) Appl. No.: **29/703,062**  
(22) Filed: **Aug. 23, 2019**  
(51) **LOC (13) Cl.** ..... **23-04**  
(52) **U.S. Cl.**  
USPC ..... **D23/365**  
(58) **Field of Classification Search**  
USPC ..... D23/209, 314, 325, 333-336, 355-366,  
D23/386-388  
CPC ..... Y10T 428/1366; Y10T 2597/00; B01D  
46/00; B01D 46/0004; B01D 27/04;  
F25D 17/042; A61L 9/01  
See application file for complete search history.

Primary Examiner — John A Voytek  
(74) Attorney, Agent, or Firm — Banner & Witcoff, Ltd.

(57) **CLAIM**

The ornamental design for an air filter, as shown and described.

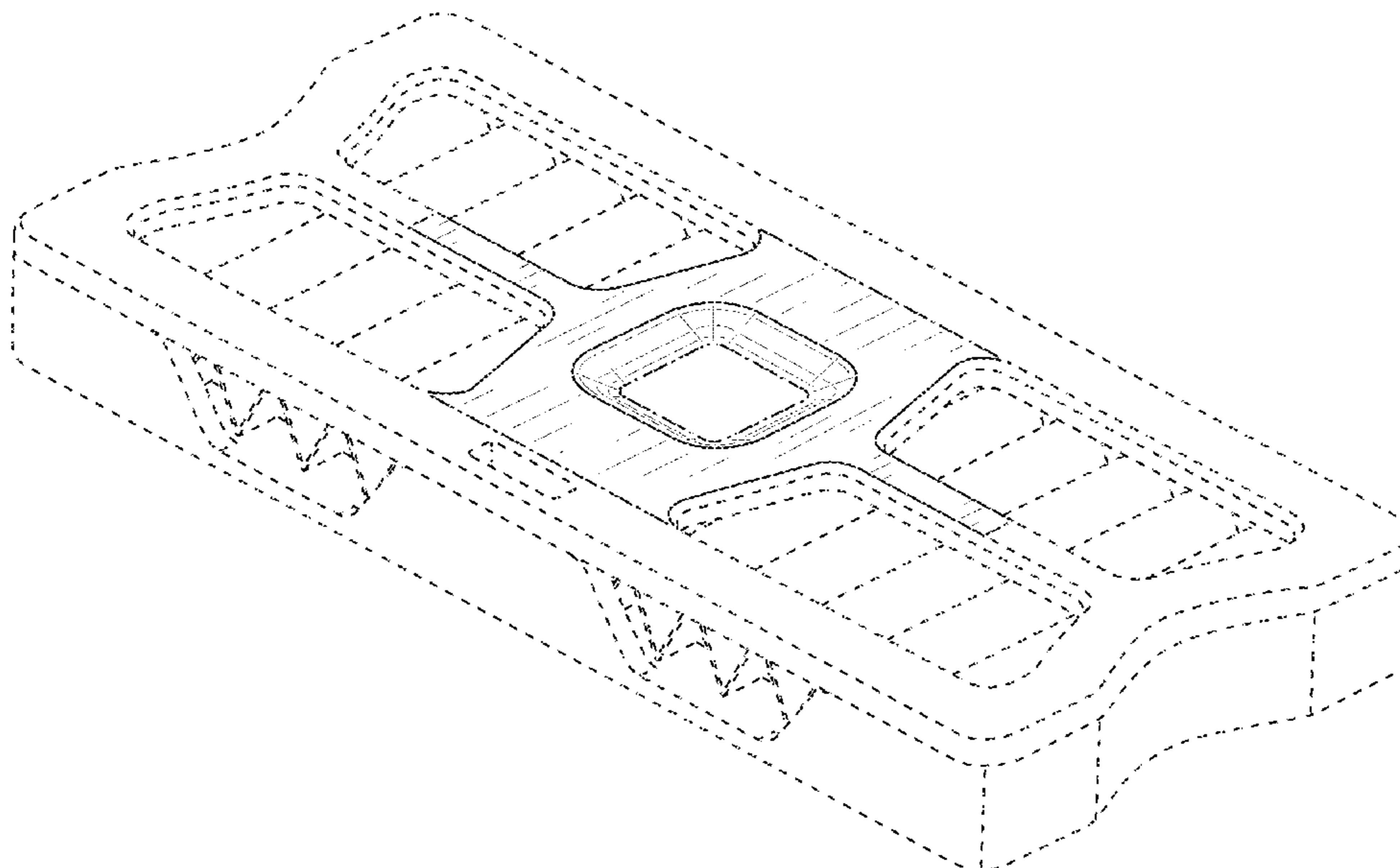
**DESCRIPTION**

FIG. 1 is a front perspective view of an air filter showing our new design;  
FIG. 2 is a front view thereof;  
FIG. 3 is a top view thereof;  
FIG. 4 is a bottom view thereof;  
FIG. 5 is a left side view thereof;  
FIG. 6 is a right view thereof; and,  
FIG. 7 is a rear view thereof.

The uneven-length broken lines immediately adjacent to the shaded area define the bounds of the claimed design and form no part of the claimed design. The broken lines depicting the remainder of the air filter form no part of the claimed design.

**1 Claim, 7 Drawing Sheets**

(56) **References Cited**  
U.S. PATENT DOCUMENTS  
D312,514 S 11/1990 Thomas  
D389,243 S 1/1998 Miller et al.  
D402,356 S 12/1998 Hodge  
D449,878 S \* 10/2001 Bjersten ..... D23/365  
D538,418 S 3/2007 Pippel et al.  
D593,189 S 5/2009 Kawano et al.  
D605,274 S 12/2009 Kawano et al.  
D605,275 S 12/2009 Kawano et al.



(56)

**References Cited**

U.S. PATENT DOCUMENTS

D852,975	S	*	7/2019	Jones	.....	D24/216
D893,695	S	*	8/2020	Gale	.....	D23/365
D894,360	S	*	8/2020	Perez	.....	D23/365
D898,177	S	*	10/2020	Guo	.....	D23/365
D910,158	S	*	2/2021	Kim	.....	D23/365
2020/0164298	A1	*	5/2020	Drabek	.....	H02K 9/26
2021/0018247	A1	*	1/2021	Hanson	.....	A61L 9/01

\* cited by examiner

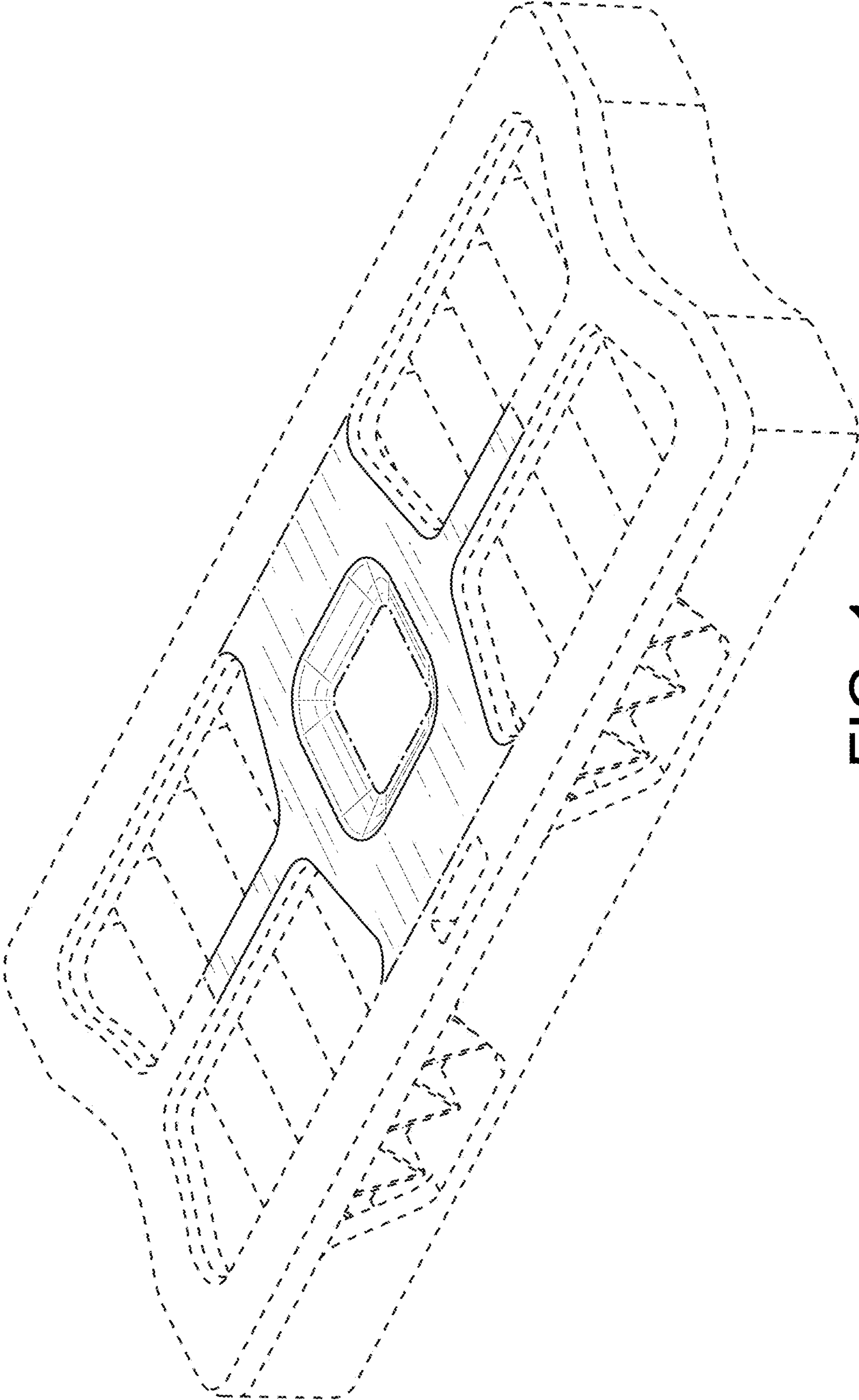


FIG. 1

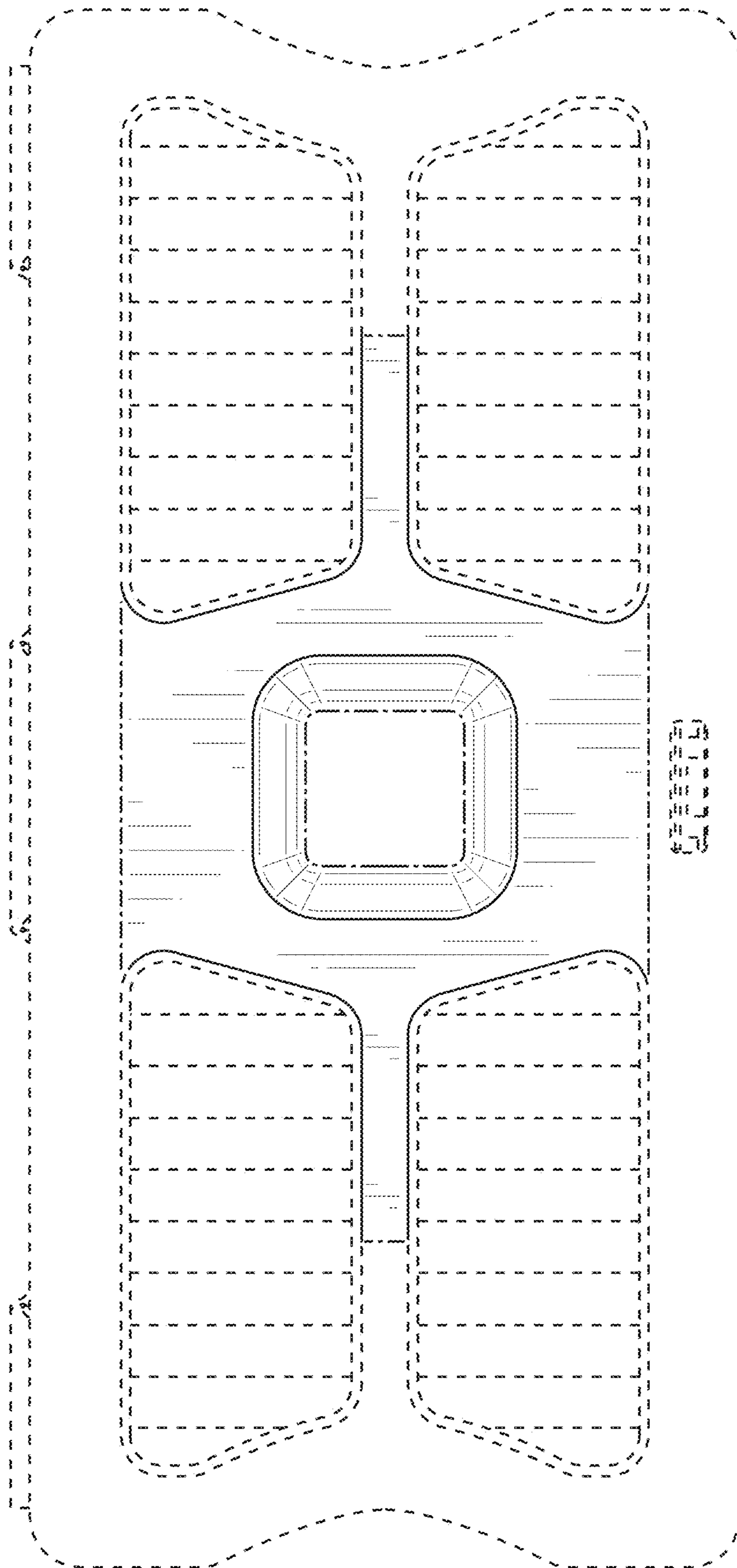


FIG. 2

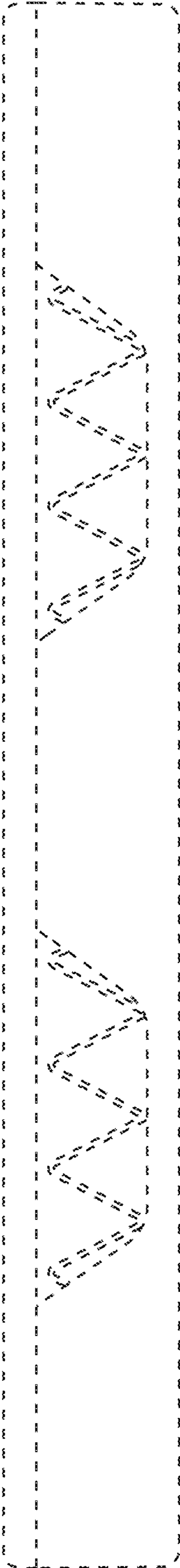


FIG. 3



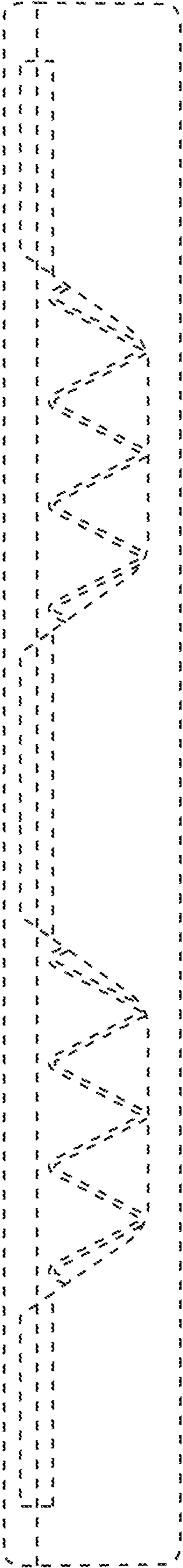


FIG. 4




FIG. 5




FIG. 6



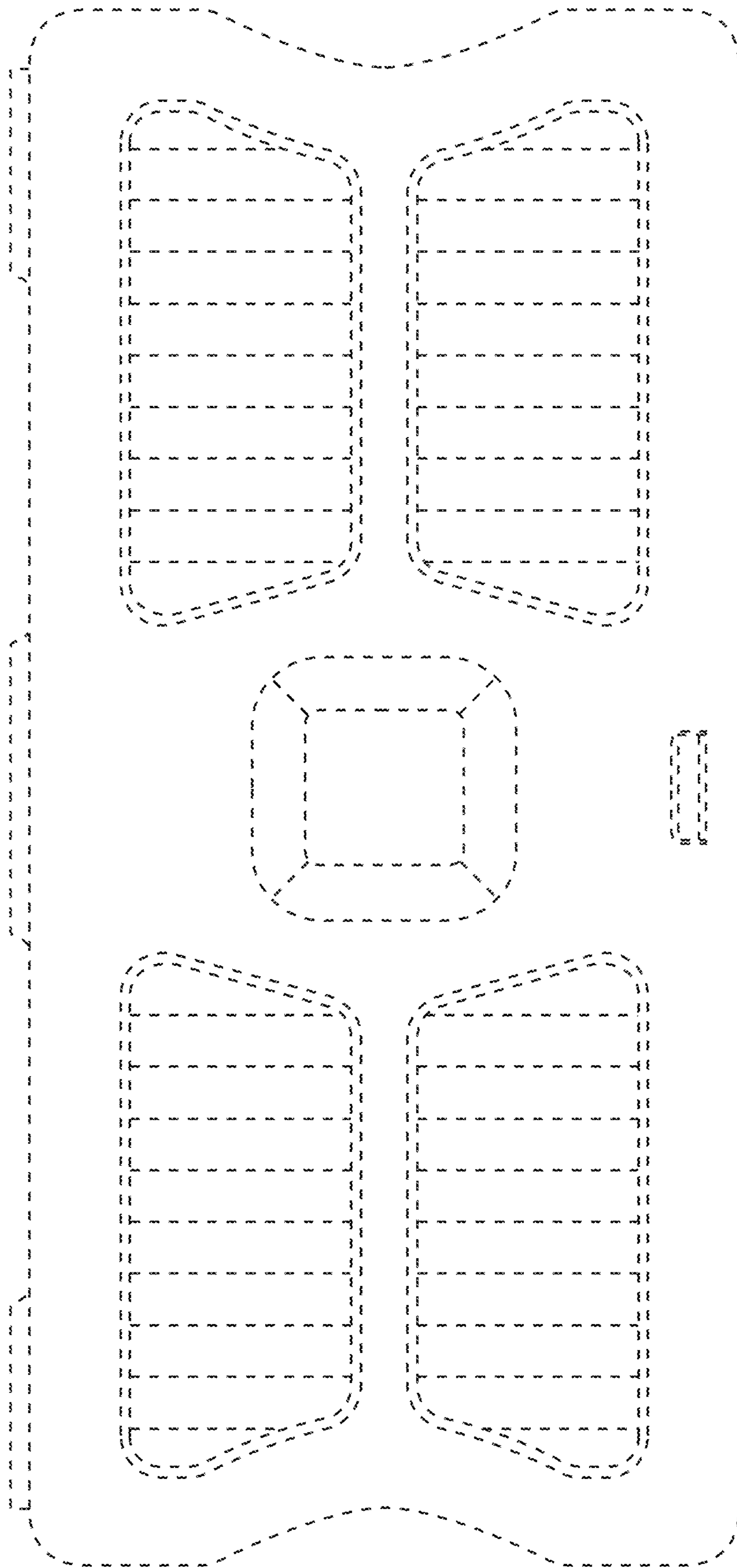


FIG. 7