



US00D928293S

(12) **United States Design Patent**  
**Cobb**

(10) **Patent No.:** **US D928,293 S**

(45) **Date of Patent:** **\*\* Aug. 17, 2021**

- (54) **SINK DRAIN HAIR CATCHER**
- (71) Applicant: **Lolita Cobb**, Bessemer, AL (US)
- (72) Inventor: **Lolita Cobb**, Bessemer, AL (US)
- (\*\*) Term: **15 Years**
- (21) Appl. No.: **29/725,387**
- (22) Filed: **Feb. 25, 2020**
- (51) **LOC (13) Cl.** ..... **23-01**
- (52) **U.S. Cl.**  
USPC ..... **D23/261**
- (58) **Field of Classification Search**  
USPC ..... D23/206–207, 209–210, 259–261, 303,  
D23/307, 363, 365, 386–387, 391;  
210/167.18–167.19, 167.2, 163–164, 166;  
4/2–4, 292, 496–497, 507–508, 510,  
4/512–513  
CPC ..... A47K 1/14  
See application file for complete search history.

- 6,467,105 B1 \* 10/2002 Vanden Elzen ..... E03C 1/244  
4/292
- 6,925,964 B2 \* 8/2005 Jeffery ..... A01K 13/001  
119/673
- 7,951,292 B1 \* 5/2011 De La Torre ..... E03C 1/264  
210/164
- D754,470 S \* 4/2016 Rothfield ..... D7/392.1
- D831,796 S \* 10/2018 Powers ..... D23/261
- 2010/0011494 A1 \* 1/2010 Dees ..... E03C 1/264  
4/292
- 2016/0040409 A1 \* 2/2016 Powers ..... E03C 1/26  
210/767

\* cited by examiner

*Primary Examiner* — Amy C Wierenga

(74) *Attorney, Agent, or Firm* — Boyle Fredrickson S.C.

(57) **CLAIM**

The ornamental design for a sink drain hair catcher, substantially as shown and described.

**DESCRIPTION**

FIG. 1 is a perspective view of a sink drain hair catcher according to the present invention and shown in an exemplary environmental installed over a sink drain;

FIG. 2 is a top perspective view of the sink drain hair catcher of FIG. 1;

FIG. 3 is a front side elevation view of the sink drain hair catcher of FIG. 1, the rear side elevation view, left side elevation view; and right side elevation view are identical to the front side elevation view;

FIG. 4 is a top plan view of the sink drain hair catcher of FIG. 1;

FIG. 5 is a bottom plan view of the sink drain hair catcher of FIG. 1; and,

FIG. 6 is a bottom perspective view of the sink drain hair catcher of FIG. 1.


The broken lines shown in the drawings illustrate environmental structure and form no part of the claimed design.

**1 Claim, 6 Drawing Sheets**

(56) **References Cited**

**U.S. PATENT DOCUMENTS**

- 948,900 A \* 2/1910 McKim ..... E03C 1/264  
4/292
- 1,494,882 A \* 5/1924 Barger ..... E03C 1/264  
4/292
- 3,742,524 A \* 7/1973 Ballentine ..... E03C 1/264  
4/286
- 3,788,485 A \* 1/1974 Bruning ..... E03C 1/264  
210/474
- 5,297,299 A \* 3/1994 Wilson ..... E03C 1/264  
210/232
- 5,376,264 A \* 12/1994 Betancourt ..... B01D 29/01  
210/166
- D362,804 S \* 10/1995 Warren ..... D32/54
- D380,527 S \* 7/1997 Velez ..... D23/261
- D439,962 S \* 4/2001 Gieseke ..... D23/365





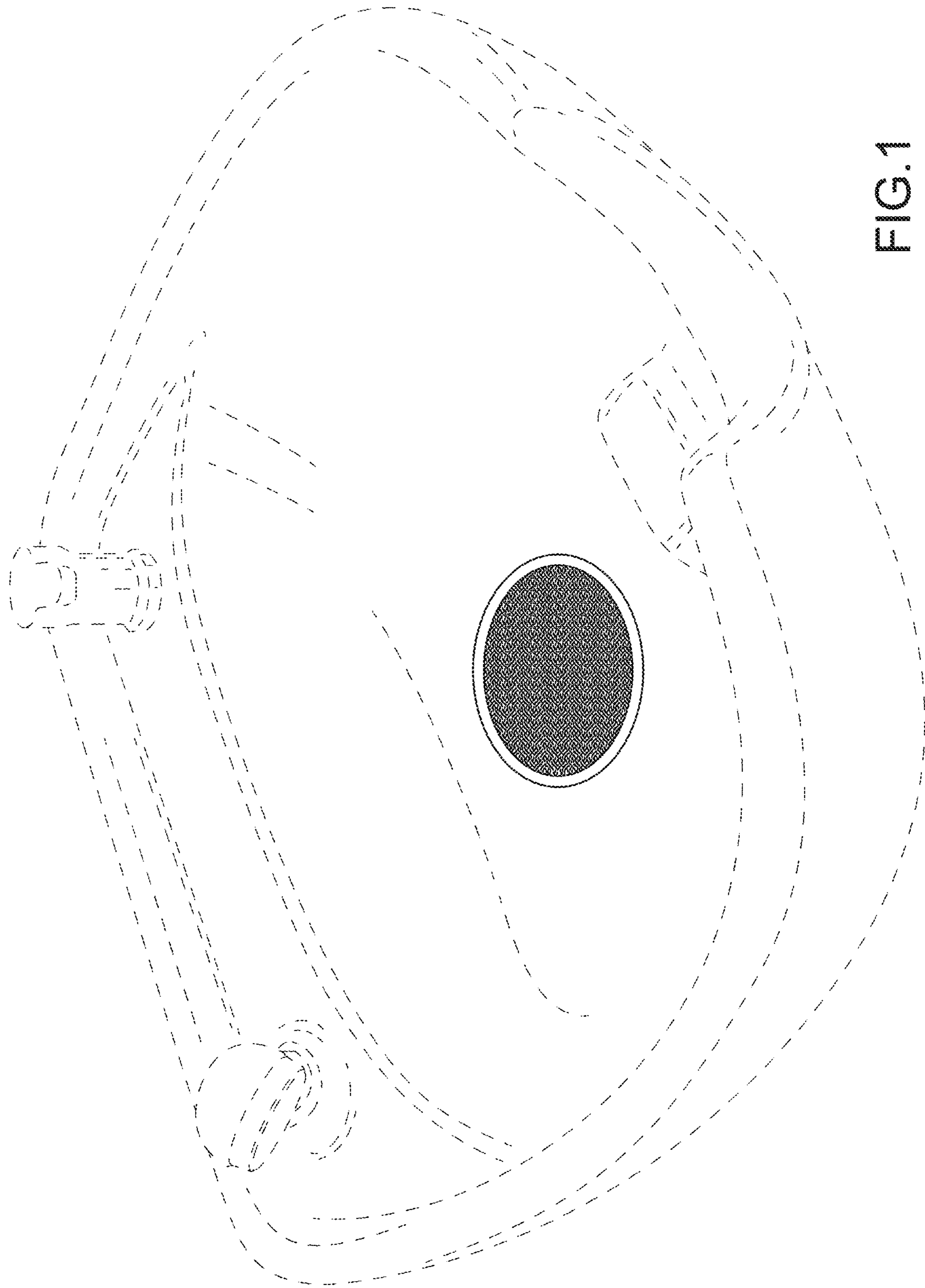


FIG.1






FIG.2






FIG. 3






FIG.4






FIG.5






FIG.6