



US00D928258S

(12) **United States Design Patent** (10) **Patent No.:** **US D928,258 S**
Hocknell et al. (45) **Date of Patent:** **** Aug. 17, 2021**

(54) **GOLF BALL** 4,991,838 A * 2/1991 Groves A63B 43/008
473/451
(71) Applicant: **Callaway Golf Company**, Carlsbad, CA (US) 5,013,046 A 5/1991 Koch
D333,499 S * 2/1993 Perrone D21/713
5,370,389 A * 12/1994 Reising A63B 47/025
473/153
(72) Inventors: **Alan Hocknell**, Carlsbad, CA (US); 5,427,378 A 6/1995 Murphy
David Bartels, Carlsbad, CA (US); 5,439,224 A * 8/1995 Bertoncino A63B 69/3694
Petra Petrich, Escondido, CA (US) 473/153

(Continued)

(73) Assignee: **Callaway Golf Company**, Carlsbad, CA (US)

FOREIGN PATENT DOCUMENTS

(**) Term: **15 Years**

EP 0657191 6/1995
FR 544540 9/1922

(21) Appl. No.: **29/693,859**

(Continued)

(22) Filed: **Jun. 5, 2019**

Primary Examiner — Catherine A Tuttle

(51) **LOC (13) Cl.** **21-02**

(74) *Attorney, Agent, or Firm* — Michael A. Catania;
Sonia Lari; Rebecca Hanovice

(52) **U.S. Cl.**

(57) **CLAIM**

USPC **D21/708**

The ornamental design for a golf ball, as shown and described.

(58) **Field of Classification Search**

DESCRIPTION

USPC D21/707–714, 789–796; 473/351–385,
473/569–614

CPC A63B 37/00–14; A63B 45/02; A63B
57/0032; A63B 39/00–08; A63B
2039/003; A63B 2039/006; A63B
2039/022; A63B 41/00–12; A63B
2041/005; A63B 43/00–06; A63B
2043/001

FIG. 1 is a top perspective view of our new design for a golf ball with a dashed line partially around a circumference of the golf ball with two parallel dashed lines;
FIG. 2 is top plan view thereof;
FIG. 3 is a front elevation view thereof;
FIG. 4 is a bottom plan view thereof;
FIG. 5 is another top plan view provided with indicia showing the area of enlargement in FIG. 6; and,
FIG. 6 is an enlarged view of the area denoted by circle 6 of FIG. 5.

See application file for complete search history.

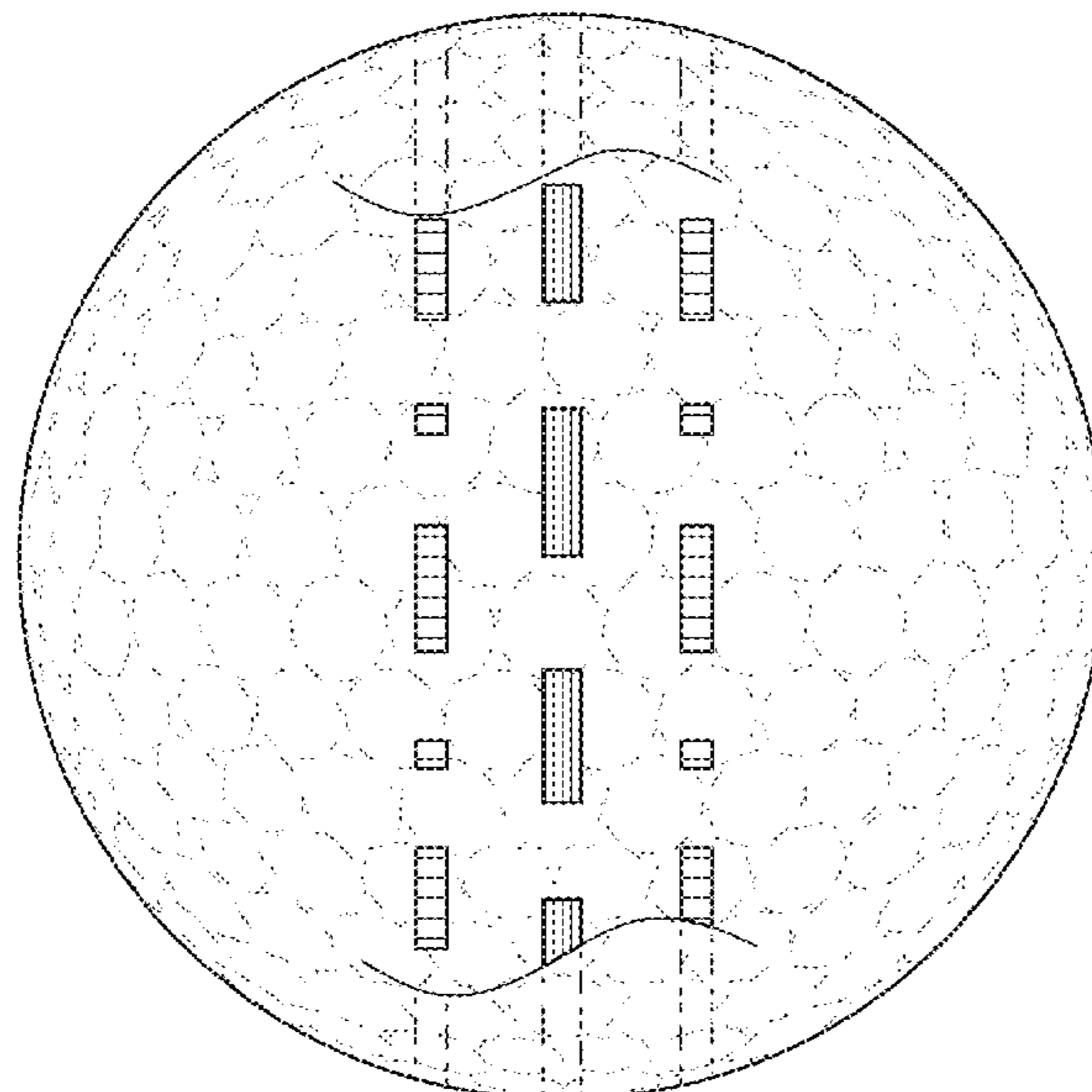
The broken lines denoting the circumscribed area in FIG. 5 and depicting circular and linear surface details are for illustrative purposes only; and form no part of the claimed design.

(56) **References Cited**

U.S. PATENT DOCUMENTS

1,656,408 A 1/1928 Young
4,284,276 A * 8/1981 Worst A63B 37/0004
40/327
4,546,975 A * 10/1985 Nims A63B 43/008
473/447
4,706,958 A * 11/1987 Inoue A63B 37/0003
40/327

1 Claim, 5 Drawing Sheets



(56)

References Cited

U.S. PATENT DOCUMENTS

5,542,680 A * 8/1996 Proudfit A63B 37/0003
40/327
5,662,530 A 9/1997 Sellar
D408,481 S * 4/1999 Disco D21/708
D410,511 S 6/1999 Stahl et al.
D410,979 S 6/1999 Stahl et al.
D411,268 S * 6/1999 Sullivan D21/709
D412,954 S 8/1999 Stahl et al.
D414,229 S * 9/1999 Sohn D21/709
D415,541 S 10/1999 Stahl et al.
D419,626 S 1/2000 Stahl et al.
D424,143 S 5/2000 Stahl et al.
D458,978 S * 6/2002 Lombardi D21/709
6,453,807 B1 * 9/2002 Ramey A63B 43/008
101/35
D501,900 S * 2/2005 Gammon, Jr. D21/708
D627,020 S * 11/2010 Martin D21/713
D655,358 S 3/2012 Barrett
D691,679 S 10/2013 Barrett
8,663,025 B2 3/2014 Barrett
D704,291 S * 5/2014 Snyder D21/794
8,721,468 B1 5/2014 Barrett
8,820,228 B2 9/2014 Barrett
D808,477 S 1/2018 Finley et al.
D811,498 S 2/2018 Finley et al.
D811,499 S 2/2018 Simonds et al.

D813,326 S 3/2018 Finley et al.
D814,578 S 4/2018 Finley et al.
D815,219 S 4/2018 Simonds et al.
D868,912 S * 12/2019 Kim D21/708
2003/0181266 A1 * 9/2003 Sowders A63B 43/008
473/447
2003/0236126 A1 * 12/2003 Tucker A63B 37/14
473/52
2008/0020865 A1 * 1/2008 Mitsuba A63B 37/0003
473/378
2011/0207553 A1 * 8/2011 Reid G01S 13/88
473/353
2012/0028726 A1 * 2/2012 Aittola A63B 37/0003
473/280
2012/0258815 A1 * 10/2012 Barrett A63B 69/3685
473/226
2013/0324310 A1 * 12/2013 Leech A63B 37/0003
473/371
2019/0282871 A1 * 9/2019 Peterson A63B 57/207
2020/0038716 A1 * 2/2020 Wright A63B 67/06

FOREIGN PATENT DOCUMENTS

WO WO199920356 4/1999
WO WO-2005063343 A1 * 7/2005 A63B 57/20
WO WO-2016148764 A1 * 9/2016 A63B 45/00
WO WO-2019132049 A1 * 7/2019 A63B 57/30
WO WO-2020009516 A1 * 1/2020 A63B 47/00

* cited by examiner

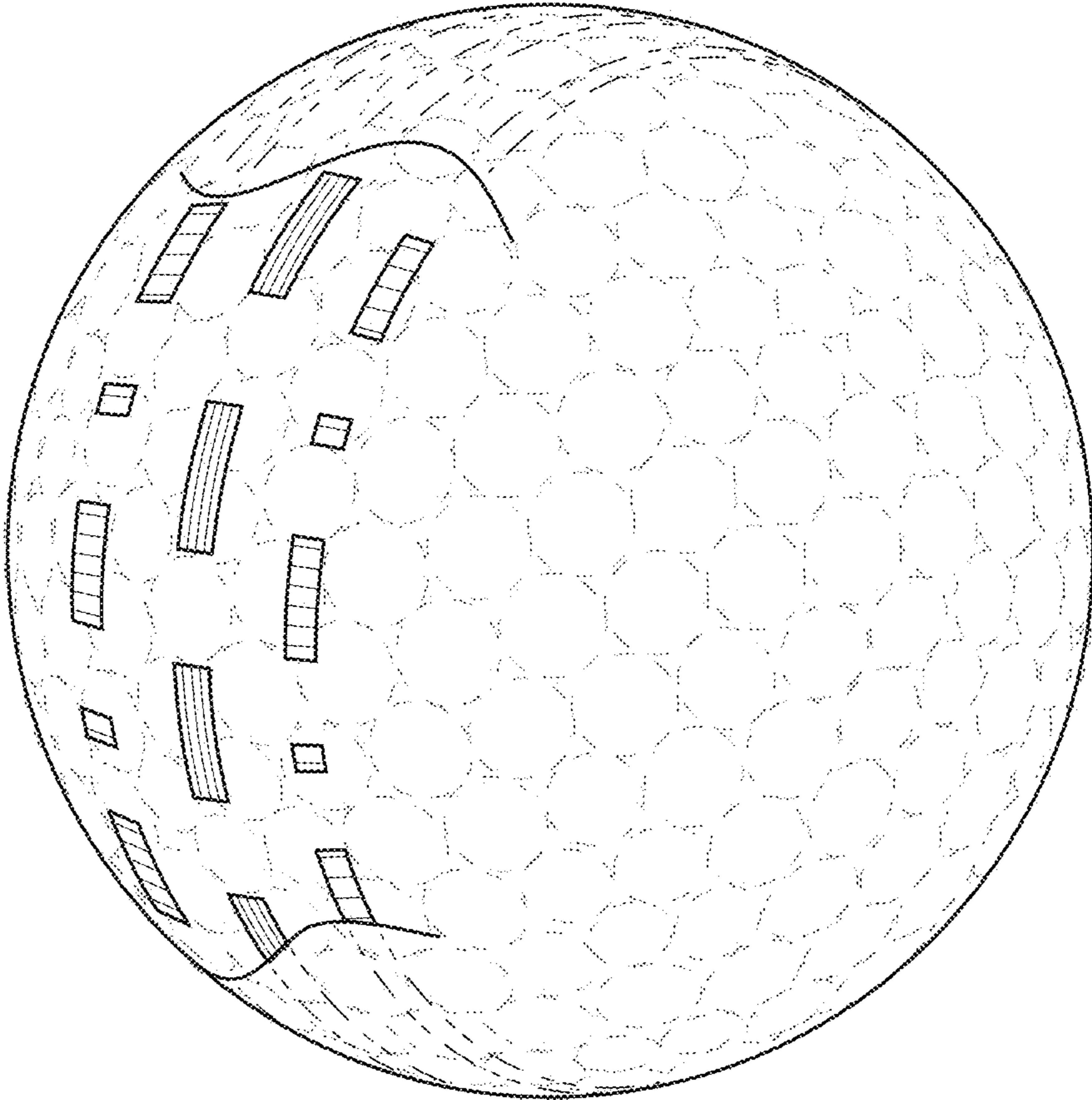


FIG. 1

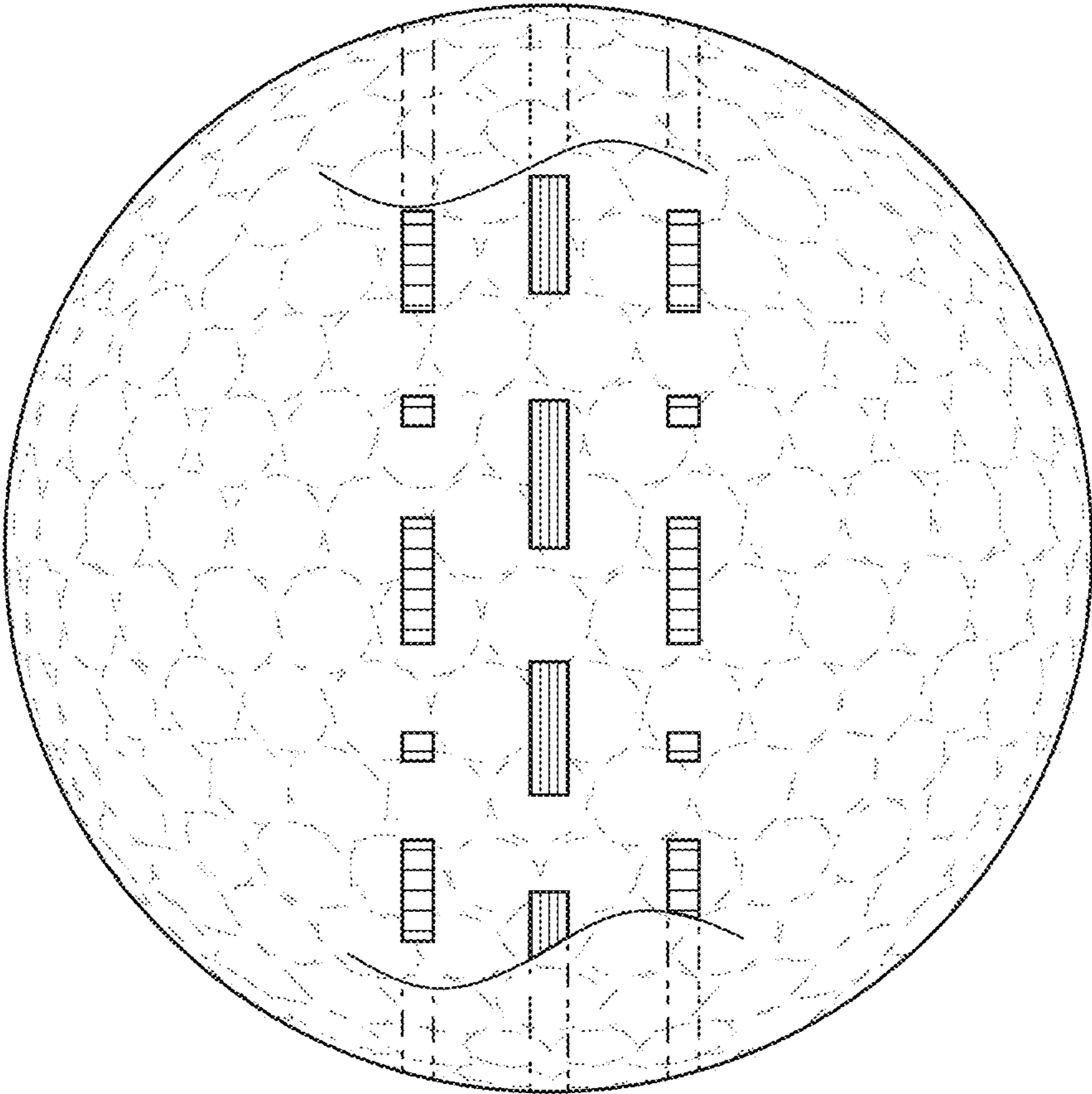


FIG. 2

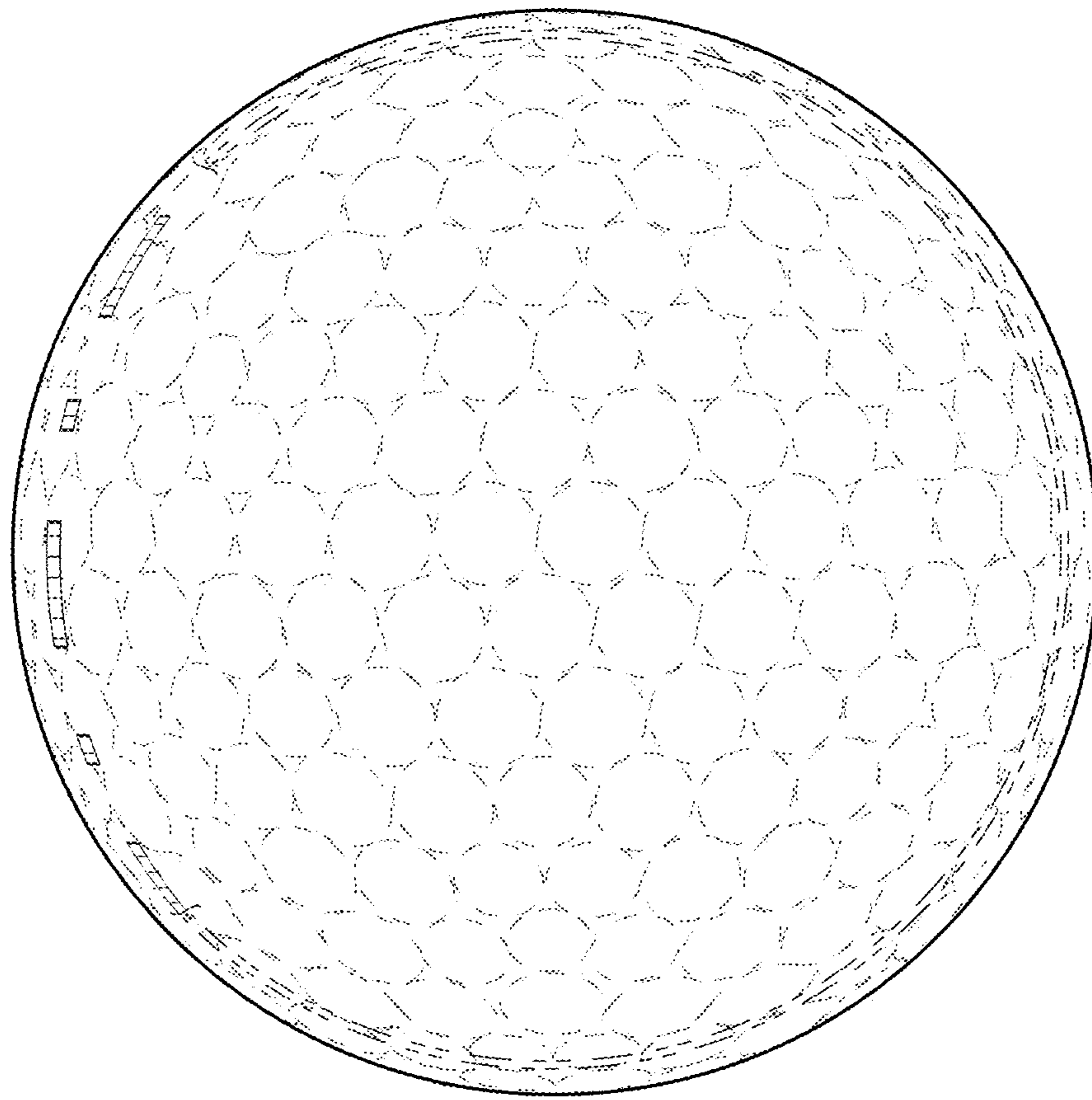


FIG. 3

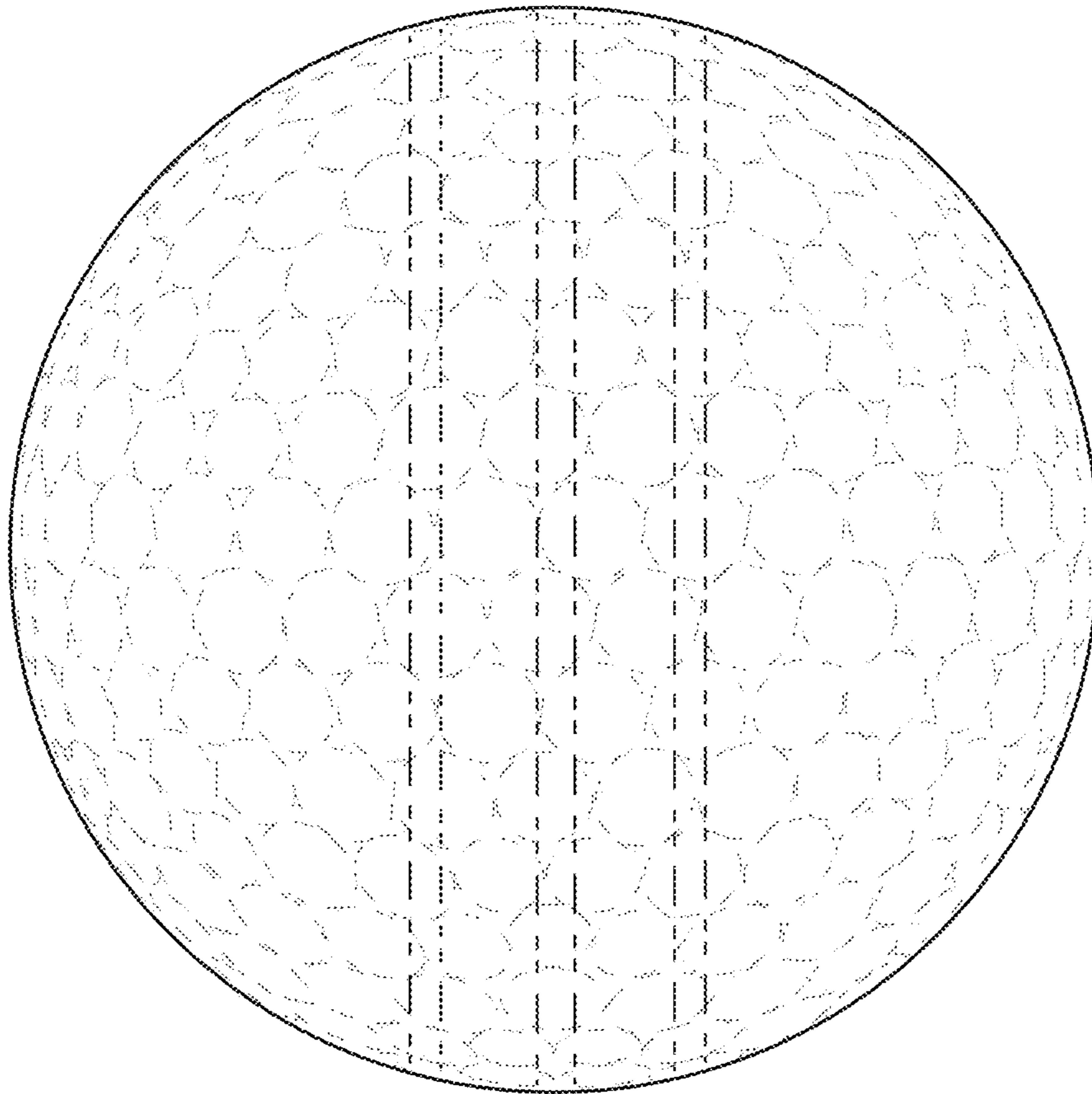


FIG. 4

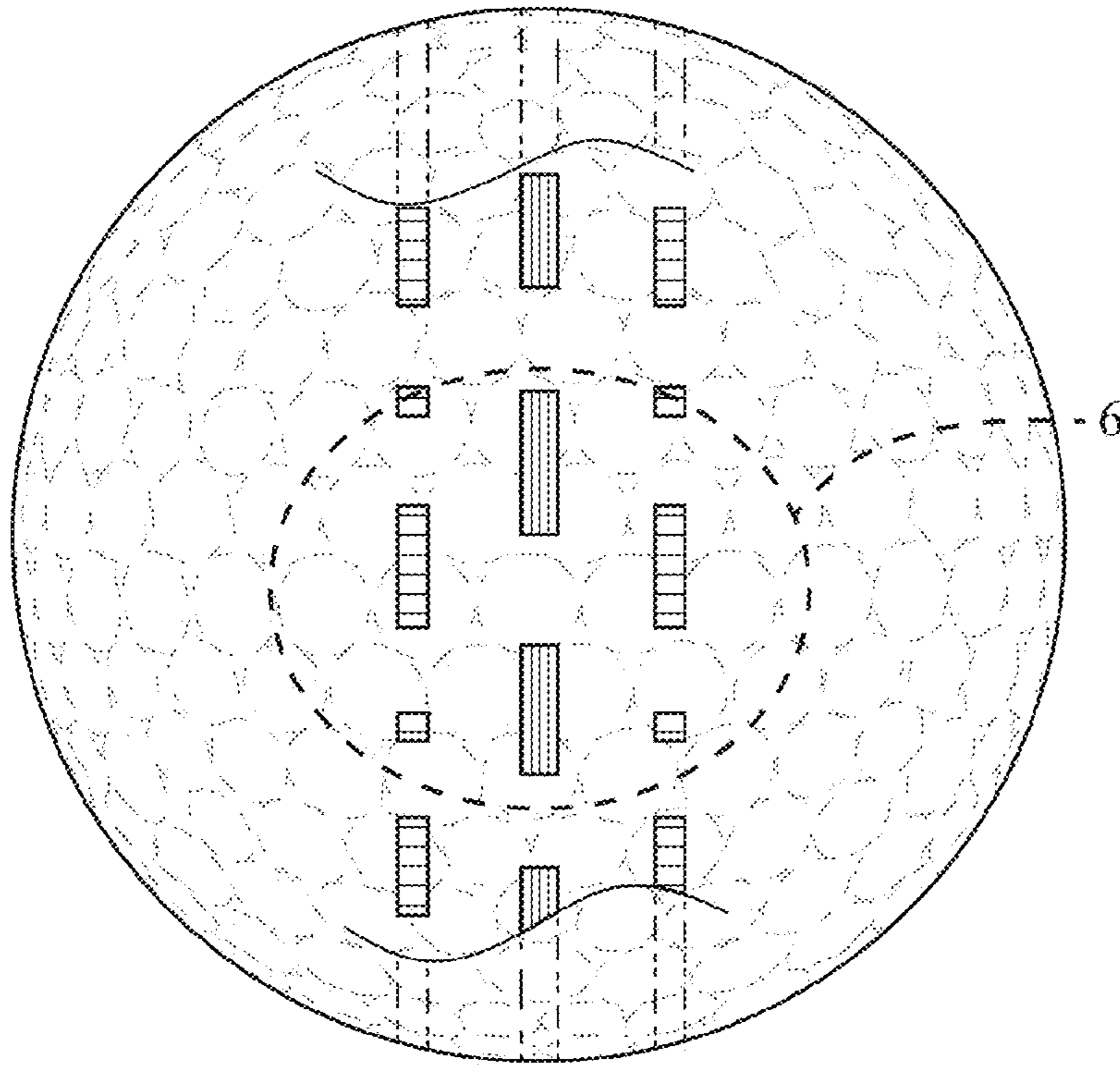


FIG. 5

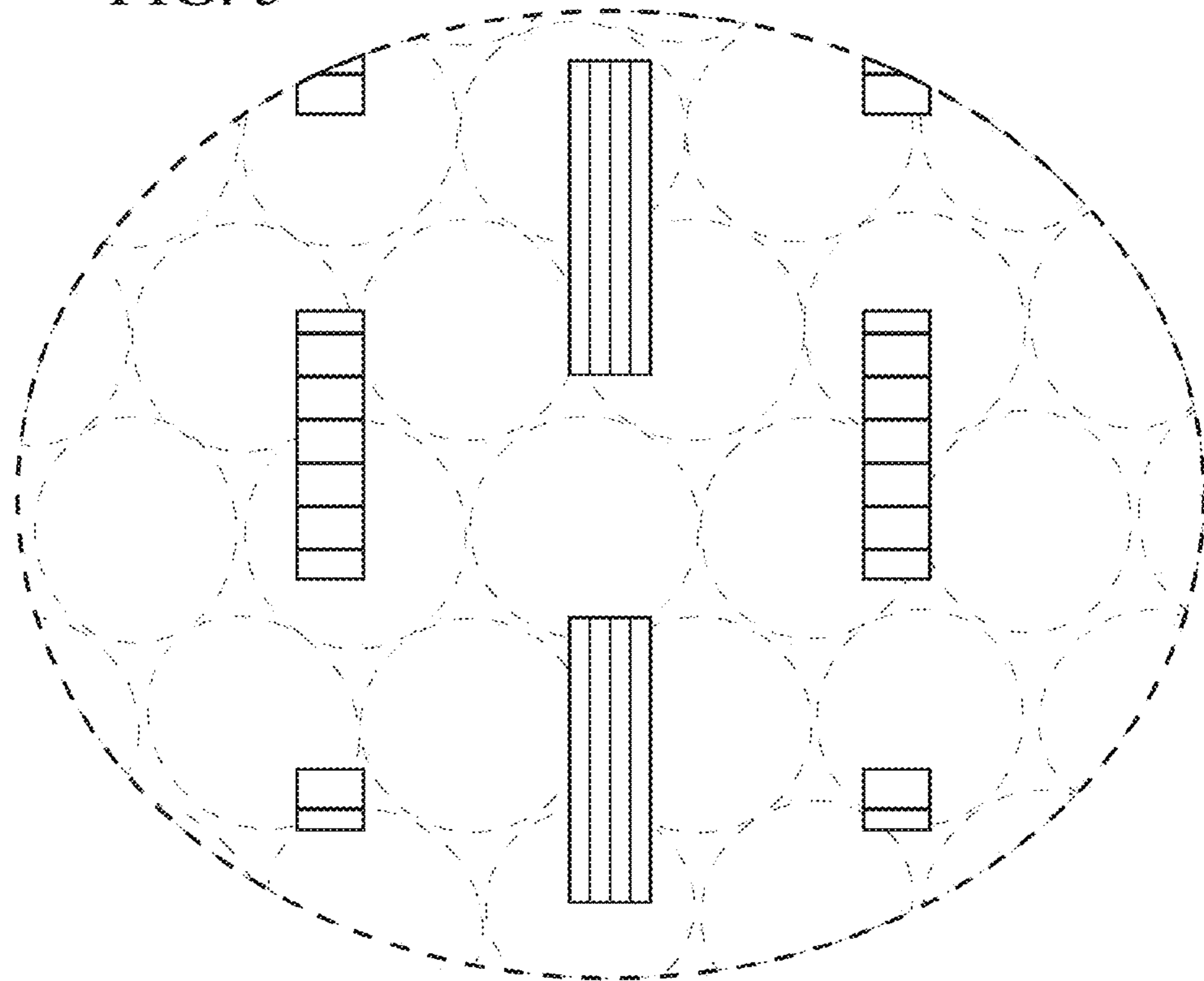


FIG. 6