



US00D928244S

(12) **United States Design Patent** (10) **Patent No.:** **US D928,244 S**
Bao (45) **Date of Patent:** **** Aug. 17, 2021**

- (54) **TOY SANITATION VEHICLE**
- (71) Applicant: **Liying Bao**, Zhangzhou (CN)
- (72) Inventor: **Liying Bao**, Zhangzhou (CN)
- (**) Term: **15 Years**
- (21) Appl. No.: **29/720,986**
- (22) Filed: **Jan. 16, 2020**
- (51) **LOC (13) Cl.** **21-01**
- (52) **U.S. Cl.**
USPC **D21/552**
- (58) **Field of Classification Search**
USPC D21/424, 434, 433, 548, 549, 552, 554,
D21/580, 559, 581, 533, 550; D12/92,
D12/86, 90, 91, 88, 164
See application file for complete search history.

(56) **References Cited**

U.S. PATENT DOCUMENTS

- D258,972 S * 4/1981 Samuels D21/554
- D289,309 S * 4/1987 Wilkes D21/554
- D302,445 S * 7/1989 Thomson D21/554
- D416,952 S * 11/1999 Wei D21/554
- D445,844 S * 7/2001 Tse D21/554

- D868,175 S * 11/2019 Chen D21/552
- D872,812 S * 1/2020 Chen D21/552
- 2020/0346854 A1* 11/2020 Rocholl B65F 3/041

FOREIGN PATENT DOCUMENTS

- CN 303951067 * 11/2016
- CN 201830759947.X * 5/2019

* cited by examiner

Primary Examiner — Khawaja Anwar
Assistant Examiner — Julice Seung Eun Oum

(57) **CLAIM**

The ornamental design for a toy sanitation vehicle, as shown and described.

DESCRIPTION

FIG. 1 is a front, top perspective view of the toy sanitation vehicle showing my new design;
FIG. 2 is a rear, bottom perspective view thereof;
FIG. 3 is a front view thereof;
FIG. 4 is a rear view thereof;
FIG. 5 is a left side view thereof;
FIG. 6 is a right side view thereof;
FIG. 7 is a top view thereof; and,
FIG. 8 is a bottom view thereof.

1 Claim, 8 Drawing Sheets





FIG.1




FIG.2




FIG.3




FIG.4




FIG.5




FIG.6

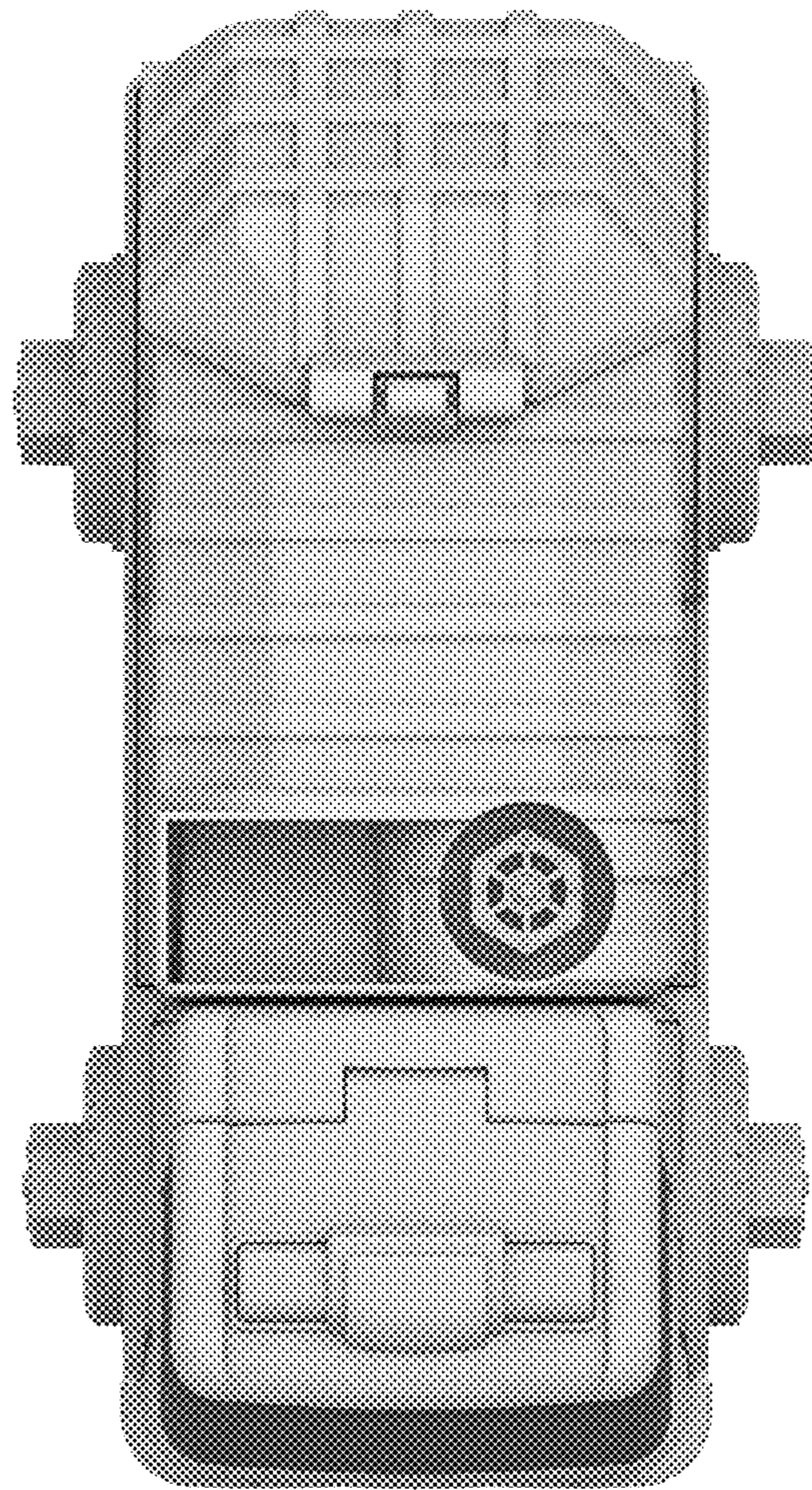


FIG.7




FIG.8